



BMCRC-MRO Championships 2021

Round 4

Brands Hatch GP Circuit

17th / 18th July 2021



Results Provided by Timing Solutions Ltd
www.tsl-timing.com

BMCRC-MRO Championships 2021



CHILTON MOTORS LTD
MZ CHAMPIONSHIP



**CHILTON MOTORS 250 MZ &
INTA MOTORCYCLES / TAYMAR
MOTORCYCLES BLUE HAZE GPF**

Brands Hatch GP

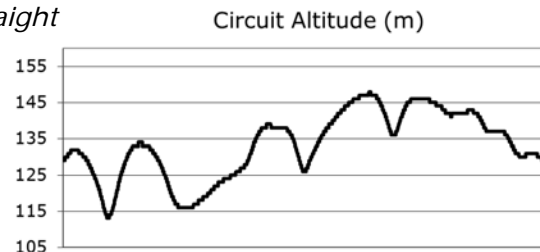
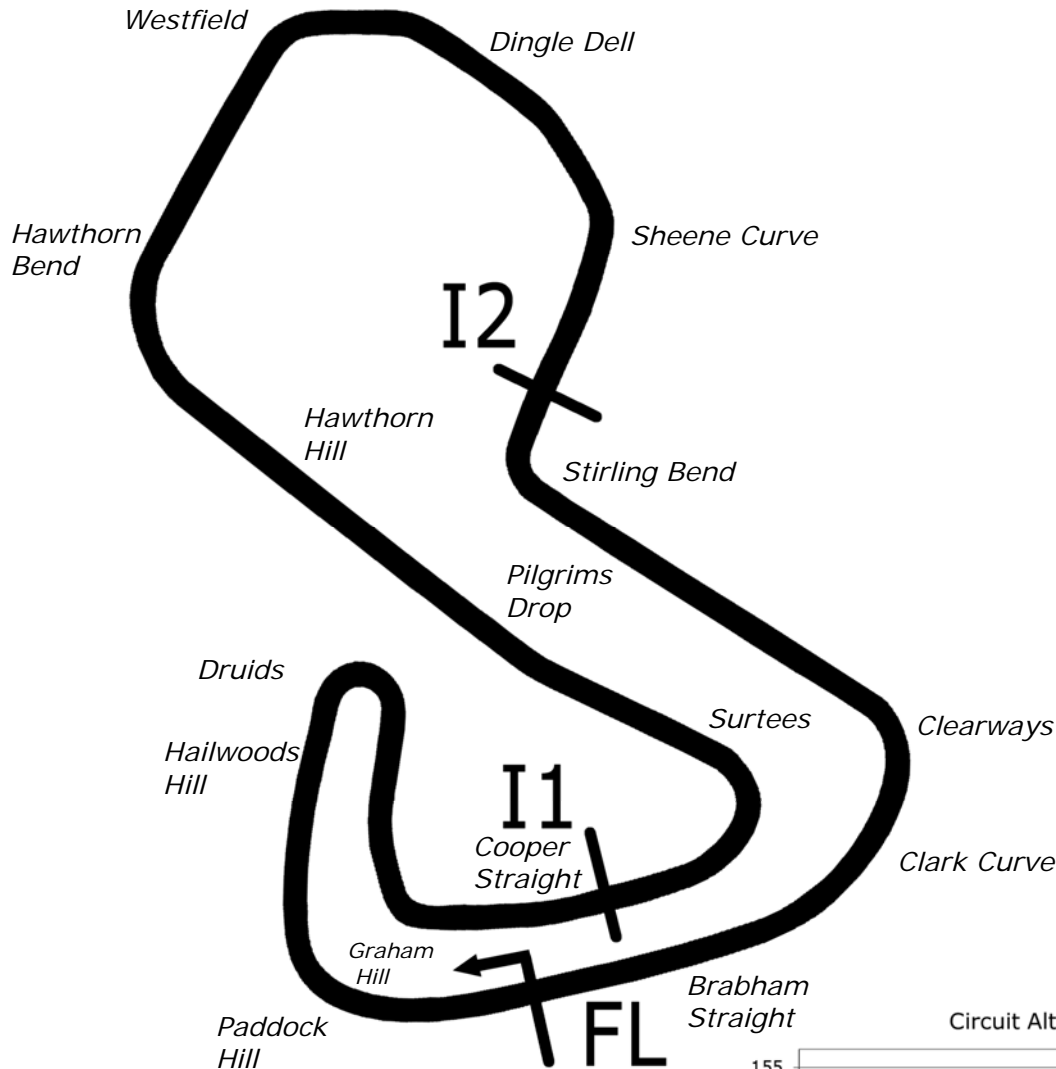
17th / 18th July 2021



Results Provided by Timing Solutions Ltd

www.tsl-timing.com

Brands Hatch GP



Length	2.4332 miles	3916.0 m	
FL		51.36032 N	0.26032 E
I1	1116m	51.35934 N	0.25955 E
I2	2928m	51.35532 N	0.26250 E
Pit Entry	3646m	51.35911 N	0.25743 E
Pit Exit	26m after FL	51.36027 N	0.26078 E
Pit Entry-Pit Exit 277m, 19.9s @50kph, 16.6s @60kph			

All results available at www.tsl-timing.com



BMCRC - MRO Championships 2021 - Rnd 4 @ Brands Hatch GP

Chilton Motors 250MZs & Blue Haze GPF

QUALIFYING - CLASSIFICATION

POS	NO	CL	PIC NAME	ENTRY	TIME	ON	LAPS	GAP	DIFF	MPH
1	22	GPF	1 Rik BALLERINI	Suzuki RG570 - SCLS LTD, GECKO RACING, CAMBR	1:47.430	3	3			81.54
2	88	GPF	2 Michael STANLEY	Yamaha TZR 250 -	1:47.594	7	7	0.164	0.164	81.41
3	130	GPF	3 Ian MACKMAN	Aprilia RS 250 - 2 Machs Motorcycles	1:48.225	3	3	0.795	0.631	80.94
4	74	GPF	4 Paul WHITBY	Yamaha TZR 250 - Greybridge Ltd	1:48.418	4	7	0.988	0.193	80.79
5	4	GPF	5 James SEATH	Aprilia RS250 - Ovenden Earthmoving	1:49.980	3	5	2.550	1.562	79.64
6	95		1 Christopher ROGERS	MZ ETZ 250 - CB Racing	1:52.560	3	6	5.130	2.580	77.82
7	81		2 Scott GRANT	MZ ETZ 250 - Katie, Mum and Dad	1:52.833	4	6	5.403	0.273	77.63
8	75		3 Peter WOODALL	MZ ETZ 250 - Online Lubricants	1:52.949	6	6	5.519	0.116	77.55
9	611	GPF	6 Paul WELCH	Yamaha TZR250 -	1:53.032	5	6	5.602	0.083	77.49
10	85		4 Andrew WALES	MZ ETZ 250 - Illuminated Design LTD	1:53.397	5	6	5.967	0.365	77.24
11	86	GPF	7 Justin ARBON	Suzuki RGV500 - TT plumbing and heating	1:55.574	6	6	8.144	2.177	75.79
12	96		5 Chris KENT	MZ ETZ 250 - Powder House Coatings Ltd	1:55.659	4	6	8.229	0.085	75.73
13	69		6 Alexander MANN	MZ TS 250 - HS RACING	1:55.810	6	6	8.380	0.151	75.63
14	32		7 John ASHMEAD	MZ ETZ 250 -	1:58.959	5	6	11.529	3.149	73.63
15	67	GPF	8 Mark BAILEY	Yamaha TZR250 -	1:58.970	6	6	11.540	0.011	73.63
16	114		8 Ryan ANDERSON	MZ ETZ 250 -	1:59.146	5	6	11.716	0.176	73.52
17	48	GPF	9 Richard PATIENT	Yamaha TZR250 -	1:59.437	5	6	12.007	0.291	73.34
18	22		9 Simon FINCH	MZ ETZ 250 - BlueCloud Projects Ltd	2:00.291	2	5	12.861	0.854	72.82
19	199	GPF	10 Michael FROST	Yamaha TZR250 -	2:00.642	5	5	13.212	0.351	72.61
20	108	R	1 Ian KEEBLE	MZ ETC 250 -	2:02.523	5	6	15.093	1.881	71.49
21	42	GPF	11 Martin PEARSON	Yamaha TZR250 - Viking Inspection	2:02.531	4	6	15.101	0.008	71.49
22	3		10 Max MAUD	MZ ETZ 250 -	2:02.605	6	6	15.175	0.074	71.44
23	41		11 Gary WILLIAMS	MZ ETZ 250 -	2:03.076	3	6	15.646	0.471	71.17
24	57*	R	2 Tony BROWN	MZ ETZ 250 - Paydoo Payments	2:03.239	6	6	15.809	0.163	71.08
25	36		12 Joe BALDRY	MZ ETZ 250 - Chilton Motors	2:03.626	3	3	16.196	0.387	70.85
26	38		13 Chris PETTET	MZ ETZ 250 -	2:05.066	3	3	17.636	1.440	70.04
27	565	R	3 Louis KERSHAW	MZ ETZ 250 -	2:05.422	6	6	17.992	0.356	69.84
28	46*	R	4 Steve BRIGDEN	MZ ETZ 250 - SLB Consulting Ltd	2:06.692	3	6	19.262	1.270	69.14
29	6		14 Paul ANSELL	MZ ETZ 250 -	2:07.302	6	6	19.872	0.610	68.81
30	49	R	5 Andy MARKS	MZ ETZ 250 - Kingpin Components	2:07.960	6	6	20.530	0.658	68.45
31	94		15 Michael GLISSON	MZ ETZ 250 -	2:08.089	6	6	20.659	0.129	68.38
32	66	R	6 Graeme LEWIS	MZ ETZ 250 -	2:08.097	6	6	20.667	0.008	68.38
33	25	GPF	12 Stephen WIMBLE	Yamaha TZR 250 - S.B.W Contractor	2:15.527	5	5	28.097	7.430	64.63
34	18	R	7 Sam PEARSON	MZ ETZ 250 -	2:24.171	4	5	36.741	8.644	60.76
35	14	GPF	13 Denis HALIL	Yamaha TZR 250 - D & A AUTOS			0			
36	56		16 Russell TURNER	MZ ETZ 250 -			0			

* Bikes 46 & 57 - Please fit a working transponder

Brands Hatch GP
Circuit Length = 2.4332 miles
Start: 10:27 Flag 10:40 End: 10:42

Weather / Track : Sunny / Dry

These results are provisional until the conclusion of any judicial and technical matters.

Clerk Of Course :	Stewards :	Timekeeper : Craig Smith
-------------------	------------	--------------------------

Results can be found at www.tsl-timing.com

Printed - 10:43 Saturday, 17 July 2021



BMCRC - MRO Championships 2021 - Rnd 4 @ Brands Hatch GP

Chilton Motors 250MZs & Blue Haze GPF

QUALIFYING - SECTOR ANALYSIS



SECTOR 1 = FL to I1, SECTOR 2 = I1 to I2, SECTOR 3 = I2 to FL, DIFF = Difference To Personal Best Lap, P = Crossed Finish Line in Pit Lane, D = Time Disallowed

P1 22 GPF		Rik BALLERINI		Suzuki RG570 - SCLS LTD, GECKO RACING, CAMBRIDGE MK			
IDEAL LAP TIME : 1:47.430		BEST LAP TIME : 1:47.430		DIFFERENCE : 0.000			
LAP	SECTOR 1	SECTOR 2	SECTOR 3	LAP TIME	MPH	DIFF	TIME OF DAY
1 -	OUTLAP	51.930	26.641	1:58.434	73.96	11.004	10:37:11.508
2 -	33.745	48.745	26.087	1:48.577 (2)	80.67	1.147	10:39:00.085
3 -	33.194	48.157	26.079	1:47.430 (1)	81.54		10:40:47.515

P2 88 GPF		Michael STANLEY		Yamaha TZR 250 -			
IDEAL LAP TIME : 1:47.591		BEST LAP TIME : 1:47.594		DIFFERENCE : 0.003			
LAP	SECTOR 1	SECTOR 2	SECTOR 3	LAP TIME	MPH	DIFF	TIME OF DAY
1 -	35.322	51.885	26.980	1:54.187	76.71	6.593	10:31:02.077
2 -	34.215	50.420	26.590	1:51.225	78.75	3.631	10:32:53.302
3 -	34.682	49.595	27.000	1:51.277	78.72	3.683	10:34:44.579
4 -	33.933	51.352	26.059	1:51.344	78.67	3.750	10:36:35.923
5 -	33.506	48.783	25.814	1:48.103 (2)	81.03	0.509	10:38:24.026
6 -	34.926	48.878	26.340	1:50.144 (3)	79.53	2.550	10:40:14.170
7 -	33.509	48.359	25.726	1:47.594 (1)	81.41		10:42:01.764

P3 130 GPF		Ian MACKMAN		Aprilia RS 250 - 2 Machs Motorcycles			
IDEAL LAP TIME : 1:48.189		BEST LAP TIME : 1:48.225		DIFFERENCE : 0.036			
LAP	SECTOR 1	SECTOR 2	SECTOR 3	LAP TIME	MPH	DIFF	TIME OF DAY
1 -	34.755	50.089	25.985	1:50.829 (3)	79.03	2.604	10:30:58.998
2 -	34.232	48.793	26.470	1:49.495 (2)	80.00	1.270	10:32:48.493
3 -	34.268	48.349	25.608	1:48.225 (1)	80.94		10:34:36.718

P4 74 GPF		Paul WHITBY		Yamaha TZR 250 - Greybridge Ltd			
IDEAL LAP TIME : 1:47.989		BEST LAP TIME : 1:48.418		DIFFERENCE : 0.429			
LAP	SECTOR 1	SECTOR 2	SECTOR 3	LAP TIME	MPH	DIFF	TIME OF DAY
1 -	34.838	48.842	25.913	1:49.593	79.93	1.175	10:30:59.243
2 -	34.266	48.407	26.358	1:49.031	80.34	0.613	10:32:48.274
3 -	34.735	48.873	25.995	1:49.603	79.92	1.185	10:34:37.877
4 -	34.215	48.477	25.726	1:48.418 (1)	80.79		10:36:26.295
5 -	34.022	49.903	26.430	1:50.355	79.37	1.937	10:38:16.650
6 -	33.856	48.718	26.109	1:48.683 (2)	80.59	0.265	10:40:05.333
7 -	34.368	48.731	25.803	1:48.902 (3)	80.43	0.484	10:41:54.235

P5 4 GPF		James SEATH		Aprilia RS250 - Ovenden Earthmoving			
IDEAL LAP TIME : 1:49.980		BEST LAP TIME : 1:49.980		DIFFERENCE : 0.000			
LAP	SECTOR 1	SECTOR 2	SECTOR 3	LAP TIME	MPH	DIFF	TIME OF DAY
1 -	37.048	54.311	26.867	1:58.226	74.09	8.246	10:31:10.544
2 -	34.572	50.196	26.421	1:51.189 (2)	78.78	1.209	10:33:01.733
3 -	34.054	49.613	26.313	1:49.980 (1)	79.64		10:34:51.713
4 -	34.232	50.455	27.021	1:51.708 (3)	78.41	1.728	10:36:43.421
5 -	34.606	51.102	29.111	1:54.819	76.29	4.839	10:38:38.240

P6 95		Christopher ROGERS		MZ ETZ 250 - CB Racing			
IDEAL LAP TIME : 1:52.304		BEST LAP TIME : 1:52.560		DIFFERENCE : 0.256			
LAP	SECTOR 1	SECTOR 2	SECTOR 3	LAP TIME	MPH	DIFF	TIME OF DAY
1 -	36.271	55.833	28.186	2:00.290	72.82	7.730	10:31:16.027
2 -	35.269	51.197	28.239	1:54.705	76.36	2.145	10:33:10.732
3 -	34.723	50.365	27.472	1:52.560 (1)	77.82		10:35:03.292
4 -	34.688	51.210	27.714	1:53.612 (3)	77.10	1.052	10:36:56.904
5 -	34.843	50.965	27.251	1:53.059 (2)	77.48	0.499	10:38:49.963
6 -	34.913	51.720	28.203	1:54.836	76.28	2.276	10:40:44.799

Weather / Track : Sunny / Dry

Brands Hatch GP
Circuit Length = 2.4332 miles
Start: 10:27 Flag 10:40 End: 10:42

BMCRC - MRO Championships 2021 - Rnd 4 @ Brands Hatch GP

Chilton Motors 250MZs & Blue Haze GPF

QUALIFYING - SECTOR ANALYSIS



SECTOR 1 = FL to I1, SECTOR 2 = I1 to I2, SECTOR 3 = I2 to FL, DIFF = Difference To Personal Best Lap, P = Crossed Finish Line in Pit Lane, D = Time Disallowed

P7 81		Scott GRANT		MZ ETZ 250 - Katie, Mum and Dad			
IDEAL LAP TIME : 1:52.378		BEST LAP TIME : 1:52.833		DIFFERENCE : 0.455			
LAP	SECTOR 1	SECTOR 2	SECTOR 3	LAP TIME	MPH	DIFF	TIME OF DAY
1 -	36.016	53.223	28.151	1:57.390	74.62	4.557	10:31:15.062
2 -	35.350	52.083	28.200	1:55.633	75.75	2.800	10:33:10.695
3 -	35.289	50.543	27.277	1:53.109 (2)	77.44	0.276	10:35:03.804
4 -	34.705	50.396	27.732	1:52.833 (1)	77.63		10:36:56.637
5 -	34.746	51.082	27.622	1:53.450 (3)	77.21	0.617	10:38:50.087
6 -	34.885	51.349	27.470	1:53.704	77.04	0.871	10:40:43.791

P8 75		Peter WOODALL		MZ ETZ 250 - Online Lubricants			
IDEAL LAP TIME : 1:52.708		BEST LAP TIME : 1:52.949		DIFFERENCE : 0.241			
LAP	SECTOR 1	SECTOR 2	SECTOR 3	LAP TIME	MPH	DIFF	TIME OF DAY
1 -	36.294	53.867	28.114	1:58.275	74.06	5.326	10:31:22.745
2 -	35.233	51.680	27.769	1:54.682	76.38	1.733	10:33:17.427
3 -	34.779	50.837	27.642	1:53.258 (3)	77.34	0.309	10:35:10.685
4 -	34.770	50.905	27.617	1:53.292	77.32	0.343	10:37:03.977
5 -	34.976	50.350	27.861	1:53.187 (2)	77.39	0.238	10:38:57.164
6 -	34.813	50.548	27.588	1:52.949 (1)	77.55		10:40:50.113

P9 611 GPF		Paul WELCH		Yamaha TZR250 -			
IDEAL LAP TIME : 1:52.949		BEST LAP TIME : 1:53.032		DIFFERENCE : 0.083			
LAP	SECTOR 1	SECTOR 2	SECTOR 3	LAP TIME	MPH	DIFF	TIME OF DAY
1 -	35.787	54.961	27.616	1:58.364	74.00	5.332	10:31:10.427
2 -	35.927	51.558	27.341	1:54.826	76.28	1.794	10:33:05.253
3 -	35.242	52.236	27.090	1:54.568 (3)	76.45	1.536	10:34:59.821
4 -	35.758	51.752	27.386	1:54.896	76.24	1.864	10:36:54.717
5 -	35.287	50.903	26.842	1:53.032 (1)	77.49		10:38:47.749
6 -	35.400	51.073	26.804	1:53.277 (2)	77.33	0.245	10:40:41.026

P10 85		Andrew WALES		MZ ETZ 250 - Illuminated Design LTD			
IDEAL LAP TIME : 1:52.968		BEST LAP TIME : 1:53.397		DIFFERENCE : 0.429			
LAP	SECTOR 1	SECTOR 2	SECTOR 3	LAP TIME	MPH	DIFF	TIME OF DAY
1 -	35.657	54.427	28.405	1:58.489	73.92	5.092	10:31:11.421
2 -	35.916	52.364	28.657	1:56.937	74.91	3.540	10:33:08.358
3 -	35.236	52.260	27.876	1:55.372	75.92	1.975	10:35:03.730
4 -	34.972	50.727	28.134	1:53.833 (2)	76.95	0.436	10:36:57.563
5 -	34.746	51.150	27.501	1:53.397 (1)	77.24		10:38:50.960
6 -	34.864	51.580	27.495	1:53.939 (3)	76.88	0.542	10:40:44.899

P11 86 GPF		Justin ARBON		Suzuki RGV500 - TT plumbing and heating			
IDEAL LAP TIME : 1:55.185		BEST LAP TIME : 1:55.574		DIFFERENCE : 0.389			
LAP	SECTOR 1	SECTOR 2	SECTOR 3	LAP TIME	MPH	DIFF	TIME OF DAY
1 -	39.504	56.314	28.384	2:04.202	70.52	8.628	10:31:34.010
2 -	36.528	54.530	27.323	3:07.217	46.78	1:11.643	10:34:41.227
3 -	36.527	53.775	27.061	1:57.363 (3)	74.63	1.789	10:36:38.590
4 -	36.186	54.227	27.591	1:58.004	74.23	2.430	10:38:36.594
5 -	36.088	53.166	26.695	1:55.949 (2)	75.54	0.375	10:40:32.543
6 -	36.307	52.402	26.865	1:55.574 (1)	75.79		10:42:28.117

BMCRC - MRO Championships 2021 - Rnd 4 @ Brands Hatch GP

Chilton Motors 250MZs & Blue Haze GPF

QUALIFYING - SECTOR ANALYSIS



SECTOR 1 = FL to I1, SECTOR 2 = I1 to I2, SECTOR 3 = I2 to FL, DIFF = Difference To Personal Best Lap, P = Crossed Finish Line in Pit Lane, D = Time Disallowed

P12 96		Chris KENT		MZ ETZ 250 - Powder House Coatings Ltd			
IDEAL LAP TIME : 1:55.507		BEST LAP TIME : 1:55.659		DIFFERENCE : 0.152			
LAP	SECTOR 1	SECTOR 2	SECTOR 3	LAP TIME	MPH	DIFF	TIME OF DAY
1 -	35.886	52.977	29.027	1:57.890	74.30	2.231	10:31:10.714
2 -	36.432	52.411	29.064	1:57.907	74.29	2.248	10:33:08.621
3 -	35.841	52.052	28.096	1:55.989 (2)	75.52	0.330	10:35:04.610
4 -	35.587	51.824	28.248	1:55.659 (1)	75.73		10:37:00.269
5 -	35.861	52.705	28.546	1:57.112 (3)	74.79	1.453	10:38:57.381
6 -	35.832	52.467	29.188	1:57.487	74.56	1.828	10:40:54.868

P13 69		Alexander MANN		MZ TS 250 - HS RACING			
IDEAL LAP TIME : 1:55.726		BEST LAP TIME : 1:55.810		DIFFERENCE : 0.084			
LAP	SECTOR 1	SECTOR 2	SECTOR 3	LAP TIME	MPH	DIFF	TIME OF DAY
1 -	37.180	56.288	29.247	2:02.715	71.38	6.905	10:31:21.520
2 -	36.214	53.054	28.503	1:57.771	74.38	1.961	10:33:19.291
3 -	35.935	52.897	28.449	1:57.281	74.69	1.471	10:35:16.572
4 -	35.496	52.549	28.288	1:56.333 (3)	75.29	0.523	10:37:12.905
5 -	35.766	52.223	28.332	1:56.321 (2)	75.30	0.511	10:39:09.226
6 -	35.444	52.307	28.059	1:55.810 (1)	75.63		10:41:05.036

P14 32		John ASHMEAD		MZ ETZ 250 -			
IDEAL LAP TIME : 1:58.151		BEST LAP TIME : 1:58.959		DIFFERENCE : 0.808			
LAP	SECTOR 1	SECTOR 2	SECTOR 3	LAP TIME	MPH	DIFF	TIME OF DAY
1 -	40.303	59.071	30.970	2:10.344	67.20	11.385	10:31:39.761
2 -	36.864	55.873	28.935	2:01.672 (3)	71.99	2.713	10:33:41.433
3 -	37.508	56.206	28.769	2:02.483	71.51	3.524	10:35:43.916
4 -	38.654	55.615	28.535	2:02.804	71.33	3.845	10:37:46.720
5 -	36.245	53.371	29.343	1:58.959 (1)	73.63		10:39:45.679
6 -	36.677	54.333	30.279	2:01.289 (2)	72.22	2.330	10:41:46.968

P15 67 GPF		Mark BAILEY		Yamaha TZR250 -			
IDEAL LAP TIME : 1:58.507		BEST LAP TIME : 1:58.970		DIFFERENCE : 0.463			
LAP	SECTOR 1	SECTOR 2	SECTOR 3	LAP TIME	MPH	DIFF	TIME OF DAY
1 -	39.866	58.861	29.309	2:08.036	68.41	9.066	10:31:37.540
2 -	38.611	54.919	29.179	2:02.709	71.38	3.739	10:33:40.249
3 -	37.593	56.941	28.490	2:03.024	71.20	4.054	10:35:43.273
4 -	37.805	53.572	28.677	2:00.054 (3)	72.96	1.084	10:37:43.327
5 -	37.196	54.166	28.158	1:59.520 (2)	73.29	0.550	10:39:42.847
6 -	36.777	53.790	28.403	1:58.970 (1)	73.63		10:41:41.817

P16 114		Ryan ANDERSON		MZ ETZ 250 -			
IDEAL LAP TIME : 1:58.882		BEST LAP TIME : 1:59.146		DIFFERENCE : 0.264			
LAP	SECTOR 1	SECTOR 2	SECTOR 3	LAP TIME	MPH	DIFF	TIME OF DAY
1 -	37.623	1:00.394	31.705	2:09.722	67.52	10.576	10:31:36.827
2 -	37.980	56.687	29.090	2:03.757	70.78	4.611	10:33:40.584
3 -	38.027	54.630	28.722	2:01.379	72.16	2.233	10:35:41.963
4 -	36.583	53.970	28.709	1:59.262 (2)	73.45	0.116	10:37:41.225
5 -	36.373	53.800	28.973	1:59.146 (1)	73.52		10:39:40.371
6 -	36.808	55.300	29.010	2:01.118 (3)	72.32	1.972	10:41:41.489

Weather / Track : Sunny / Dry

Brands Hatch GP
Circuit Length = 2.4332 miles
Start: 10:27 Flag 10:40 End: 10:42

BMCRC - MRO Championships 2021 - Rnd 4 @ Brands Hatch GP

Chilton Motors 250MZs & Blue Haze GPF

QUALIFYING - SECTOR ANALYSIS



SECTOR 1 = FL to I1, SECTOR 2 = I1 to I2, SECTOR 3 = I2 to FL, DIFF = Difference To Personal Best Lap, P = Crossed Finish Line in Pit Lane, D = Time Disallowed

P17 48 GPF		Richard PATIENT		Yamaha TZR250 -			
IDEAL LAP TIME : 1:59.437		BEST LAP TIME : 1:59.437		DIFFERENCE : 0.000			
LAP	SECTOR 1	SECTOR 2	SECTOR 3	LAP TIME	MPH	DIFF	TIME OF DAY
1 -	40.055	57.151	29.123	2:06.329	69.34	6.892	10:31:36.342
2 -	39.229	56.595	28.594	2:04.418	70.40	4.981	10:33:40.760
3 -	38.239	55.508	28.222	2:01.969 (3)	71.82	2.532	10:35:42.729
4 -	37.942	54.570	28.269	2:00.781 (2)	72.52	1.344	10:37:43.510
5 -	37.841	53.635	27.961	1:59.437 (1)	73.34		10:39:42.947
6 -	38.453	54.885	30.027	2:03.365	71.00	3.928	10:41:46.312

P18 22		Simon FINCH		MZ ETZ 250 - BlueCloud Projects Ltd			
IDEAL LAP TIME : 1:59.320		BEST LAP TIME : 2:00.291		DIFFERENCE : 0.971			
LAP	SECTOR 1	SECTOR 2	SECTOR 3	LAP TIME	MPH	DIFF	TIME OF DAY
1 -	38.648	55.687	28.744	2:03.079	71.17	2.788	10:31:32.414
2 -	36.813	54.511	28.967	2:00.291 (1)	72.82		10:33:32.705
3 -	37.024	53.763	29.517	2:00.304 (2)	72.81	0.013	10:35:33.009
4 -	37.008	54.313	29.417	2:00.738 (3)	72.55	0.447	10:37:33.747
5 -	36.864	58.987	30.656	2:06.507	69.24	6.216	10:39:40.254

P19 199 GPF		Michael FROST		Yamaha TZR250 -			
IDEAL LAP TIME : 2:00.642		BEST LAP TIME : 2:00.642		DIFFERENCE : 0.000			
LAP	SECTOR 1	SECTOR 2	SECTOR 3	LAP TIME	MPH	DIFF	TIME OF DAY
1 -	38.595	56.057	29.232	2:03.884	70.71	3.242	10:31:27.868
2 -	38.289	55.149	28.788	2:02.226	71.66	1.584	10:33:30.094
3 -	37.647	54.985	28.841	2:01.473 (3)	72.11	0.831	10:35:31.567
4 -	37.495	54.975	28.556	2:01.026 (2)	72.37	0.384	10:37:32.593
5 -	37.373	54.918	28.351	2:00.642 (1)	72.61		10:39:33.235

P20 108 R		Ian KEEBLE		MZ ETC 250 -			
IDEAL LAP TIME : 2:01.425		BEST LAP TIME : 2:02.523		DIFFERENCE : 1.098			
LAP	SECTOR 1	SECTOR 2	SECTOR 3	LAP TIME	MPH	DIFF	TIME OF DAY
1 -	38.435	58.180	30.295	2:06.910	69.02	4.387	10:31:25.219
2 -	38.238	57.756	30.401	2:06.395	69.30	3.872	10:33:31.614
3 -	37.856	56.048	29.278	2:03.182 (3)	71.11	0.659	10:35:34.796
4 -	37.629	56.774	29.332	2:03.735	70.79	1.212	10:37:38.531
5 -	37.496	54.979	30.048	2:02.523 (1)	71.49		10:39:41.054
6 -	37.168	56.214	29.358	2:02.740 (2)	71.36	0.217	10:41:43.794

P21 42 GPF		Martin PEARSON		Yamaha TZR250 - Viking Inspection			
IDEAL LAP TIME : 2:01.483		BEST LAP TIME : 2:02.531		DIFFERENCE : 1.048			
LAP	SECTOR 1	SECTOR 2	SECTOR 3	LAP TIME	MPH	DIFF	TIME OF DAY
1 -	39.441	57.246	30.537	2:07.224	68.85	4.693	10:31:19.373
2 -	40.668	57.337	29.819	2:07.824	68.53	5.293	10:33:27.197
3 -	39.255	55.761	30.430	2:05.446	69.82	2.915	10:35:32.643
4 -	39.208	54.215	29.108	2:02.531 (1)	71.49		10:37:35.174
5 -	38.311	55.959	29.084	2:03.354 (2)	71.01	0.823	10:39:38.528
6 -	38.184	55.777	29.719	2:03.680 (3)	70.82	1.149	10:41:42.208

P22 3		Max MAUD		MZ ETZ 250 -			
IDEAL LAP TIME : 2:01.477		BEST LAP TIME : 2:02.605		DIFFERENCE : 1.128			
LAP	SECTOR 1	SECTOR 2	SECTOR 3	LAP TIME	MPH	DIFF	TIME OF DAY
1 -	38.809	58.215	30.082	2:07.106	68.91	4.501	10:31:24.714
2 -	38.308	57.091	30.230	2:05.629	69.72	3.024	10:33:30.343
3 -	38.518	56.287	29.688	2:04.493	70.36	1.888	10:35:34.836
4 -	37.813	56.170	29.801	2:03.784 (3)	70.76	1.179	10:37:38.620
5 -	37.724	55.067	29.933	2:02.724 (2)	71.37	0.119	10:39:41.344
6 -	37.194	56.195	29.216	2:02.605 (1)	71.44		10:41:43.949

Weather / Track : Sunny / Dry

Brands Hatch GP

Circuit Length = 2.4332 miles

Start: 10:27 Flag 10:40 End: 10:42

BMCRC - MRO Championships 2021 - Rnd 4 @ Brands Hatch GP

Chilton Motors 250MZs & Blue Haze GPF

QUALIFYING - SECTOR ANALYSIS



SECTOR 1 = FL to I1, SECTOR 2 = I1 to I2, SECTOR 3 = I2 to FL, DIFF = Difference To Personal Best Lap, P = Crossed Finish Line in Pit Lane, D = Time Disallowed

P23 41		Gary WILLIAMS		MZ ETZ 250 -			
IDEAL LAP TIME : 2:02.649		BEST LAP TIME : 2:03.076		DIFFERENCE : 0.427			
LAP	SECTOR 1	SECTOR 2	SECTOR 3	LAP TIME	MPH	DIFF	TIME OF DAY
1 -	37.909	56.903	29.235	2:04.047	70.61	0.971	10:31:25.746
2 -	38.068	56.680	29.749	2:04.497	70.36	1.421	10:33:30.243
3 -	38.053	55.855	29.168	2:03.076 (1)	71.17		10:35:33.319
4 -	37.724	56.271	29.210	2:03.205 (2)	71.09	0.129	10:37:36.524
5 -	37.626	55.995	29.849	2:03.470 (3)	70.94	0.394	10:39:39.994
6 -	37.754	58.167	29.719	2:05.640	69.72	2.564	10:41:45.634

P24 57 R		Tony BROWN		MZ ETZ 250 - Paydoo Payments			
IDEAL LAP TIME :		BEST LAP TIME : 2:03.239		DIFFERENCE :			
LAP	SECTOR 1	SECTOR 2	SECTOR 3	LAP TIME	MPH	DIFF	TIME OF DAY
1 -				2:08.443	68.20	5.204	10:31:39.927
2 -				2:04.061	70.60	0.822	10:33:43.988
3 -				2:03.790 (2)	70.76	0.551	10:35:47.778
4 -				2:03.900 (3)	70.70	0.661	10:37:51.678
5 -				2:04.247	70.50	1.008	10:39:55.925
6 -				2:03.239 (1)	71.08		10:41:59.164

P25 36		Joe BALDRY		MZ ETZ 250 - Chilton Motors			
IDEAL LAP TIME : 2:03.408		BEST LAP TIME : 2:03.626		DIFFERENCE : 0.218			
LAP	SECTOR 1	SECTOR 2	SECTOR 3	LAP TIME	MPH	DIFF	TIME OF DAY
1 -	40.584	57.757	31.312	2:09.653 (3)	67.56	6.027	10:31:40.129
2 -	38.012	57.372	30.394	2:05.778 (2)	69.64	2.152	10:33:45.907
3 -	38.230	55.632	29.764	2:03.626 (1)	70.85		10:35:49.533

P26 38		Chris PETTET		MZ ETZ 250 -			
IDEAL LAP TIME : 2:04.946		BEST LAP TIME : 2:05.066		DIFFERENCE : 0.120			
LAP	SECTOR 1	SECTOR 2	SECTOR 3	LAP TIME	MPH	DIFF	TIME OF DAY
1 -	38.504	56.751	30.126	2:05.381 (2)	69.86	0.315	10:31:41.411
2 -	39.324	57.418	30.098	2:06.840 (3)	69.06	1.774	10:33:48.251
3 -	38.482	56.871	29.713	2:05.066 (1)	70.04		10:35:53.317

P27 565 R		Louis KERSHAW		MZ ETZ 250 -			
IDEAL LAP TIME : 2:04.677		BEST LAP TIME : 2:05.422		DIFFERENCE : 0.745			
LAP	SECTOR 1	SECTOR 2	SECTOR 3	LAP TIME	MPH	DIFF	TIME OF DAY
1 -	40.089	1:00.645	30.877	2:11.611	66.55	6.189	10:31:40.356
2 -	40.511	1:13.431	32.248	2:26.190	59.92	20.768	10:34:06.546
3 -	38.909	57.123	30.919	2:06.951	69.00	1.529	10:36:13.497
4 -	38.613	57.256	30.095	2:05.964 (3)	69.54	0.542	10:38:19.461
5 -	38.000	56.677	30.751	2:05.428 (2)	69.83	0.006	10:40:24.889
6 -	38.348	56.582	30.492	2:05.422 (1)	69.84		10:42:30.311

P28 46 R		Steve BRIGDEN		MZ ETZ 250 - SLB Consulting Ltd			
IDEAL LAP TIME :		BEST LAP TIME : 2:06.692		DIFFERENCE :			
LAP	SECTOR 1	SECTOR 2	SECTOR 3	LAP TIME	MPH	DIFF	TIME OF DAY
1 -				2:08.840	67.99	2.148	10:31:45.387
2 -				2:07.973	68.45	1.281	10:33:53.360
3 -				2:06.692 (1)	69.14		10:36:00.052
4 -				2:08.953	67.93	2.261	10:38:09.005
5 -				2:07.318 (3)	68.80	0.626	10:40:16.323
6 -				2:06.821 (2)	69.07	0.129	10:42:23.144

Weather / Track : Sunny / Dry

Brands Hatch GP
Circuit Length = 2.4332 miles
Start: 10:27 Flag 10:40 End: 10:42

BMCRC - MRO Championships 2021 - Rnd 4 @ Brands Hatch GP

Chilton Motors 250MZs & Blue Haze GPF

QUALIFYING - SECTOR ANALYSIS



SECTOR 1 = FL to I1, SECTOR 2 = I1 to I2, SECTOR 3 = I2 to FL, DIFF = Difference To Personal Best Lap, P = Crossed Finish Line in Pit Lane, D = Time Disallowed

P29 6		Paul ANSELL		MZ ETZ 250 -			
IDEAL LAP TIME : 2:07.112		BEST LAP TIME : 2:07.302		DIFFERENCE : 0.190			
LAP	SECTOR 1	SECTOR 2	SECTOR 3	LAP TIME	MPH	DIFF	TIME OF DAY
1 -	40.662	1:00.461	31.469	2:12.592	66.06	5.290	10:31:39.828
2 -	40.623	59.132	30.618	2:10.373	67.19	3.071	10:33:50.201
3 -	39.202	58.174	30.764	2:08.140 (2)	68.36	0.838	10:35:58.341
4 -	39.154	1:00.109	31.315	2:10.578	67.08	3.276	10:38:08.919
5 -	39.848	58.174	30.678	2:08.700 (3)	68.06	1.398	10:40:17.619
6 -	38.880	57.614	30.808	2:07.302 (1)	68.81		10:42:24.921

P30 49 R		Andy MARKS		MZ ETZ 250 - Kingpin Components			
IDEAL LAP TIME : 2:07.960		BEST LAP TIME : 2:07.960		DIFFERENCE : 0.000			
LAP	SECTOR 1	SECTOR 2	SECTOR 3	LAP TIME	MPH	DIFF	TIME OF DAY
1 -	40.561	59.270	31.578	2:11.409	66.66	3.449	10:31:49.600
2 -	40.672	1:01.145	31.258	2:13.075	65.82	5.115	10:34:02.675
3 -	39.538	58.993	30.868	2:09.399 (2)	67.69	1.439	10:36:12.074
4 -	39.420	58.911	31.357	2:09.688 (3)	67.54	1.728	10:38:21.762
5 -	40.236	59.430	30.971	2:10.637	67.05	2.677	10:40:32.399
6 -	39.162	58.185	30.613	2:07.960 (1)	68.45		10:42:40.359

P31 94		Michael GLISSON		MZ ETZ 250 -			
IDEAL LAP TIME : 2:07.423		BEST LAP TIME : 2:08.089		DIFFERENCE : 0.666			
LAP	SECTOR 1	SECTOR 2	SECTOR 3	LAP TIME	MPH	DIFF	TIME OF DAY
1 -	40.696	1:00.476	31.291	2:12.463	66.13	4.374	10:31:53.306
2 -	38.902	58.569	31.804	2:09.275 (2)	67.76	1.186	10:34:02.581
3 -	39.970	58.300	31.120	2:09.390 (3)	67.70	1.301	10:36:11.971
4 -	40.057	58.786	31.488	2:10.331	67.21	2.242	10:38:22.302
5 -	39.483	1:00.089	30.792	2:10.364	67.19	2.275	10:40:32.666
6 -	39.554	57.729	30.806	2:08.089 (1)	68.38		10:42:40.755

P32 66 R		Graeme LEWIS		MZ ETZ 250 -			
IDEAL LAP TIME : 2:07.765		BEST LAP TIME : 2:08.097		DIFFERENCE : 0.332			
LAP	SECTOR 1	SECTOR 2	SECTOR 3	LAP TIME	MPH	DIFF	TIME OF DAY
1 -	38.771	1:00.165	30.968	2:09.904 (2)	67.43	1.807	10:31:35.199
2 -	39.580	1:00.982	31.210	2:11.772	66.47	3.675	10:33:46.971
3 -	39.187	59.802	31.143	2:10.132 (3)	67.31	2.035	10:35:57.103
4 -	39.213	1:13.930	31.362	2:24.505	60.61	16.408	10:38:21.608
5 -	39.538	59.895	30.821	2:10.254	67.25	2.157	10:40:31.862
6 -	39.103	58.483	30.511	2:08.097 (1)	68.38		10:42:39.959

P33 25 GPF		Stephen WIMBLE		Yamaha TZR 250 - S.B.W Contractor			
IDEAL LAP TIME : 2:14.651		BEST LAP TIME : 2:15.527		DIFFERENCE : 0.876			
LAP	SECTOR 1	SECTOR 2	SECTOR 3	LAP TIME	MPH	DIFF	TIME OF DAY
1 -	41.456	1:02.164	32.876	2:16.496 (2)	64.17	0.969	10:31:49.434
2 -	43.163	1:00.940	32.973	2:17.076 (3)	63.90	1.549	10:34:06.510
3 -	42.133	1:02.015	33.138	2:17.286	63.80	1.759	10:36:23.796
4 -	42.445	1:02.495	32.931	2:17.871	63.53	2.344	10:38:41.667
5 -	42.219	1:01.053	32.255	2:15.527 (1)	64.63		10:40:57.194

P34 18 R		Sam PEARSON		MZ ETZ 250 -			
IDEAL LAP TIME : 2:23.218		BEST LAP TIME : 2:24.171		DIFFERENCE : 0.953			
LAP	SECTOR 1	SECTOR 2	SECTOR 3	LAP TIME	MPH	DIFF	TIME OF DAY
1 -	44.460	1:08.475	35.332	2:28.267	59.08	4.096	10:32:06.407
2 -	44.407	1:08.493	35.407	2:28.307	59.06	4.136	10:34:34.714
3 -	44.705	1:05.931	34.358	2:24.994 (2)	60.41	0.823	10:36:59.708
4 -	43.268	1:06.440	34.463	2:24.171 (1)	60.76		10:39:23.879
5 -	43.770	1:08.399	34.019	2:26.188 (3)	59.92	2.017	10:41:50.067

Weather / Track : Sunny / Dry

Brands Hatch GP
Circuit Length = 2.4332 miles
Start: 10:27 Flag 10:40 End: 10:42

BMCRC - MRO Championships 2021 - Rnd 4 @ Brands Hatch GP

Chilton Motors 250MZs & Blue Haze GPF

QUALIFYING - BEST SECTORS

SECTOR 1			SECTOR 2			SECTOR 3			IDEAL / BEST COMPARISON						
POS	NO	NAME	TIME	NO	NAME	TIME	NO	NAME	TIME	POS	NO	NAME	IDEAL	BEST	DIFF
													PERFECT LAP	1:46.959	
1	22	BALLERINI	33.194	22	BALLERINI	48.157	130	MACKMAN	25.608	1	22	BALLERINI	1:47.430	1:47.430	0.000
2	88	STANLEY	33.506	130	MACKMAN	48.349	88	STANLEY	25.726	2	88	STANLEY	1:47.591	1:47.594	0.003
3	74	WHITBY	33.856	88	STANLEY	48.359	74	WHITBY	25.726	3	74	WHITBY	1:47.989	1:48.418	0.429
4	4	SEATH	34.054	74	WHITBY	48.407	22	BALLERINI	26.079	4	130	MACKMAN	1:48.189	1:48.225	0.036
5	130	MACKMAN	34.232	4	SEATH	49.613	4	SEATH	26.313	5	4	SEATH	1:49.980	1:49.980	0.000
6	95	ROGERS	34.688	75	WOODALL	50.350	86	ARBON	26.695	6	95	ROGERS	1:52.304	1:52.560	0.256
7	81	GRANT	34.705	95	ROGERS	50.365	611	WELCH	26.804	7	81	GRANT	1:52.378	1:52.833	0.455
8	85	WALES	34.746	81	GRANT	50.396	95	ROGERS	27.251	8	75	WOODALL	1:52.708	1:52.949	0.241
9	75	WOODALL	34.770	85	WALES	50.727	81	GRANT	27.277	9	611	WELCH	1:52.949	1:53.032	0.083
10	611	WELCH	35.242	611	WELCH	50.903	85	WALES	27.495	10	85	WALES	1:52.968	1:53.397	0.429
11	69	MANN	35.444	96	KENT	51.824	75	WOODALL	27.588	11	86	ARBON	1:55.185	1:55.574	0.389
12	96	KENT	35.587	69	MANN	52.223	48	PATIENT	27.961	12	96	KENT	1:55.507	1:55.659	0.152
13	14	HALIL	35.646	86	ARBON	52.402	69	MANN	28.059	13	69	MANN	1:55.726	1:55.810	0.084
14	86	ARBON	36.088	32	ASHMEAD	53.371	96	KENT	28.096	14	32	ASHMEAD	1:58.151	1:58.959	0.808
15	32	ASHMEAD	36.245	67	BAILEY	53.572	67	BAILEY	28.158	15	67	BAILEY	1:58.507	1:58.970	0.463
16	114	ANDERSON	36.373	48	PATIENT	53.635	199	FROST	28.351	16	114	ANDERSON	1:58.882	1:59.146	0.264
17	67	BAILEY	36.777	22	FINCH	53.763	32	ASHMEAD	28.535	17	22	FINCH	1:59.320	2:00.291	0.971
18	22	FINCH	36.813	114	ANDERSON	53.800	114	ANDERSON	28.709	18	48	PATIENT	1:59.437	1:59.437	0.000
19	108	KEEBLE	37.168	42	PEARSON	54.215	22	FINCH	28.744	19	199	FROST	2:00.642	2:00.642	0.000
20	3	MAUD	37.194	199	FROST	54.918	42	PEARSON	29.084	20	108	KEEBLE	2:01.425	2:02.523	1.098
21	199	FROST	37.373	108	KEEBLE	54.979	14	HALIL	29.167	21	3	MAUD	2:01.477	2:02.605	1.128
22	41	WILLIAMS	37.626	3	MAUD	55.067	41	WILLIAMS	29.168	22	42	PEARSON	2:01.483	2:02.531	1.048
23	48	PATIENT	37.841	36	BALDRY	55.632	3	MAUD	29.216	23	41	WILLIAMS	2:02.649	2:03.076	0.427
24	565	KERSHAW	38.000	41	WILLIAMS	55.855	108	KEEBLE	29.278	24	36	BALDRY	2:03.408	2:03.626	0.218
25	36	BALDRY	38.012	565	KERSHAW	56.582	38	PETTET	29.713	25	565	KERSHAW	2:04.677	2:05.422	0.745
26	42	PEARSON	38.184	38	PETTET	56.751	36	BALDRY	29.764	26	38	PETTET	2:04.946	2:05.066	0.120
27	38	PETTET	38.482	6	ANSELL	57.614	565	KERSHAW	30.095	27	6	ANSELL	2:07.112	2:07.302	0.190
28	66	LEWIS	38.771	94	GLISSON	57.729	66	LEWIS	30.511	28	94	GLISSON	2:07.423	2:08.089	0.666
29	6	ANSELL	38.880	49	MARKS	58.185	49	MARKS	30.613	29	66	LEWIS	2:07.765	2:08.097	0.332
30	94	GLISSON	38.902	66	LEWIS	58.483	6	ANSELL	30.618	30	49	MARKS	2:07.960	2:07.960	0.000
31	49	MARKS	39.162	25	WIMBLE	1:00.940	94	GLISSON	30.792	31	25	WIMBLE	2:14.651	2:15.527	0.876
32	25	WIMBLE	41.456	18	PEARSON	1:05.931	25	WIMBLE	32.255	32	18	PEARSON	2:23.218	2:24.171	0.953
33	18	PEARSON	43.268				18	PEARSON	34.019	33	57	BROWN		2:03.239	
34										34	46	BRIGDEN		2:06.692	
35															
36															

Weather / Track : Sunny / Dry

Brands Hatch GP

Circuit Length = 2.4332 miles

Start: 10:27 Flag 10:40 End: 10:42

Results can be found at www.tsl-timing.com

Printed - 10:43 Saturday, 17 July 2021

BMCRC - MRO Championships 2021 - Rnd 4 @ Brands Hatch GP

Chilton Motors 250MZs & Blue Haze GPF

QUALIFYING - STATISTICS

Competitors Started 36
Planned Start 2021-07-17 @ 10:25:00.000
Actual Start 2021-07-17 @ 10:27:42.384
Finish Time 2021-07-17 @ 10:40:33.363
Track Length 2.4332mi.
Total Laps 189
Total Distance Covered 459.8917mi.

Session Fastest Lap History

NO	CL	NAME	LAP TIME	TIME OF DAY	LAP	VEHICLE
130	GPF	Ian MACKMAN	1:50.829	10:30:59.011	1	Aprilia RS 250
74	GPF	Paul WHITBY	1:49.593	10:30:59.259	1	Yamaha TZR 250
74	GPF	Paul WHITBY	1:49.031	10:32:48.290	2	Yamaha TZR 250
130	GPF	Ian MACKMAN	1:48.225	10:34:36.729	3	Aprilia RS 250
88	GPF	Michael STANLEY	1:48.103	10:38:24.041	5	Yamaha TZR 250
22	GPF	Rik BALLERINI	1:47.430	10:40:47.525	3	Suzuki RG570

Flag History

TYPE	TIME OF DAY
GREEN	10:27:42.384
FINISH	10:40:33.363

Flag Statistics

TYPE	COUNT	TOTAL LAPS	TOTAL TIME
Green	1	7	15:10.817
Red	0	0	0.000
Safety Car	0	0	0.000
FCY	0	0	0.000

BMCRC - MRO Championships 2021 - Rnd 4 @ Brands Hatch GP

Chilton Motors 250MZs & Blue Haze GPF

QUALIFYING - STATISTICS

CLASS : GPF

13 Starters

Fastest Lap History

NO	NAME	LAP TIME	TIME OF DAY	LAP	VEHICLE
130	Ian MACKMAN	1:50.829	10:30:59.011	1	Aprilia RS 250
74	Paul WHITBY	1:49.593	10:30:59.259	1	Yamaha TZR 250
74	Paul WHITBY	1:49.031	10:32:48.290	2	Yamaha TZR 250
130	Ian MACKMAN	1:48.225	10:34:36.729	3	Aprilia RS 250
88	Michael STANLEY	1:48.103	10:38:24.041	5	Yamaha TZR 250
22	Rik BALLERINI	1:47.430	10:40:47.525	3	Suzuki RG570

BMCRC - MRO Championships 2021 - Rnd 4 @ Brands Hatch GP

Chilton Motors 250MZs & Blue Haze GPF

QUALIFYING - STATISTICS

CLASS :

16 Starters

Fastest Lap History

NO	NAME	LAP TIME	TIME OF DAY	LAP	VEHICLE
96	Chris KENT	1:57.890	10:31:10.727	1	MZ ETZ 250
81	Scott GRANT	1:57.390	10:31:15.097	1	MZ ETZ 250
85	Andrew WALES	1:56.937	10:33:08.391	2	MZ ETZ 250
81	Scott GRANT	1:55.633	10:33:10.730	2	MZ ETZ 250
95	Christopher ROGERS	1:54.705	10:33:10.732	2	MZ ETZ 250
75	Peter WOODALL	1:54.682	10:33:17.439	2	MZ ETZ 250
95	Christopher ROGERS	1:52.560	10:35:03.323	3	MZ ETZ 250

Weather / Track : Sunny / Dry

Results can be found at www.tsl-timing.com

Page 3 of 4

Brands Hatch GP
Circuit Length = 2.4332 miles
Start: 10:27 Flag 10:40 End: 10:42

Printed - 10:43 Saturday, 17 July 2021

BMCRC - MRO Championships 2021 - Rnd 4 @ Brands Hatch GP

Chilton Motors 250MZs & Blue Haze GPF

QUALIFYING - STATISTICS

CLASS : R

7 Starters

Fastest Lap History

NO	NAME	LAP TIME	TIME OF DAY	LAP	VEHICLE
108	Ian KEEBLE	2:06.910	10:31:25.253	1	MZ ETC 250
108	Ian KEEBLE	2:06.395	10:33:31.649	2	MZ ETC 250
57	Tony BROWN	2:04.061	10:33:43.988	2	MZ ETZ 250
108	Ian KEEBLE	2:03.182	10:35:34.830	3	MZ ETC 250
108	Ian KEEBLE	2:02.523	10:39:41.089	5	MZ ETC 250

Weather / Track : Sunny / Dry

Results can be found at www.tsl-timing.com

Page 4 of 4

Brands Hatch GP
Circuit Length = 2.4332 miles
Start: 10:27 Flag 10:40 End: 10:42

Printed - 10:43 Saturday, 17 July 2021



BMCRC - MRO Championships 2021 - Rnd 4 @ Brands Hatch GP

Chilton Motors 250MZs & Blue Haze GPF

RACE 6 - GRID (6 Laps)

ROW 14	42		41	56 Russell TURNER	40	18 Sam PEARSON	2:24.171
ROW 13		39	66 Graeme LEWIS	38	94 Michael GLISSON	37	49 Andy MARKS
ROW 12	36	6 Paul ANSELL	35	46 Steve BRIGDEN	34	565 Louis KERSHAW	
ROW 11		33	38 Chris PETTET	32	36 Joe BALDRY	31	57 Tony BROWN
ROW 10	30	41 Gary WILLIAMS	29	3 Max MAUD	28	108 Ian KEEBLE	
ROW 9		27	22 Simon FINCH	26	114 Ryan ANDERSON	25	32 John ASHMEAD
ROW 8	24	69 Alexander MANN	23	96 Chris KENT	22	85 Andrew WALES	
ROW 7		21	75 Peter WOODALL	20	81 Scott GRANT	19	95 Christopher ROGERS
ROW 6	18		17		16		
ROW 5		15		14		13	14 Denis HALIL
ROW 4	12	25 Stephen WIMBLE	11	42 Martin PEARSON	10	199 Michael FROST	
ROW 3		9	48 Richard PATIENT	8	67 Mark BAILEY	7	86 Justin ARBON
ROW 2	6	611 Paul WELCH	5	4 James SEATH	4	74 Paul WHITBY	
ROW 1		3	130 Ian MACKMAN	2	88 Michael STANLEY	1	22 Rik BALLERINI
Pole							

Brands Hatch GP

Circuit Length = 2.4332 miles

These results are provisional until the conclusion of any judicial and technical matters.

Clerk Of Course :	Stewards :	Timekeeper : Craig Smith
-------------------	------------	--------------------------

Results can be found at www.tsl-timing.com

Printed - 10:45 Saturday, 17 July 2021





BMCRC - MRO Championships 2021 - Rnd 4 @ Brands Hatch GP

Chilton Motors 250MZs & Blue Haze GPF

RACE 6 - CLASSIFICATION

POS	NO	CL	PIC NAME	ENTRY	LAPS	TIME	GAP	DIFF	MPH	BEST	ON
1	122	GPF	1 Rik BALLERINI	Suzuki RG570 - SCLS LTD, GECKO RACING, CAN	3	5:19.228			82.32	1:44.684	3
2	88	GPF	2 Michael STANLEY	Yamaha TZR 250 -	3	5:26.690	7.462	7.462	80.44	1:46.183	3
3	611	GPF	3 Paul WELCH	Yamaha TZR250 -	3	5:33.320	14.092	6.630	78.84	1:48.763	2
4	42	GPF	4 Martin PEARSON	Yamaha TZR250 - Viking Inspection	3	5:56.127	36.899	22.807	73.79	1:56.023	2
5	199	GPF	5 Michael FROST	Yamaha TZR250 -	3	5:56.212	36.984	0.085	73.77	1:55.587	2
6	48	GPF	6 Richard PATIENT	Yamaha TZR250 -	3	5:56.911	37.683	0.699	73.63	1:55.835	3
7	75		1 Peter WOODALL	MZ ETZ 250 - Online Lubricants	3	6:22.719	1:03.491	25.808	68.66	1:52.400	2
8	95		2 Christopher ROGERS	MZ ETZ 250 - CB Racing	3	6:22.801	1:03.573	0.082	68.65	1:52.660	2
9	81		3 Scott GRANT	MZ ETZ 250 - Katie, Mum and Dad	3	6:24.237	1:05.009	1.436	68.39	1:53.451	2
10	85		4 Andrew WALES	MZ ETZ 250 - Illuminated Design LTD	3	6:24.272	1:05.044	0.035	68.38	1:53.303	2
11	69		5 Alexander MANN	MZ TS 250 - HS RACING	3	6:25.540	1:06.312	1.268	68.16	1:53.599	3
12	25	GPF	7 Stephen WIMBLE	Yamaha TZR 250 - S.B.W Contractor	3	6:27.707	1:08.479	2.167	67.78	2:07.397	2
13	32		6 John ASHMEAD	MZ ETZ 250 -	3	6:31.646	1:12.418	3.939	67.10	1:55.451	2
14	96*		7 Chris KENT	MZ ETZ 250 - Powder House Coatings Ltd	3	6:35.488	1:16.260	3.842	66.44	1:52.681	2
15	114		8 Ryan ANDERSON	MZ ETZ 250 -	3	6:36.462	1:17.234	0.974	66.28	1:57.593	3
16	22		9 Simon FINCH	MZ ETZ 250 - BlueCloud Projects Ltd	3	6:37.365	1:18.137	0.903	66.13	1:56.706	3
17	36		10 Joe BALDRY	MZ ETZ 250 - Chilton Motors	3	6:38.201	1:18.973	0.836	65.99	1:58.507	3
18	41		11 Gary WILLIAMS	MZ ETZ 250 -	3	6:50.968	1:31.740	12.767	63.94	2:00.858	3
19	38		12 Chris PETTET	MZ ETZ 250 -	3	6:55.084	1:35.856	4.116	63.31	2:03.314	3
20	3		13 Max MAUD	MZ ETZ 250 -	3	6:55.132	1:35.904	0.048	63.30	2:03.370	2
21	6		14 Paul ANSELL	MZ ETZ 250 -	3	7:01.253	1:42.025	6.121	62.38	2:04.830	3
22	46	R	1 Steve BRIGDEN	MZ ETZ 250 - SLB Consulting Ltd	3	7:01.713	1:42.485	0.460	62.31	2:04.782	2
23	66	R	2 Graeme LEWIS	MZ ETZ 250 -	3	7:05.166	1:45.938	3.453	61.81	2:06.803	3
24	49	R	3 Andy MARKS	MZ ETZ 250 - Kingpin Components	3	7:05.647	1:46.419	0.481	61.74	2:06.937	2
25	18	R	4 Sam PEARSON	MZ ETZ 250 -	2	5:27.602	1 Lap	1 Lap	53.47	2:20.459	2

NOT CLASSIFIED

DNF	67	GPF	Mark BAILEY	Yamaha TZR250 -	0						
-----	----	-----	-------------	-----------------	---	--	--	--	--	--	--

FASTEST LAP

122	GPF	Rik BALLERINI	Suzuki RG570 - SCLS LTD, GECKO RACING, CAN	3	1:44.684	83.67 mph	134.66 kph
75		Peter WOODALL	MZ ETZ 250 - Online Lubricants	2	1:52.400	77.93 mph	125.42 kph
46	R	Steve BRIGDEN	MZ ETZ 250 - SLB Consulting Ltd	2	2:04.782	70.20 mph	112.97 kph

* Bike 96 - 10 second penalty - jump start

* Bike 46 - Please fit a working transponder

Class GPF - 92.5% of Race Speed = 76.14 mph

Class - 92.5% of Race Speed = 63.51 mph

Class R - 92.5% of Race Speed = 57.63 mph

Brands Hatch GP: 2.4332 miles

Race Distance: 3 Laps / 7.29 miles

Start: 14:21 Flag 14:27 End: 14:29

Weather / Track : Sunny / Dry

These results are provisional until the conclusion of any judicial and technical matters.

Clerk Of Course :	Stewards :	Timekeeper : Craig Smith
-------------------	------------	--------------------------

Results can be found at www.tsl-timing.com

Printed - 14:30 Saturday, 17 July 2021



BMCRC - MRO Championships 2021 - Rnd 4 @ Brands Hatch GP

Chilton Motors 250MZs & Blue Haze GPF

RACE 6 - LAP CHART

LAP 1 @ 14:23:48.303			LAP 2 @ 14:25:33.582			LAP 3 @ 14:27:18.266		
NO	BEHIND	LAP TIME	NO	BEHIND	LAP TIME	NO	BEHIND	LAP TIME
122		1:49.265	122		1:45.279	122		1:44.684
88	4.491	1:53.756	88	5.963	1:46.751	88	7.462	1:46.183
611	4.972	1:54.237	611	8.456	1:48.763	18	1 Lap	2:20.459
42	14.665	2:03.930	42	25.409	1:56.023	611	14.092	1:50.320
199	15.471	2:04.736	199	25.779	1:55.587	42	36.899	1:56.174
48	15.506	2:04.771	48	26.532	1:56.305	199	36.984	1:55.889
25	23.068	2:12.333	25	45.186	2:07.397	48	37.683	1:55.835
95	47.935	2:37.200	75	55.227	1:52.400	75	1:03.491	1:52.948
81	47.958	2:37.223	95	55.316	1:52.660	95	1:03.573	1:52.941
75	48.106	2:37.371	81	56.130	1:53.451	81	1:05.009	1:53.563
85	48.191	2:37.456	85	56.215	1:53.303	85	1:05.044	1:53.513
69	48.756	2:38.021	96	56.571	1:52.681	96	1:06.260	1:54.373
96	49.169	2:38.434	69	57.397	1:53.920	69	1:06.312	1:53.599
114	50.813	2:40.078	32	1:01.044	1:55.451	25	1:08.479	2:07.977
32	50.872	2:40.137	114	1:04.325	1:58.791	32	1:12.418	1:56.058
36	51.811	2:41.076	36	1:05.150	1:58.618	114	1:17.234	1:57.593
22	53.967	2:43.232	22	1:06.115	1:57.427	22	1:18.137	1:56.706
38	58.611	2:47.876	41	1:15.566	2:02.074	36	1:18.973	1:58.507
3	58.646	2:47.911	3	1:16.737	2:03.370	41	1:31.740	2:00.858
41	58.771	2:48.036	38	1:17.226	2:03.894	38	1:35.856	2:03.314
66	1:01.567	2:50.832	6	1:21.879	2:05.261	3	1:35.904	2:03.851
6	1:01.897	2:51.162	46	1:22.068	2:04.782	6	1:42.025	2:04.830
49	1:02.069	2:51.334	49	1:23.727	2:06.937	46	1:42.485	2:05.101
46	1:02.565	2:51.830	66	1:23.819	2:07.531	66	1:45.938	2:06.803
18	1:17.878	3:07.143				49	1:46.419	2:07.376

Weather / Track : Sunny / Dry

Results can be found at www.tsl-timing.com

Brands Hatch GP
Circuit Length = 2.4332 miles
Start: 14:21 Flag 14:27 End: 14:29

Printed - 14:30 Saturday, 17 July 2021

BMCRC - MRO Championships 2021 - Rnd 4 @ Brands Hatch GP

Chilton Motors 250MZs & Blue Haze GPF

RACE 6 - SECTOR ANALYSIS



SECTOR 1 = FL to I1, SECTOR 2 = I1 to I2, SECTOR 3 = I2 to FL, DIFF = Difference To Personal Best Lap, P = Crossed Finish Line in Pit Lane, D = Time Disallowed

P1 122 GPF Rik BALLERINI Suzuki RG570 - SCLS LTD, GECKO RACING, CAMBRIDGE MK IDEAL LAP TIME : 1:44.502 BEST LAP TIME : 1:44.684 DIFFERENCE : 0.182							
LAP	SECTOR 1	SECTOR 2	SECTOR 3	LAP TIME	MPH	DIFF	TIME OF DAY
1 -			25.050	1:49.265 (3)	80.17	4.581	14:23:48.303
2 -	32.602	47.491	25.186	1:45.279 (2)	83.20	0.595	14:25:33.582
3 -	32.489	46.963	25.232	1:44.684 (1)	83.67		14:27:18.266

P2 88 GPF Michael STANLEY Yamaha TZR 250 - IDEAL LAP TIME : 1:46.080 BEST LAP TIME : 1:46.183 DIFFERENCE : 0.103							
LAP	SECTOR 1	SECTOR 2	SECTOR 3	LAP TIME	MPH	DIFF	TIME OF DAY
1 -			25.764	1:53.756 (3)	77.00	7.573	14:23:52.794
2 -	33.163	48.105	25.483	1:46.751 (2)	82.05	0.568	14:25:39.545
3 -	32.734	47.863	25.586	1:46.183 (1)	82.49		14:27:25.728

P3 611 GPF Paul WELCH Yamaha TZR250 - IDEAL LAP TIME : 1:48.445 BEST LAP TIME : 1:48.763 DIFFERENCE : 0.318							
LAP	SECTOR 1	SECTOR 2	SECTOR 3	LAP TIME	MPH	DIFF	TIME OF DAY
1 -			25.749	1:54.237 (3)	76.68	5.474	14:23:53.275
2 -	33.670	49.026	26.067	1:48.763 (1)	80.54		14:25:42.038
3 -	33.921	49.737	26.662	1:50.320 (2)	79.40	1.557	14:27:32.358

P4 42 GPF Martin PEARSON Yamaha TZR250 - Viking Inspection IDEAL LAP TIME : 1:55.850 BEST LAP TIME : 1:56.023 DIFFERENCE : 0.173							
LAP	SECTOR 1	SECTOR 2	SECTOR 3	LAP TIME	MPH	DIFF	TIME OF DAY
1 -			27.927	2:03.930 (3)	70.68	7.907	14:24:02.968
2 -	36.456	51.984	27.583	1:56.023 (1)	75.50		14:25:58.991
3 -	36.751	51.811	27.612	1:56.174 (2)	75.40	0.151	14:27:55.165

P5 199 GPF Michael FROST Yamaha TZR250 - IDEAL LAP TIME : 1:55.088 BEST LAP TIME : 1:55.587 DIFFERENCE : 0.499							
LAP	SECTOR 1	SECTOR 2	SECTOR 3	LAP TIME	MPH	DIFF	TIME OF DAY
1 -			27.715	2:04.736 (3)	70.22	9.149	14:24:03.774
2 -	36.011	51.942	27.634	1:55.587 (1)	75.78		14:25:59.361
3 -	36.512	52.242	27.135	1:55.889 (2)	75.58	0.302	14:27:55.250

P6 48 GPF Richard PATIENT Yamaha TZR250 - IDEAL LAP TIME : 1:55.278 BEST LAP TIME : 1:55.835 DIFFERENCE : 0.557							
LAP	SECTOR 1	SECTOR 2	SECTOR 3	LAP TIME	MPH	DIFF	TIME OF DAY
1 -			28.092	2:04.771 (3)	70.20	8.936	14:24:03.809
2 -	37.168	52.024	27.113	1:56.305 (2)	75.31	0.470	14:26:00.114
3 -	36.161	52.581	27.093	1:55.835 (1)	75.62		14:27:55.949

P7 75 Peter WOODALL MZ ETZ 250 - Online Lubricants IDEAL LAP TIME : 1:52.400 BEST LAP TIME : 1:52.400 DIFFERENCE : 0.000							
LAP	SECTOR 1	SECTOR 2	SECTOR 3	LAP TIME	MPH	DIFF	TIME OF DAY
1 -		51.705	27.310	2:37.371 (3)	55.66	44.971	14:24:36.409
2 -	34.928	50.222	27.250	1:52.400 (1)	77.93		14:26:28.809
3 -	35.025	50.503	27.420	1:52.948 (2)	77.55	0.548	14:28:21.757

P8 95 Christopher ROGERS MZ ETZ 250 - CB Racing IDEAL LAP TIME : 1:52.660 BEST LAP TIME : 1:52.660 DIFFERENCE : 0.000							
LAP	SECTOR 1	SECTOR 2	SECTOR 3	LAP TIME	MPH	DIFF	TIME OF DAY
1 -		50.943	27.289	2:37.200 (3)	55.72	44.540	14:24:36.238
2 -	34.978	50.500	27.182	1:52.660 (1)	77.75		14:26:28.898
3 -	35.000	50.589	27.352	1:52.941 (2)	77.56	0.281	14:28:21.839

Weather / Track : Sunny / Dry

Brands Hatch GP
 Circuit Length = 2.4332 miles
 Start: 14:21 Flag 14:27 End: 14:29

BMCRC - MRO Championships 2021 - Rnd 4 @ Brands Hatch GP

Chilton Motors 250MZs & Blue Haze GPF

RACE 6 - SECTOR ANALYSIS



SECTOR 1 = FL to I1, SECTOR 2 = I1 to I2, SECTOR 3 = I2 to FL, DIFF = Difference To Personal Best Lap, P = Crossed Finish Line in Pit Lane, D = Time Disallowed

P9 81		Scott GRANT		MZ ETZ 250 - Katie, Mum and Dad			
IDEAL LAP TIME : 1:52.666		BEST LAP TIME : 1:53.451		DIFFERENCE : 0.785			
LAP	SECTOR 1	SECTOR 2	SECTOR 3	LAP TIME	MPH	DIFF	TIME OF DAY
1 -		51.246	27.552	2:37.223 (3)	55.71	43.772	14:24:36.261
2 -	35.244	50.701	27.506	1:53.451 (1)	77.21		14:26:29.712
3 -	34.754	51.598	27.211	1:53.563 (2)	77.13	0.112	14:28:23.275

P10 85		Andrew WALES		MZ ETZ 250 - Illuminated Design LTD			
IDEAL LAP TIME : 1:52.570		BEST LAP TIME : 1:53.303		DIFFERENCE : 0.733			
LAP	SECTOR 1	SECTOR 2	SECTOR 3	LAP TIME	MPH	DIFF	TIME OF DAY
1 -		51.480	27.223	2:37.456 (3)	55.63	44.153	14:24:36.494
2 -	35.319	50.657	27.327	1:53.303 (1)	77.31		14:26:29.797
3 -	34.690	51.408	27.415	1:53.513 (2)	77.17	0.210	14:28:23.310

P11 69		Alexander MANN		MZ TS 250 - HS RACING			
IDEAL LAP TIME : 1:53.259		BEST LAP TIME : 1:53.599		DIFFERENCE : 0.340			
LAP	SECTOR 1	SECTOR 2	SECTOR 3	LAP TIME	MPH	DIFF	TIME OF DAY
1 -		51.211	27.601	2:38.021 (3)	55.43	44.422	14:24:37.059
2 -	35.078	51.187	27.655	1:53.920 (2)	76.89	0.321	14:26:30.979
3 -	34.638	51.020	27.941	1:53.599 (1)	77.11		14:28:24.578

P12 25 GPF		Stephen WIMBLE		Yamaha TZR 250 - S.B.W Contractor			
IDEAL LAP TIME : 2:06.841		BEST LAP TIME : 2:07.397		DIFFERENCE : 0.556			
LAP	SECTOR 1	SECTOR 2	SECTOR 3	LAP TIME	MPH	DIFF	TIME OF DAY
1 -			30.114	2:12.333 (3)	66.19	4.936	14:24:11.371
2 -	39.082	58.167	30.148	2:07.397 (1)	68.76		14:26:18.768
3 -	39.676	57.645	30.656	2:07.977 (2)	68.44	0.580	14:28:26.745

P13 32		John ASHMEAD		MZ ETZ 250 -			
IDEAL LAP TIME : 1:54.887		BEST LAP TIME : 1:55.451		DIFFERENCE : 0.564			
LAP	SECTOR 1	SECTOR 2	SECTOR 3	LAP TIME	MPH	DIFF	TIME OF DAY
1 -		51.530	28.113	2:40.137 (3)	54.70	44.686	14:24:39.175
2 -	35.826	51.676	27.949	1:55.451 (1)	75.87		14:26:34.626
3 -	35.408	52.350	28.300	1:56.058 (2)	75.47	0.607	14:28:30.684

P14 96		Chris KENT		MZ ETZ 250 - Powder House Coatings Ltd			
IDEAL LAP TIME : 1:52.448		BEST LAP TIME : 1:52.681		DIFFERENCE : 0.233			
LAP	SECTOR 1	SECTOR 2	SECTOR 3	LAP TIME	MPH	DIFF	TIME OF DAY
1 -		51.195	27.790	2:38.434 (3)	55.29	45.753	14:24:37.472
2 -	34.996	50.494	27.191	1:52.681 (1)	77.74		14:26:30.153
3 -	34.763	51.349	28.261	1:54.373 (2)	76.59	1.692	14:28:24.526

P15 114		Ryan ANDERSON		MZ ETZ 250 -			
IDEAL LAP TIME : 1:56.400		BEST LAP TIME : 1:57.593		DIFFERENCE : 1.193			
LAP	SECTOR 1	SECTOR 2	SECTOR 3	LAP TIME	MPH	DIFF	TIME OF DAY
1 -		51.910	28.265	2:40.078 (3)	54.72	42.485	14:24:39.116
2 -	36.477	53.876	28.438	1:58.791 (2)	73.74	1.198	14:26:37.907
3 -	36.248	53.103	28.242	1:57.593 (1)	74.49		14:28:35.500

P16 22		Simon FINCH		MZ ETZ 250 - BlueCloud Projects Ltd			
IDEAL LAP TIME : 1:55.958		BEST LAP TIME : 1:56.706		DIFFERENCE : 0.748			
LAP	SECTOR 1	SECTOR 2	SECTOR 3	LAP TIME	MPH	DIFF	TIME OF DAY
1 -		52.932	28.298	2:43.232 (3)	53.66	46.526	14:24:42.270
2 -	36.328	53.227	27.872	1:57.427 (2)	74.59	0.721	14:26:39.697
3 -	35.759	52.327	28.620	1:56.706 (1)	75.05		14:28:36.403

Weather / Track : Sunny / Dry

Brands Hatch GP
Circuit Length = 2.4332 miles
Start: 14:21 Flag 14:27 End: 14:29

BMCRC - MRO Championships 2021 - Rnd 4 @ Brands Hatch GP

Chilton Motors 250MZs & Blue Haze GPF

RACE 6 - SECTOR ANALYSIS



SECTOR 1 = FL to I1, SECTOR 2 = I1 to I2, SECTOR 3 = I2 to FL, DIFF = Difference To Personal Best Lap, P = Crossed Finish Line in Pit Lane, D = Time Disallowed

P17 36		Joe BALDRY		MZ ETZ 250 - Chilton Motors			
IDEAL LAP TIME : 1:55.916		BEST LAP TIME : 1:58.507		DIFFERENCE : 2.591			
LAP	SECTOR 1	SECTOR 2	SECTOR 3	LAP TIME	MPH	DIFF	TIME OF DAY
1 -		51.945	28.194	2:41.076 (3)	54.38	42.569	14:24:40.114
2 -	35.777	53.988	28.853	1:58.618 (2)	73.84	0.111	14:26:38.732
3 -	36.155	52.756	29.596	1:58.507 (1)	73.91		14:28:37.239

P18 41		Gary WILLIAMS		MZ ETZ 250 -			
IDEAL LAP TIME : 2:00.858		BEST LAP TIME : 2:00.858		DIFFERENCE : 0.000			
LAP	SECTOR 1	SECTOR 2	SECTOR 3	LAP TIME	MPH	DIFF	TIME OF DAY
1 -		55.079	29.528	2:48.036 (3)	52.13	47.178	14:24:47.074
2 -	37.658	54.989	29.427	2:02.074 (2)	71.75	1.216	14:26:49.148
3 -	37.248	54.522	29.088	2:00.858 (1)	72.48		14:28:50.006

P19 38		Chris PETTET		MZ ETZ 250 -			
IDEAL LAP TIME : 2:02.636		BEST LAP TIME : 2:03.314		DIFFERENCE : 0.678			
LAP	SECTOR 1	SECTOR 2	SECTOR 3	LAP TIME	MPH	DIFF	TIME OF DAY
1 -		54.971	29.634	2:47.876 (3)	52.18	44.562	14:24:46.914
2 -	38.810	55.517	29.567	2:03.894 (2)	70.70	0.580	14:26:50.808
3 -	38.098	55.591	29.625	2:03.314 (1)	71.03		14:28:54.122

P20 3		Max MAUD		MZ ETZ 250 -			
IDEAL LAP TIME : 2:02.854		BEST LAP TIME : 2:03.370		DIFFERENCE : 0.516			
LAP	SECTOR 1	SECTOR 2	SECTOR 3	LAP TIME	MPH	DIFF	TIME OF DAY
1 -		55.463	29.993	2:47.911 (3)	52.16	44.541	14:24:46.949
2 -	38.323	55.315	29.732	2:03.370 (1)	71.00		14:26:50.319
3 -	37.807	56.027	30.017	2:03.851 (2)	70.72	0.481	14:28:54.170

P21 6		Paul ANSELL		MZ ETZ 250 -			
IDEAL LAP TIME : 2:04.190		BEST LAP TIME : 2:04.830		DIFFERENCE : 0.640			
LAP	SECTOR 1	SECTOR 2	SECTOR 3	LAP TIME	MPH	DIFF	TIME OF DAY
1 -		56.756	29.456	2:51.162 (3)	51.17	46.332	14:24:50.200
2 -	38.695	56.619	29.947	2:05.261 (2)	69.93	0.431	14:26:55.461
3 -	38.570	56.164	30.096	2:04.830 (1)	70.17		14:29:00.291

P22 46 R		Steve BRIGDEN		MZ ETZ 250 - SLB Consulting Ltd			
IDEAL LAP TIME :		BEST LAP TIME : 2:04.782		DIFFERENCE :			
LAP	SECTOR 1	SECTOR 2	SECTOR 3	LAP TIME	MPH	DIFF	TIME OF DAY
1 -				2:51.830 (3)	50.97	47.048	14:24:50.868
2 -				2:04.782 (1)	70.20		14:26:55.650
3 -				2:05.101 (2)	70.02	0.319	14:29:00.751

P23 66 R		Graeme LEWIS		MZ ETZ 250 -			
IDEAL LAP TIME : 2:05.266		BEST LAP TIME : 2:06.803		DIFFERENCE : 1.537			
LAP	SECTOR 1	SECTOR 2	SECTOR 3	LAP TIME	MPH	DIFF	TIME OF DAY
1 -		56.565	30.131	2:50.832 (3)	51.27	44.029	14:24:49.870
2 -	39.037	58.194	30.300	2:07.531 (2)	68.68	0.728	14:26:57.401
3 -	38.570	57.317	30.916	2:06.803 (1)	69.08		14:29:04.204

P24 49 R		Andy MARKS		MZ ETZ 250 - Kingpin Components			
IDEAL LAP TIME : 2:05.706		BEST LAP TIME : 2:06.937		DIFFERENCE : 1.231			
LAP	SECTOR 1	SECTOR 2	SECTOR 3	LAP TIME	MPH	DIFF	TIME OF DAY
1 -		56.688	30.238	2:51.334 (3)	51.12	44.397	14:24:50.372
2 -	39.540	57.173	30.224	2:06.937 (1)	69.00		14:26:57.309
3 -	38.794	57.207	31.375	2:07.376 (2)	68.77	0.439	14:29:04.685

Weather / Track : Sunny / Dry

Brands Hatch GP
Circuit Length = 2.4332 miles
Start: 14:21 Flag 14:27 End: 14:29

BMCRC - MRO Championships 2021 - Rnd 4 @ Brands Hatch GP

Chilton Motors 250MZs & Blue Haze GPF

RACE 6 - SECTOR ANALYSIS



SECTOR 1 = FL to I1, SECTOR 2 = I1 to I2, SECTOR 3 = I2 to FL, DIFF = Difference To Personal Best Lap, P = Crossed Finish Line in Pit Lane, D = Time Disallowed

P25 18 R		Sam PEARSON		MZ ETZ 250 -			
IDEAL LAP TIME : 2:20.023		BEST LAP TIME : 2:20.459		DIFFERENCE : 0.436			
LAP	SECTOR 1	SECTOR 2	SECTOR 3	LAP TIME	MPH	DIFF	TIME OF DAY
1 -		1:03.254	33.604	3:07.143 (2)	46.80	46.684	14:25:06.181
2 -	43.165	1:03.585	33.709	2:20.459 (1)	62.36		14:27:26.640

BMCRC - MRO Championships 2021 - Rnd 4 @ Brands Hatch GP

Chilton Motors 250MZs & Blue Haze GPF

RACE 6 - BEST SECTORS

SECTOR 1			SECTOR 2			SECTOR 3			IDEAL / BEST COMPARISON						
POS	NO	NAME	TIME	NO	NAME	TIME	NO	NAME	TIME	POS	NO	NAME	IDEAL	BEST	DIFF
													PERFECT LAP	1:44.502	
1	122	BALLERINI	32.489	122	BALLERINI	46.963	122	BALLERINI	25.050	1	122	BALLERINI	1:44.502	1:44.684	0.182
2	88	STANLEY	32.734	88	STANLEY	47.863	88	STANLEY	25.483	2	88	STANLEY	1:46.080	1:46.183	0.103
3	611	WELCH	33.670	611	WELCH	49.026	611	WELCH	25.749	3	611	WELCH	1:48.445	1:48.763	0.318
4	69	MANN	34.638	75	WOODALL	50.222	48	PATIENT	27.093	4	75	WOODALL	1:52.400	1:52.400	0.000
5	85	WALES	34.690	96	KENT	50.494	199	FROST	27.135	5	96	KENT	1:52.448	1:52.681	0.233
6	81	GRANT	34.754	95	ROGERS	50.500	95	ROGERS	27.182	6	85	WALES	1:52.570	1:53.303	0.733
7	96	KENT	34.763	85	WALES	50.657	96	KENT	27.191	7	95	ROGERS	1:52.660	1:52.660	0.000
8	75	WOODALL	34.928	81	GRANT	50.701	81	GRANT	27.211	8	81	GRANT	1:52.666	1:53.451	0.785
9	95	ROGERS	34.978	69	MANN	51.020	85	WALES	27.223	9	69	MANN	1:53.259	1:53.599	0.340
10	32	ASHMEAD	35.408	32	ASHMEAD	51.530	75	WOODALL	27.250	10	32	ASHMEAD	1:54.887	1:55.451	0.564
11	22	FINCH	35.759	42	PEARSON	51.811	42	PEARSON	27.583	11	199	FROST	1:55.088	1:55.587	0.499
12	36	BALDRY	35.777	114	ANDERSON	51.910	69	MANN	27.601	12	48	PATIENT	1:55.278	1:55.835	0.557
13	199	FROST	36.011	199	FROST	51.942	22	FINCH	27.872	13	42	PEARSON	1:55.850	1:56.023	0.173
14	48	PATIENT	36.161	36	BALDRY	51.945	32	ASHMEAD	27.949	14	36	BALDRY	1:55.916	1:58.507	2.591
15	114	ANDERSON	36.248	48	PATIENT	52.024	36	BALDRY	28.194	15	22	FINCH	1:55.958	1:56.706	0.748
16	42	PEARSON	36.456	22	FINCH	52.327	114	ANDERSON	28.242	16	114	ANDERSON	1:56.400	1:57.593	1.193
17	41	WILLIAMS	37.248	41	WILLIAMS	54.522	41	WILLIAMS	29.088	17	41	WILLIAMS	2:00.858	2:00.858	0.000
18	3	MAUD	37.807	38	PETTET	54.971	6	ANSELL	29.456	18	38	PETTET	2:02.636	2:03.314	0.678
19	38	PETTET	38.098	3	MAUD	55.315	38	PETTET	29.567	19	3	MAUD	2:02.854	2:03.370	0.516
20	6	ANSELL	38.570	6	ANSELL	56.164	3	MAUD	29.732	20	6	ANSELL	2:04.190	2:04.830	0.640
21	66	LEWIS	38.570	66	LEWIS	56.565	25	WIMBLE	30.114	21	66	LEWIS	2:05.266	2:06.803	1.537
22	49	MARKS	38.794	49	MARKS	56.688	66	LEWIS	30.131	22	49	MARKS	2:05.706	2:06.937	1.231
23	25	WIMBLE	39.082	25	WIMBLE	57.645	49	MARKS	30.224	23	25	WIMBLE	2:06.841	2:07.397	0.556
24	18	PEARSON	43.165	18	PEARSON	1:03.254	18	PEARSON	33.604	24	18	PEARSON	2:20.023	2:20.459	0.436
25										25	46	BRIGDEN		2:04.782	
26															

Weather / Track : Sunny / Dry

Results can be found at www.tsl-timing.com

Brands Hatch GP

Circuit Length = 2.4332 miles

Start: 14:21 Flag 14:27 End: 14:29

Printed - 14:30 Saturday, 17 July 2021

BMCRC - MRO Championships 2021 - Rnd 4 @ Brands Hatch GP

Chilton Motors 250MZs & Blue Haze GPF

RACE 6 - STATISTICS

Competitors Started 25
Planned Start 2021-07-17 @ 13:41:00.000
Actual Start 2021-07-17 @ 14:21:59.037
Finish Time 2021-07-17 @ 14:27:18.265
Track Length 2.4332mi.
Total Laps 74
Total Distance Covered 180.0634mi.

Session Fastest Lap History

NO	CL	NAME	LAP TIME	TIME OF DAY	LAP	VEHICLE
122	GPF	Rik BALLERINI	1:49.265	14:23:48.303	1	Suzuki RG570
122	GPF	Rik BALLERINI	1:45.279	14:25:33.596	2	Suzuki RG570
122	GPF	Rik BALLERINI	1:44.684	14:27:18.281	3	Suzuki RG570

Session Leader History

NO	CL	NAME	FROM LAP	LAPS LED	DISTANCE	VEHICLE
122	GPF	Rik BALLERINI	1	3	7.29 miles	Suzuki RG570

Flag History

TYPE	TIME OF DAY
GREEN	14:21:59.037
FINISH	14:27:18.265

Flag Statistics

TYPE	COUNT	TOTAL LAPS	TOTAL TIME
Green	1	3	7:57.905
Red	0	0	0.000
Safety Car	0	0	0.000
FCY	0	0	0.000

BMCRC - MRO Championships 2021 - Rnd 4 @ Brands Hatch GP

Chilton Motors 250MZs & Blue Haze GPF

RACE 6 - STATISTICS

CLASS : GPF

7 Starters

Fastest Lap History

NO	NAME	LAP TIME	TIME OF DAY	LAP	VEHICLE
122	Rik BALLERINI	1:49.265	14:23:48.303	1	Suzuki RG570
122	Rik BALLERINI	1:45.279	14:25:33.596	2	Suzuki RG570
122	Rik BALLERINI	1:44.684	14:27:18.281	3	Suzuki RG570

Leader History

NO	NAME	FROM LAP	LAPS LED	DISTANCE	VEHICLE
122	Rik BALLERINI	1	3	7.29 miles	Suzuki RG570

BMCRC - MRO Championships 2021 - Rnd 4 @ Brands Hatch GP

Chilton Motors 250MZs & Blue Haze GPF

RACE 6 - STATISTICS

CLASS :

14 Starters

Fastest Lap History

NO	NAME	LAP TIME	TIME OF DAY	LAP	VEHICLE
95	Christopher ROGERS	2:37.200	14:24:36.238	1	MZ ETZ 250
75	Peter WOODALL	1:52.400	14:26:28.821	2	MZ ETZ 250

Leader History

NO	NAME	FROM LAP	LAPS LED	DISTANCE	VEHICLE
95	Christopher ROGERS	1	1	2.43 miles	MZ ETZ 250
75	Peter WOODALL	2	2	4.86 miles	MZ ETZ 250

BMCRC - MRO Championships 2021 - Rnd 4 @ Brands Hatch GP

Chilton Motors 250MZs & Blue Haze GPF

RACE 6 - STATISTICS

CLASS : R

4 Starters

Fastest Lap History

NO	NAME	LAP TIME	TIME OF DAY	LAP	VEHICLE
66	Graeme LEWIS	2:50.832	14:24:49.904	1	MZ ETZ 250
46	Steve BRIGDEN	2:04.782	14:26:55.650	2	MZ ETZ 250

Leader History

NO	NAME	FROM LAP	LAPS LED	DISTANCE	VEHICLE
66	Graeme LEWIS	1	1	2.43 miles	MZ ETZ 250
46	Steve BRIGDEN	2	2	4.86 miles	MZ ETZ 250



BMCRC - MRO Championships 2021 - Rnd 4 @ Brands Hatch GP

Chilton Motors 250MZs & Blue Haze GPF

RACE 16 - GRID (6 Laps)

ROW 14	42		41	56 Russell TURNER	40	94 Michael GLISSON				
ROW 13		39	565 Louis KERSHAW	38	57 Tony BROWN	37	108 Ian KEEBLE			
ROW 12	36	2:20.459	18 Sam PEARSON	35	2:06.937	49 Andy MARKS	34	2:06.803	66 Graeme LEWIS	
ROW 11		33	2:04.830	6 Paul ANSELL	32	2:04.782	46 Steve BRIGDEN	31	2:03.370	3 Max MAUD
ROW 10	30	2:03.314	38 Chris PETTET	29	2:00.858	41 Gary WILLIAMS	28	1:58.507	36 Joe BALDRY	
ROW 9		27	1:57.593	114 Ryan ANDERSON	26	1:56.706	22 Simon FINCH	25	1:55.451	32 John ASHMEAD
ROW 8	24	1:53.599	69 Alexander MANN	23	1:53.451	81 Scott GRANT	22	1:53.303	85 Andrew WALES	
ROW 7		21	1:52.681	96 Chris KENT	20	1:52.660	95 Christopher ROGERS	19	1:52.400	75 Peter WOODALL
ROW 6	18			17			16			
ROW 5		15		14			13	14 Denis HALIL		
ROW 4	12	86 Justin ARBON	11	4 James SEATH	10	74 Paul WHITBY				
ROW 3		9	130 Ian MACKMAN	8	67 Mark BAILEY	7	2:07.397	25 Stephen WIMBLE		
ROW 2	6	1:56.023	42 Martin PEARSON	5	1:55.835	48 Richard PATIENT	4	1:55.587	199 Michael FROST	
ROW 1		3	1:48.763	611 Paul WELCH	2	1:46.183	88 Michael STANLEY	1	1:44.684	122 Rik BALLERINI

Pole

Brands Hatch GP

Circuit Length = 2.4332 miles

These results are provisional until the conclusion of any judicial and technical matters.

Clerk Of Course :	Stewards :	Timekeeper : Craig Smith
-------------------	------------	--------------------------

Results can be found at www.tsl-timing.com

Printed - 14:33 Saturday, 17 July 2021



BMCRC - MRO Championships 2021 - Rnd 4 @ Brands Hatch GP

Chilton Motors 250MZs & Blue Haze GPF

RACE 16 - CLASSIFICATION

POS	NO	CL	PIC NAME	ENTRY	LAPS	TIME	GAP	DIFF	MPH	BEST	ON
1	122	GPF	1 Rik BALLERINI	Suzuki RG570 - SCLS LTD, GECKO RACING, CAN	6	10:39.400			82.20	1:45.454	2
2	88	GPF	2 Michael STANLEY	Yamaha TZR 250 -	6	10:51.962	12.562	12.562	80.61	1:47.097	3
3	130	GPF	3 Ian MACKMAN	Aprilia RS 250 - 2 Machs Motorcycles	6	11:02.301	22.901	10.339	79.35	1:48.099	4
4	611	GPF	4 Paul WELCH	Yamaha TZR250 -	6	11:06.070	26.670	3.769	78.90	1:49.872	2
5	14	GPF	5 Denis HALIL	Yamaha TZR 250 - D & A AUTOS	6	11:35.261	55.861	29.191	75.59	1:53.059	3
6	42	GPF	6 Martin PEARSON	Yamaha TZR250 - Viking Inspection	6	11:48.979	1:09.579	13.718	74.13	1:56.581	6
7	199	GPF	7 Michael FROST	Yamaha TZR250 -	6	11:49.812	1:10.412	0.833	74.04	1:55.497	4
8	67	GPF	8 Mark BAILEY	Yamaha TZR250 -	6	11:50.780	1:11.380	0.968	73.94	1:56.693	3
9	48	GPF	9 Richard PATIENT	Yamaha TZR250 -	6	12:01.984	1:22.584	11.204	72.79	1:57.864	2
10	75		1 Peter WOODALL	MZ ETZ 250 - Online Lubricants	6	12:05.340	1:25.940	3.356	72.46	1:52.985	6
11	85		2 Andrew WALES	MZ ETZ 250 - Illuminated Design LTD	6	12:05.529	1:26.129	0.189	72.44	1:52.704	6
12	81		3 Scott GRANT	MZ ETZ 250 - Katie, Mum and Dad	6	12:05.581	1:26.181	0.052	72.43	1:52.544	6
13	95		4 Christopher ROGERS	MZ ETZ 250 - CB Racing	6	12:06.051	1:26.651	0.470	72.39	1:53.174	6
14	69		5 Alexander MANN	MZ TS 250 - HS RACING	6	12:10.282	1:30.882	4.231	71.97	1:54.032	3
15	96		6 Chris KENT	MZ ETZ 250 - Powder House Coatings Ltd	6	12:24.830	1:45.430	14.548	70.56	1:56.114	3
16	32		7 John ASHMEAD	MZ ETZ 250 -	6	12:24.975	1:45.575	0.145	70.55	1:56.000	6
17	22		8 Simon FINCH	MZ ETZ 250 - BlueCloud Projects Ltd	6	12:28.270	1:48.870	3.295	70.24	1:56.549	3
18	114		9 Ryan ANDERSON	MZ ETZ 250 -	6	12:28.664	1:49.264	0.394	70.20	1:56.166	3
19	25	GPF	10 Stephen WIMBLE	Yamaha TZR 250 - S.B.W Contractor	6	12:42.485	2:03.085	13.821	68.93	2:05.204	2
20	41		10 Gary WILLIAMS	MZ ETZ 250 -	5	10:56.871	1 Lap	1 Lap	66.67	2:01.368	3
21	56		11 Russell TURNER	MZ ETZ 250 -	5	11:01.230	1 Lap	4.359	66.23	2:01.832	3
22	38		12 Chris PETTET	MZ ETZ 250 -	5	11:02.335	1 Lap	1.105	66.12	2:02.219	3
23	3		13 Max MAUD	MZ ETZ 250 -	5	11:02.823	1 Lap	0.488	66.07	2:02.498	5
24	108	R	1 Ian KEEBLE	MZ ETC 250 -	5	11:07.115	1 Lap	4.292	65.65	2:02.791	5
25	46	R	2 Steve BRIGDEN	MZ ETZ 250 - SLB Consulting Ltd	5	11:07.946	1 Lap	0.831	65.57	2:03.430	5
26	66	R	3 Graeme LEWIS	MZ ETZ 250 -	5	11:14.885	1 Lap	6.939	64.89	2:04.515	2
27	6		14 Paul ANSELL	MZ ETZ 250 -	5	11:29.830	1 Lap	14.945	63.49	2:08.104	5
28	49	R	4 Andy MARKS	MZ ETZ 250 - Kingpin Components	5	11:30.584	1 Lap	0.754	63.42	2:08.108	3
29	18	R	5 Sam PEARSON	MZ ETZ 250 -	5	12:19.174	1 Lap	48.590	59.25	2:17.852	4

NOT CLASSIFIED

DNF	565	R	Louis KERSHAW	MZ ETZ 250 -	3	7:01.191	3 Laps	2 Laps	62.39	2:03.502	2
DNF	94		Michael GLISSON	MZ ETZ 250 -	2	5:10.847	4 Laps	1 Lap	56.36	2:10.853	2
DNF	36		Joe BALDRY	MZ ETZ 250 - Chilton Motors	0						

FASTEST LAP

122	GPF	Rik BALLERINI	Suzuki RG570 - SCLS LTD, GECKO RACING, CAN	2	1:45.454	83.06 mph	133.68 kph
81		Scott GRANT	MZ ETZ 250 - Katie, Mum and Dad	6	1:52.544	77.83 mph	125.26 kph
108	R	Ian KEEBLE	MZ ETC 250 -	5	2:02.791	71.33 mph	114.80 kph

Class GPF - 92.5% of Race Speed = 76.03 mph

Class - 92.5% of Race Speed = 67.02 mph

Class R - 92.5% of Race Speed = 60.72 mph

Brands Hatch GP: 2.4332 miles
Race Distance: 6 Laps / 14.59 miles
Start: 17:36 Flag 17:47 End: 17:49

Weather / Track : Sunny / Dry

These results are provisional until the conclusion of any judicial and technical matters.

Clerk Of Course :	Stewards :	Timekeeper : Craig Smith
-------------------	------------	--------------------------

Results can be found at www.tsl-timing.com

Printed - 17:49 Saturday, 17 July 2021



BMCRC - MRO Championships 2021 - Rnd 4 @ Brands Hatch GP

Chilton Motors 250MZs & Blue Haze GPF

RACE 16 - LAP CHART

LAP 1 @ 17:38:37.706

NO	BEHIND	LAP TIME
122		1:50.152
88	2.958	1:53.110
611	5.051	1:55.203
130	8.034	1:58.186
14	12.666	2:02.818
42	13.663	2:03.815
67	14.409	2:04.561
48	15.282	2:05.434
199	15.517	2:05.669
25	18.910	2:09.062
75	47.024	2:37.176
81	47.108	2:37.260
95	47.139	2:37.291
85	47.598	2:37.750
69	47.990	2:38.142
96	51.188	2:41.340
114	51.534	2:41.686
32	51.567	2:41.719
22	51.853	2:42.005
41	58.784	2:48.936
38	59.466	2:49.618
66	1:00.171	2:50.323
3	1:00.333	2:50.485
56	1:00.671	2:50.823
565	1:01.318	2:51.470
108	1:01.430	2:51.582
46	1:01.801	2:51.953
49	1:05.134	2:55.286
6	1:05.286	2:55.438
94	1:09.842	2:59.994
18	1:15.033	3:05.185

LAP 2 @ 17:40:23.160

NO	BEHIND	LAP TIME
122		1:45.454
88	4.834	1:47.330
611	9.469	1:49.872
130	12.410	1:49.830
14	20.709	1:53.497
42	25.201	1:56.992
67	26.362	1:57.407
48	27.692	1:57.864
199	27.866	1:57.803
25	38.660	2:05.204
75	55.356	1:53.786
95	55.417	1:53.732
81	55.840	1:54.186
85	55.932	1:53.788
69	57.131	1:54.595
22	1:03.036	1:56.637
96	1:03.120	1:57.386
32	1:03.352	1:57.239
114	1:03.820	1:57.740
41	1:16.666	2:03.336
38	1:17.291	2:03.279
3	1:18.211	2:03.332
56	1:19.135	2:03.918
66	1:19.232	2:04.515
565	1:19.366	2:03.502
108	1:20.062	2:04.086
46	1:20.619	2:04.272
49	1:28.310	2:08.630

6	1:28.398	2:08.566
94	1:35.241	2:10.853

LAP 3 @ 17:42:09.284

NO	BEHIND	LAP TIME
122		1:46.124
18	1 Lap	2:19.371
88	5.807	1:47.097
611	13.366	1:50.021
130	15.169	1:48.883
14	27.644	1:53.059
42	35.736	1:56.659
67	36.931	1:56.693
199	39.249	1:57.507
48	40.234	1:58.666
25	59.515	2:06.979
75	1:02.879	1:53.647
95	1:02.960	1:53.667
85	1:02.991	1:53.183
81	1:03.535	1:53.819
69	1:05.039	1:54.032
96	1:13.110	1:56.114
22	1:13.461	1:56.549
32	1:13.566	1:56.338
114	1:13.862	1:56.166
41	1:31.910	2:01.368
38	1:33.386	2:02.219
3	1:34.741	2:02.654
56	1:34.843	2:01.832
46	1:38.783	2:04.288
108	1:38.958	2:05.020
66	1:39.372	2:06.264
565	1:39.461	2:06.219

LAP 4 @ 17:43:54.763

NO	BEHIND	LAP TIME
122		1:45.479
49	1 Lap	2:08.108
6	1 Lap	2:08.712
88	7.607	1:47.279
130	17.789	1:48.099
611	17.804	1:49.917
14	35.669	1:53.504
18	1 Lap	2:18.359
42	47.945	1:57.688
67	48.997	1:57.545
199	49.267	1:55.497
48	54.510	1:59.755
95	1:11.741	1:54.260
75	1:11.873	1:54.473
85	1:12.206	1:54.694
81	1:12.390	1:54.334
69	1:13.611	1:54.051
25	1:20.910	2:06.874
96	1:24.635	1:57.004
32	1:24.760	1:56.673
114	1:26.031	1:57.648
22	1:26.375	1:58.393

LAP 5 @ 17:45:41.211

NO	BEHIND	LAP TIME
122		1:46.448
41	1 Lap	2:01.780

38	1 Lap	2:03.483
56	1 Lap	2:02.471
3	1 Lap	2:03.854
88	9.944	1:48.785
108	1 Lap	2:03.636
46	1 Lap	2:04.003
66	1 Lap	2:05.398
130	20.307	1:48.966
611	21.850	1:50.494
6	1 Lap	2:09.010
49	1 Lap	2:09.932
14	45.050	1:55.829
42	58.741	1:57.244
199	59.037	1:56.218
67	1:00.075	1:57.526
18	1 Lap	2:17.852
48	1:07.877	1:59.815
75	1:18.698	1:53.273
85	1:19.168	1:53.410
95	1:19.220	1:53.927
81	1:19.380	1:53.438
69	1:21.443	1:54.280
96	1:35.012	1:56.825
32	1:35.318	1:57.006
114	1:37.220	1:57.637
22	1:37.425	1:57.498
25	1:41.451	2:06.989

LAP 6 @ 17:47:26.954

NO	BEHIND	LAP TIME
122		1:45.743
88	12.562	1:48.361
41	1 Lap	2:01.451
56	1 Lap	2:02.186
130	22.901	1:48.337
38	1 Lap	2:03.736
3	1 Lap	2:02.498
611	26.670	1:50.563
108	1 Lap	2:02.791
46	1 Lap	2:03.430
66	1 Lap	2:08.385
6	1 Lap	2:08.104
49	1 Lap	2:08.628
14	55.861	1:56.554
42	1:09.579	1:56.581
199	1:10.412	1:57.118
67	1:11.380	1:57.048
48	1:22.584	2:00.450
75	1:25.940	1:52.985
85	1:26.129	1:52.704
81	1:26.181	1:52.544
95	1:26.651	1:53.174
69	1:30.882	1:55.182
18	1 Lap	2:18.407
96	1:45.430	1:56.161
32	1:45.575	1:56.000
22	1:48.870	1:57.188
114	1:49.264	1:57.787
25	2:03.085	2:07.377

Weather / Track : Sunny / Dry

Results can be found at www.tsl-timing.com

Brands Hatch GP
Circuit Length = 2.4332 miles
Start: 17:36 Flag 17:47 End: 17:49

Printed - 17:50 Saturday, 17 July 2021

BMCRC - MRO Championships 2021 - Rnd 4 @ Brands Hatch GP

Chilton Motors 250MZs & Blue Haze GPF

RACE 16 - SECTOR ANALYSIS



SECTOR 1 = FL to I1, SECTOR 2 = I1 to I2, SECTOR 3 = I2 to FL, DIFF = Difference To Personal Best Lap, P = Crossed Finish Line in Pit Lane, D = Time Disallowed

P1 122 GPF		Rik BALLERINI		Suzuki RG570 - SCLS LTD, GECKO RACING, CAMBRIDGE MK			
IDEAL LAP TIME : 1:45.014		BEST LAP TIME : 1:45.454		DIFFERENCE : 0.440			
LAP	SECTOR 1	SECTOR 2	SECTOR 3	LAP TIME	MPH	DIFF	TIME OF DAY
1 -			25.054	1:50.152	79.52	4.698	17:38:37.706
2 -	32.842	47.598	25.014	1:45.454 (1)	83.06		17:40:23.160
3 -	33.009	47.696	25.419	1:46.124	82.54	0.670	17:42:09.284
4 -	32.720	47.280	25.479	1:45.479 (2)	83.04	0.025	17:43:54.763
5 -	32.903	48.432	25.113	1:46.448	82.29	0.994	17:45:41.211
6 -	32.999	47.634	25.110	1:45.743 (3)	82.84	0.289	17:47:26.954

P2 88 GPF		Michael STANLEY		Yamaha TZR 250 -			
IDEAL LAP TIME : 1:46.867		BEST LAP TIME : 1:47.097		DIFFERENCE : 0.230			
LAP	SECTOR 1	SECTOR 2	SECTOR 3	LAP TIME	MPH	DIFF	TIME OF DAY
1 -			25.911	1:53.110	77.44	6.013	17:38:40.664
2 -	33.446	48.114	25.770	1:47.330 (3)	81.61	0.233	17:40:27.994
3 -	33.181	48.259	25.657	1:47.097 (1)	81.79		17:42:15.091
4 -	33.267	48.440	25.572	1:47.279 (2)	81.65	0.182	17:44:02.370
5 -	33.697	48.362	26.726	1:48.785	80.52	1.688	17:45:51.155
6 -	33.943	48.682	25.736	1:48.361	80.83	1.264	17:47:39.516

P3 130 GPF		Ian MACKMAN		Aprilia RS 250 - 2 Machs Motorcycles			
IDEAL LAP TIME : 1:47.689		BEST LAP TIME : 1:48.099		DIFFERENCE : 0.410			
LAP	SECTOR 1	SECTOR 2	SECTOR 3	LAP TIME	MPH	DIFF	TIME OF DAY
1 -			26.580	1:58.186	74.11	10.087	17:38:45.740
2 -	33.884	49.387	26.559	1:49.830	79.75	1.731	17:40:35.570
3 -	33.928	48.698	26.257	1:48.883 (3)	80.45	0.784	17:42:24.453
4 -	33.154	48.777	26.168	1:48.099 (1)	81.03		17:44:12.552
5 -	33.715	49.218	26.033	1:48.966	80.39	0.867	17:46:01.518
6 -	32.958	49.104	26.275	1:48.337 (2)	80.85	0.238	17:47:49.855

P4 611 GPF		Paul WELCH		Yamaha TZR250 -			
IDEAL LAP TIME : 1:49.101		BEST LAP TIME : 1:49.872		DIFFERENCE : 0.771			
LAP	SECTOR 1	SECTOR 2	SECTOR 3	LAP TIME	MPH	DIFF	TIME OF DAY
1 -			26.216	1:55.203	76.03	5.331	17:38:42.757
2 -	34.275	49.405	26.192	1:49.872 (1)	79.72		17:40:32.629
3 -	34.375	49.542	26.104	1:50.021 (3)	79.61	0.149	17:42:22.650
4 -	34.698	49.647	25.572	1:49.917 (2)	79.69	0.045	17:44:12.567
5 -	34.585	49.862	26.047	1:50.494	79.27	0.622	17:46:03.061
6 -	34.124	49.784	26.655	1:50.563	79.22	0.691	17:47:53.624

P5 14 GPF		Denis HALIL		Yamaha TZR 250 - D & A AUTOS			
IDEAL LAP TIME : 1:52.234		BEST LAP TIME : 1:53.059		DIFFERENCE : 0.825			
LAP	SECTOR 1	SECTOR 2	SECTOR 3	LAP TIME	MPH	DIFF	TIME OF DAY
1 -			26.933	2:02.818	71.32	9.759	17:38:50.372
2 -	34.810	50.661	28.026	1:53.497 (2)	77.18	0.438	17:40:43.869
3 -	35.226	51.070	26.763	1:53.059 (1)	77.48		17:42:36.928
4 -	35.219	51.190	27.095	1:53.504 (3)	77.17	0.445	17:44:30.432
5 -	36.919	51.675	27.235	1:55.829	75.62	2.770	17:46:26.261
6 -	35.489	52.503	28.562	1:56.554	75.15	3.495	17:48:22.815

BMCRC - MRO Championships 2021 - Rnd 4 @ Brands Hatch GP

Chilton Motors 250MZs & Blue Haze GPF

RACE 16 - SECTOR ANALYSIS



SECTOR 1 = FL to I1, SECTOR 2 = I1 to I2, SECTOR 3 = I2 to FL, DIFF = Difference To Personal Best Lap, P = Crossed Finish Line in Pit Lane, D = Time Disallowed

P6 42 GPF		Martin PEARSON		Yamaha TZR250 - Viking Inspection			
IDEAL LAP TIME : 1:56.159		BEST LAP TIME : 1:56.581		DIFFERENCE : 0.422			
LAP	SECTOR 1	SECTOR 2	SECTOR 3	LAP TIME	MPH	DIFF	TIME OF DAY
1 -			27.680	2:03.815	70.74	7.234	17:38:51.369
2 -	36.779	52.395	27.818	1:56.992 (3)	74.87	0.411	17:40:48.361
3 -	36.671	52.206	27.782	1:56.659 (2)	75.08	0.078	17:42:45.020
4 -	36.782	53.198	27.708	1:57.688	74.43	1.107	17:44:42.708
5 -	36.461	53.129	27.654	1:57.244	74.71	0.663	17:46:39.952
6 -	36.698	52.391	27.492	1:56.581 (1)	75.13		17:48:36.533

P7 199 GPF		Michael FROST		Yamaha TZR250 -			
IDEAL LAP TIME : 1:55.200		BEST LAP TIME : 1:55.497		DIFFERENCE : 0.297			
LAP	SECTOR 1	SECTOR 2	SECTOR 3	LAP TIME	MPH	DIFF	TIME OF DAY
1 -			27.716	2:05.669	69.70	10.172	17:38:53.223
2 -	37.076	53.042	27.685	1:57.803	74.36	2.306	17:40:51.026
3 -	36.998	52.835	27.674	1:57.507	74.54	2.010	17:42:48.533
4 -	36.150	52.350	26.997	1:55.497 (1)	75.84		17:44:44.030
5 -	35.907	52.767	27.544	1:56.218 (2)	75.37	0.721	17:46:40.248
6 -	35.853	53.037	28.228	1:57.118 (3)	74.79	1.621	17:48:37.366

P8 67 GPF		Mark BAILEY		Yamaha TZR250 -			
IDEAL LAP TIME : 1:55.884		BEST LAP TIME : 1:56.693		DIFFERENCE : 0.809			
LAP	SECTOR 1	SECTOR 2	SECTOR 3	LAP TIME	MPH	DIFF	TIME OF DAY
1 -			27.691	2:04.561	70.32	7.868	17:38:52.115
2 -	36.273	53.201	27.933	1:57.407 (3)	74.61	0.714	17:40:49.522
3 -	36.436	52.675	27.582	1:56.693 (1)	75.06		17:42:46.215
4 -	36.464	53.425	27.656	1:57.545	74.52	0.852	17:44:43.760
5 -	36.330	53.425	27.771	1:57.526	74.53	0.833	17:46:41.286
6 -	35.627	53.102	28.319	1:57.048 (2)	74.83	0.355	17:48:38.334

P9 48 GPF		Richard PATIENT		Yamaha TZR250 -			
IDEAL LAP TIME : 1:57.810		BEST LAP TIME : 1:57.864		DIFFERENCE : 0.054			
LAP	SECTOR 1	SECTOR 2	SECTOR 3	LAP TIME	MPH	DIFF	TIME OF DAY
1 -			27.782	2:05.434	69.83	7.570	17:38:52.988
2 -	36.688	53.340	27.836	1:57.864 (1)	74.32		17:40:50.852
3 -	36.903	53.679	28.084	1:58.666 (2)	73.81	0.802	17:42:49.518
4 -	37.713	54.112	27.930	1:59.755 (3)	73.14	1.891	17:44:49.273
5 -	38.100	53.508	28.207	1:59.815	73.11	1.951	17:46:49.088
6 -	38.727	53.620	28.103	2:00.450	72.72	2.586	17:48:49.538

P10 75		Peter WOODALL		MZ ETZ 250 - Online Lubricants			
IDEAL LAP TIME : 1:52.728		BEST LAP TIME : 1:52.985		DIFFERENCE : 0.257			
LAP	SECTOR 1	SECTOR 2	SECTOR 3	LAP TIME	MPH	DIFF	TIME OF DAY
1 -		51.029	27.636	2:37.176	55.73	44.191	17:39:24.730
2 -	34.978	51.028	27.780	1:53.786	76.98	0.801	17:41:18.516
3 -	35.373	51.195	27.079	1:53.647 (3)	77.07	0.662	17:43:12.163
4 -	35.607	51.546	27.320	1:54.473	76.52	1.488	17:45:06.636
5 -	34.789	51.146	27.338	1:53.273 (2)	77.33	0.288	17:46:59.909
6 -	34.642	51.007	27.336	1:52.985 (1)	77.53		17:48:52.894

BMCRC - MRO Championships 2021 - Rnd 4 @ Brands Hatch GP

Chilton Motors 250MZs & Blue Haze GPF

RACE 16 - SECTOR ANALYSIS



SECTOR 1 = FL to I1, SECTOR 2 = I1 to I2, SECTOR 3 = I2 to FL, DIFF = Difference To Personal Best Lap, P = Crossed Finish Line in Pit Lane, D = Time Disallowed

P11 85		Andrew WALES		MZ ETZ 250 - Illuminated Design LTD			
IDEAL LAP TIME : 1:51.970		BEST LAP TIME : 1:52.704		DIFFERENCE : 0.734			
LAP	SECTOR 1	SECTOR 2	SECTOR 3	LAP TIME	MPH	DIFF	TIME OF DAY
1 -		50.636	27.692	2:37.750	55.52	45.046	17:39:25.304
2 -	35.023	51.570	27.195	1:53.788	76.98	1.084	17:41:19.092
3 -	34.893	51.389	26.901	1:53.183 (2)	77.39	0.479	17:43:12.275
4 -	35.830	51.541	27.323	1:54.694	76.37	1.990	17:45:06.969
5 -	34.822	51.106	27.482	1:53.410 (3)	77.24	0.706	17:47:00.379
6 -	34.433	50.997	27.274	1:52.704 (1)	77.72		17:48:53.083

P12 81		Scott GRANT		MZ ETZ 250 - Katie, Mum and Dad			
IDEAL LAP TIME : 1:52.544		BEST LAP TIME : 1:52.544		DIFFERENCE : 0.000			
LAP	SECTOR 1	SECTOR 2	SECTOR 3	LAP TIME	MPH	DIFF	TIME OF DAY
1 -		50.980	27.369	2:37.260	55.70	44.716	17:39:24.814
2 -	35.240	51.513	27.433	1:54.186	76.71	1.642	17:41:19.000
3 -	35.107	51.589	27.123	1:53.819 (3)	76.96	1.275	17:43:12.819
4 -	35.364	51.661	27.309	1:54.334	76.61	1.790	17:45:07.153
5 -	34.800	51.313	27.325	1:53.438 (2)	77.22	0.894	17:47:00.591
6 -	34.756	50.775	27.013	1:52.544 (1)	77.83		17:48:53.135

P13 95		Christopher ROGERS		MZ ETZ 250 - CB Racing			
IDEAL LAP TIME : 1:53.174		BEST LAP TIME : 1:53.174		DIFFERENCE : 0.000			
LAP	SECTOR 1	SECTOR 2	SECTOR 3	LAP TIME	MPH	DIFF	TIME OF DAY
1 -		51.035	27.541	2:37.291	55.69	44.117	17:39:24.845
2 -	35.174	51.105	27.453	1:53.732 (3)	77.02	0.558	17:41:18.577
3 -	35.230	51.031	27.406	1:53.667 (2)	77.06	0.493	17:43:12.244
4 -	35.686	50.956	27.618	1:54.260	76.66	1.086	17:45:06.504
5 -	35.226	51.007	27.694	1:53.927	76.88	0.753	17:47:00.431
6 -	34.951	50.910	27.313	1:53.174 (1)	77.40		17:48:53.605

P14 69		Alexander MANN		MZ TS 250 - HS RACING			
IDEAL LAP TIME : 1:53.641		BEST LAP TIME : 1:54.032		DIFFERENCE : 0.391			
LAP	SECTOR 1	SECTOR 2	SECTOR 3	LAP TIME	MPH	DIFF	TIME OF DAY
1 -		51.659	27.660	2:38.142	55.39	44.110	17:39:25.696
2 -	34.957	51.611	28.027	1:54.595	76.44	0.563	17:41:20.291
3 -	35.164	51.188	27.680	1:54.032 (1)	76.81		17:43:14.323
4 -	34.862	51.598	27.591	1:54.051 (2)	76.80	0.019	17:45:08.374
5 -	35.116	51.434	27.730	1:54.280 (3)	76.65	0.248	17:47:02.654
6 -	34.983	52.116	28.083	1:55.182	76.05	1.150	17:48:57.836

P15 96		Chris KENT		MZ ETZ 250 - Powder House Coatings Ltd			
IDEAL LAP TIME : 1:55.565		BEST LAP TIME : 1:56.114		DIFFERENCE : 0.549			
LAP	SECTOR 1	SECTOR 2	SECTOR 3	LAP TIME	MPH	DIFF	TIME OF DAY
1 -		53.733	27.953	2:41.340	54.29	45.226	17:39:28.894
2 -	35.546	53.998	27.842	1:57.386	74.62	1.272	17:41:26.280
3 -	35.530	52.481	28.103	1:56.114 (1)	75.44		17:43:22.394
4 -	36.099	52.837	28.068	1:57.004	74.86	0.890	17:45:19.398
5 -	35.974	52.406	28.445	1:56.825 (3)	74.98	0.711	17:47:16.223
6 -	36.126	52.310	27.725	1:56.161 (2)	75.41	0.047	17:49:12.384

Weather / Track : Sunny / Dry

Brands Hatch GP
Circuit Length = 2.4332 miles
Start: 17:36 Flag 17:47 End: 17:49

BMCRC - MRO Championships 2021 - Rnd 4 @ Brands Hatch GP

Chilton Motors 250MZs & Blue Haze GPF

RACE 16 - SECTOR ANALYSIS



SECTOR 1 = FL to I1, SECTOR 2 = I1 to I2, SECTOR 3 = I2 to FL, DIFF = Difference To Personal Best Lap, P = Crossed Finish Line in Pit Lane, D = Time Disallowed

P16 32		John ASHMEAD		MZ ETZ 250 -			
IDEAL LAP TIME : 1:55.426		BEST LAP TIME : 1:56.000		DIFFERENCE : 0.574			
LAP	SECTOR 1	SECTOR 2	SECTOR 3	LAP TIME	MPH	DIFF	TIME OF DAY
1 -		53.453	28.092	2:41.719	54.16	45.719	17:39:29.273
2 -	35.995	53.318	27.926	1:57.239	74.71	1.239	17:41:26.512
3 -	36.186	52.048	28.104	1:56.338 (2)	75.29	0.338	17:43:22.850
4 -	36.002	52.650	28.021	1:56.673 (3)	75.08	0.673	17:45:19.523
5 -	36.072	53.131	27.803	1:57.006	74.86	1.006	17:47:16.529
6 -	35.885	52.622	27.493	1:56.000 (1)	75.51		17:49:12.529

P17 22		Simon FINCH		MZ ETZ 250 - BlueCloud Projects Ltd			
IDEAL LAP TIME : 1:55.661		BEST LAP TIME : 1:56.549		DIFFERENCE : 0.888			
LAP	SECTOR 1	SECTOR 2	SECTOR 3	LAP TIME	MPH	DIFF	TIME OF DAY
1 -		53.439	27.644	2:42.005	54.07	45.456	17:39:29.559
2 -	36.380	52.104	28.153	1:56.637 (2)	75.10	0.088	17:41:26.196
3 -	35.976	52.349	28.224	1:56.549 (1)	75.16		17:43:22.745
4 -	35.913	53.005	29.475	1:58.393	73.98	1.844	17:45:21.138
5 -	36.385	53.148	27.965	1:57.498	74.55	0.949	17:47:18.636
6 -	36.038	53.090	28.060	1:57.188 (3)	74.75	0.639	17:49:15.824

P18 114		Ryan ANDERSON		MZ ETZ 250 -			
IDEAL LAP TIME : 1:55.927		BEST LAP TIME : 1:56.166		DIFFERENCE : 0.239			
LAP	SECTOR 1	SECTOR 2	SECTOR 3	LAP TIME	MPH	DIFF	TIME OF DAY
1 -		52.697	28.522	2:41.686	54.17	45.520	17:39:29.240
2 -	37.010	52.733	27.997	1:57.740	74.39	1.574	17:41:26.980
3 -	36.169	52.210	27.787	1:56.166 (1)	75.40		17:43:23.146
4 -	35.930	53.213	28.505	1:57.648 (3)	74.45	1.482	17:45:20.794
5 -	36.324	53.156	28.157	1:57.637 (2)	74.46	1.471	17:47:18.431
6 -	36.497	53.079	28.211	1:57.787	74.37	1.621	17:49:16.218

P19 25 GPF		Stephen WIMBLE		Yamaha TZR 250 - S.B.W Contractor			
IDEAL LAP TIME : 2:04.374		BEST LAP TIME : 2:05.204		DIFFERENCE : 0.830			
LAP	SECTOR 1	SECTOR 2	SECTOR 3	LAP TIME	MPH	DIFF	TIME OF DAY
1 -			29.430	2:09.062	67.87	3.858	17:38:56.616
2 -	38.572	56.471	30.161	2:05.204 (1)	69.96		17:41:01.820
3 -	39.382	57.516	30.081	2:06.979 (3)	68.98	1.775	17:43:08.799
4 -	39.507	56.942	30.425	2:06.874 (2)	69.04	1.670	17:45:15.673
5 -	38.473	57.987	30.529	2:06.989	68.98	1.785	17:47:22.662
6 -	39.150	57.891	30.336	2:07.377	68.77	2.173	17:49:30.039

P20 41		Gary WILLIAMS		MZ ETZ 250 -			
IDEAL LAP TIME : 2:01.132		BEST LAP TIME : 2:01.368		DIFFERENCE : 0.236			
LAP	SECTOR 1	SECTOR 2	SECTOR 3	LAP TIME	MPH	DIFF	TIME OF DAY
1 -		56.451	29.473	2:48.936	51.85	47.568	17:39:36.490
2 -	37.313	56.630	29.393	2:03.336	71.02	1.968	17:41:39.826
3 -	37.254	54.951	29.163	2:01.368 (1)	72.17		17:43:41.194
4 -	37.214	55.266	29.300	2:01.780 (3)	71.93	0.412	17:45:42.974
5 -	37.288	55.196	28.967	2:01.451 (2)	72.12	0.083	17:47:44.425

P21 56		Russell TURNER		MZ ETZ 250 -			
IDEAL LAP TIME : 2:01.281		BEST LAP TIME : 2:01.832		DIFFERENCE : 0.551			
LAP	SECTOR 1	SECTOR 2	SECTOR 3	LAP TIME	MPH	DIFF	TIME OF DAY
1 -		56.407	29.654	2:50.823	51.28	48.991	17:39:38.377
2 -	38.054	56.154	29.710	2:03.918	70.69	2.086	17:41:42.295
3 -	37.172	55.505	29.155	2:01.832 (1)	71.90		17:43:44.127
4 -	38.270	55.151	29.050	2:02.471 (3)	71.52	0.639	17:45:46.598
5 -	37.080	55.431	29.675	2:02.186 (2)	71.69	0.354	17:47:48.784

Weather / Track : Sunny / Dry

Brands Hatch GP
Circuit Length = 2.4332 miles
Start: 17:36 Flag 17:47 End: 17:49

BMCRC - MRO Championships 2021 - Rnd 4 @ Brands Hatch GP

Chilton Motors 250MZs & Blue Haze GPF

RACE 16 - SECTOR ANALYSIS



SECTOR 1 = FL to I1, SECTOR 2 = I1 to I2, SECTOR 3 = I2 to FL, DIFF = Difference To Personal Best Lap, P = Crossed Finish Line in Pit Lane, D = Time Disallowed

P22 38		Chris PETTET		MZ ETZ 250 -			
IDEAL LAP TIME : 2:02.039		BEST LAP TIME : 2:02.219		DIFFERENCE : 0.180			
LAP	SECTOR 1	SECTOR 2	SECTOR 3	LAP TIME	MPH	DIFF	TIME OF DAY
1 -		56.087	30.408	2:49.618	51.64	47.399	17:39:37.172
2 -	37.717	56.549	29.013	2:03.279 (2)	71.05	1.060	17:41:40.451
3 -	37.695	55.459	29.065	2:02.219 (1)	71.67		17:43:42.670
4 -	38.339	55.496	29.648	2:03.483 (3)	70.93	1.264	17:45:46.153
5 -	39.063	55.788	28.885	2:03.736	70.79	1.517	17:47:49.889

P23 3		Max MAUD		MZ ETZ 250 -			
IDEAL LAP TIME : 2:02.102		BEST LAP TIME : 2:02.498		DIFFERENCE : 0.396			
LAP	SECTOR 1	SECTOR 2	SECTOR 3	LAP TIME	MPH	DIFF	TIME OF DAY
1 -		56.821	30.084	2:50.485	51.38	47.987	17:39:38.039
2 -	37.995	55.933	29.404	2:03.332 (3)	71.02	0.834	17:41:41.371
3 -	37.417	55.707	29.530	2:02.654 (2)	71.41	0.156	17:43:44.025
4 -	38.629	55.584	29.641	2:03.854	70.72	1.356	17:45:47.879
5 -	37.813	55.392	29.293	2:02.498 (1)	71.51		17:47:50.377

P24 108 R		Ian KEEBLE		MZ ETC 250 -			
IDEAL LAP TIME : 2:02.291		BEST LAP TIME : 2:02.791		DIFFERENCE : 0.500			
LAP	SECTOR 1	SECTOR 2	SECTOR 3	LAP TIME	MPH	DIFF	TIME OF DAY
1 -		56.985	30.173	2:51.582	51.05	48.791	17:39:39.136
2 -	38.198	56.487	29.401	2:04.086 (3)	70.59	1.295	17:41:43.222
3 -	37.361	56.932	30.727	2:05.020	70.06	2.229	17:43:48.242
4 -	38.136	55.546	29.954	2:03.636 (2)	70.85	0.845	17:45:51.878
5 -	37.726	55.529	29.536	2:02.791 (1)	71.33		17:47:54.669

P25 46 R		Steve BRIGDEN		MZ ETZ 250 - SLB Consulting Ltd			
IDEAL LAP TIME : 2:02.568		BEST LAP TIME : 2:03.430		DIFFERENCE : 0.862			
LAP	SECTOR 1	SECTOR 2	SECTOR 3	LAP TIME	MPH	DIFF	TIME OF DAY
1 -		57.008	29.895	2:51.953	50.94	48.523	17:39:39.507
2 -	38.135	56.597	29.540	2:04.272 (3)	70.48	0.842	17:41:43.779
3 -	37.393	56.692	30.203	2:04.288	70.48	0.858	17:43:48.067
4 -	38.658	55.718	29.627	2:04.003 (2)	70.64	0.573	17:45:52.070
5 -	38.255	55.673	29.502	2:03.430 (1)	70.97		17:47:55.500

P26 66 R		Graeme LEWIS		MZ ETZ 250 -			
IDEAL LAP TIME : 2:03.303		BEST LAP TIME : 2:04.515		DIFFERENCE : 1.212			
LAP	SECTOR 1	SECTOR 2	SECTOR 3	LAP TIME	MPH	DIFF	TIME OF DAY
1 -		56.821	30.155	2:50.323	51.43	45.808	17:39:37.877
2 -	38.229	56.829	29.457	2:04.515 (1)	70.35		17:41:42.392
3 -	37.661	57.219	31.384	2:06.264 (3)	69.37	1.749	17:43:48.656
4 -	39.025	56.185	30.188	2:05.398 (2)	69.85	0.883	17:45:54.054
5 -	39.180	58.808	30.397	2:08.385	68.23	3.870	17:48:02.439

P27 6		Paul ANSELL		MZ ETZ 250 -			
IDEAL LAP TIME : 2:07.482		BEST LAP TIME : 2:08.104		DIFFERENCE : 0.622			
LAP	SECTOR 1	SECTOR 2	SECTOR 3	LAP TIME	MPH	DIFF	TIME OF DAY
1 -		57.865	30.566	2:55.438	49.93	47.334	17:39:42.992
2 -	39.668	58.637	30.261	2:08.566 (2)	68.13	0.462	17:41:51.558
3 -	39.656	58.101	30.955	2:08.712 (3)	68.05	0.608	17:44:00.270
4 -	40.312	58.501	30.197	2:09.010	67.90	0.906	17:46:09.280
5 -	39.420	58.141	30.543	2:08.104 (1)	68.38		17:48:17.384

Weather / Track : Sunny / Dry

Brands Hatch GP
Circuit Length = 2.4332 miles
Start: 17:36 Flag 17:47 End: 17:49

BMCRC - MRO Championships 2021 - Rnd 4 @ Brands Hatch GP

Chilton Motors 250MZs & Blue Haze GPF

RACE 16 - SECTOR ANALYSIS



SECTOR 1 = FL to I1, SECTOR 2 = I1 to I2, SECTOR 3 = I2 to FL, DIFF = Difference To Personal Best Lap, P = Crossed Finish Line in Pit Lane, D = Time Disallowed

P28 49 R		Andy MARKS		MZ ETZ 250 - Kingpin Components			
IDEAL LAP TIME : 2:07.971		BEST LAP TIME : 2:08.108		DIFFERENCE : 0.137			
LAP	SECTOR 1	SECTOR 2	SECTOR 3	LAP TIME	MPH	DIFF	TIME OF DAY
1 -		58.012	30.957	2:55.286	49.97	47.178	17:39:42.840
2 -	39.409	58.421	30.800	2:08.630 (3)	68.10	0.522	17:41:51.470
3 -	39.465	57.916	30.727	2:08.108 (1)	68.37		17:43:59.578
4 -	40.739	58.438	30.755	2:09.932	67.41	1.824	17:46:09.510
5 -	39.823	57.835	30.970	2:08.628 (2)	68.10	0.520	17:48:18.138

P29 18 R		Sam PEARSON		MZ ETZ 250 -			
IDEAL LAP TIME : 2:16.887		BEST LAP TIME : 2:17.852		DIFFERENCE : 0.965			
LAP	SECTOR 1	SECTOR 2	SECTOR 3	LAP TIME	MPH	DIFF	TIME OF DAY
1 -		1:01.705	34.136	3:05.185	47.30	47.333	17:39:52.739
2 -	42.783	1:03.019	33.569	2:19.371	62.85	1.519	17:42:12.110
3 -	42.616	1:02.441	33.302	2:18.359 (2)	63.31	0.507	17:44:30.469
4 -	42.666	1:02.326	32.860	2:17.852 (1)	63.54		17:46:48.321
5 -	43.555	1:01.411	33.441	2:18.407 (3)	63.29	0.555	17:49:06.728

P30 565 R		Louis KERSHAW		MZ ETZ 250 -			
IDEAL LAP TIME : 2:03.395		BEST LAP TIME : 2:03.502		DIFFERENCE : 0.107			
LAP	SECTOR 1	SECTOR 2	SECTOR 3	LAP TIME	MPH	DIFF	TIME OF DAY
1 -		56.243	29.844	2:51.470 (3)	51.08	47.968	17:39:39.024
2 -	37.800	56.350	29.352	2:03.502 (1)	70.92		17:41:42.526
3 -	37.829	57.776	30.614	2:06.219 (2)	69.40	2.717	17:43:48.745

P31 94		Michael GLISSON		MZ ETZ 250 -			
IDEAL LAP TIME : 2:10.391		BEST LAP TIME : 2:10.853		DIFFERENCE : 0.462			
LAP	SECTOR 1	SECTOR 2	SECTOR 3	LAP TIME	MPH	DIFF	TIME OF DAY
1 -		58.732	32.000	2:59.994 (2)	48.66	49.141	17:39:47.548
2 -	39.980	58.880	31.993	2:10.853 (1)	66.94		17:41:58.401

BMCRC - MRO Championships 2021 - Rnd 4 @ Brands Hatch GP

Chilton Motors 250MZs & Blue Haze GPF

RACE 16 - BEST SECTORS

SECTOR 1			SECTOR 2			SECTOR 3			IDEAL / BEST COMPARISON						
POS	NO	NAME	TIME	NO	NAME	TIME	NO	NAME	TIME	POS	NO	NAME	IDEAL	BEST	DIFF
													PERFECT LAP	1:45.014	
1	122	BALLERINI	32.720	122	BALLERINI	47.280	122	BALLERINI	25.014	1	122	BALLERINI	1:45.014	1:45.454	0.440
2	130	MACKMAN	32.958	88	STANLEY	48.114	88	STANLEY	25.572	2	88	STANLEY	1:46.867	1:47.097	0.230
3	88	STANLEY	33.181	130	MACKMAN	48.698	611	WELCH	25.572	3	130	MACKMAN	1:47.689	1:48.099	0.410
4	611	WELCH	34.124	611	WELCH	49.405	130	MACKMAN	26.033	4	611	WELCH	1:49.101	1:49.872	0.771
5	85	WALES	34.433	85	WALES	50.636	14	HALIL	26.763	5	85	WALES	1:51.970	1:52.704	0.734
6	75	WOODALL	34.642	14	HALIL	50.661	85	WALES	26.901	6	14	HALIL	1:52.234	1:53.059	0.825
7	81	GRANT	34.756	81	GRANT	50.775	199	FROST	26.997	7	81	GRANT	1:52.544	1:52.544	0.000
8	14	HALIL	34.810	95	ROGERS	50.910	81	GRANT	27.013	8	75	WOODALL	1:52.728	1:52.985	0.257
9	69	MANN	34.862	75	WOODALL	51.007	75	WOODALL	27.079	9	95	ROGERS	1:53.174	1:53.174	0.000
10	95	ROGERS	34.951	69	MANN	51.188	95	ROGERS	27.313	10	69	MANN	1:53.641	1:54.032	0.391
11	96	KENT	35.530	32	ASHMEAD	52.048	42	PEARSON	27.492	11	199	FROST	1:55.200	1:55.497	0.297
12	67	BAILEY	35.627	22	FINCH	52.104	32	ASHMEAD	27.493	12	32	ASHMEAD	1:55.426	1:56.000	0.574
13	199	FROST	35.853	42	PEARSON	52.206	67	BAILEY	27.582	13	96	KENT	1:55.565	1:56.114	0.549
14	32	ASHMEAD	35.885	114	ANDERSON	52.210	69	MANN	27.591	14	22	FINCH	1:55.661	1:56.549	0.888
15	22	FINCH	35.913	96	KENT	52.310	22	FINCH	27.644	15	67	BAILEY	1:55.884	1:56.693	0.809
16	114	ANDERSON	35.930	199	FROST	52.350	96	KENT	27.725	16	114	ANDERSON	1:55.927	1:56.166	0.239
17	42	PEARSON	36.461	67	BAILEY	52.675	48	PATIENT	27.782	17	42	PEARSON	1:56.159	1:56.581	0.422
18	48	PATIENT	36.688	48	PATIENT	53.340	114	ANDERSON	27.787	18	48	PATIENT	1:57.810	1:57.864	0.054
19	56	TURNER	37.080	41	WILLIAMS	54.951	38	PETTET	28.885	19	41	WILLIAMS	2:01.132	2:01.368	0.236
20	41	WILLIAMS	37.214	56	TURNER	55.151	41	WILLIAMS	28.967	20	56	TURNER	2:01.281	2:01.832	0.551
21	108	KEEBLE	37.361	3	MAUD	55.392	56	TURNER	29.050	21	38	PETTET	2:02.039	2:02.219	0.180
22	46	BRIGDEN	37.393	38	PETTET	55.459	3	MAUD	29.293	22	3	MAUD	2:02.102	2:02.498	0.396
23	3	MAUD	37.417	108	KEEBLE	55.529	565	KERSHAW	29.352	23	108	KEEBLE	2:02.291	2:02.791	0.500
24	66	LEWIS	37.661	46	BRIGDEN	55.673	108	KEEBLE	29.401	24	46	BRIGDEN	2:02.568	2:03.430	0.862
25	38	PETTET	37.695	66	LEWIS	56.185	25	WIMBLE	29.430	25	66	LEWIS	2:03.303	2:04.515	1.212
26	565	KERSHAW	37.800	565	KERSHAW	56.243	66	LEWIS	29.457	26	565	KERSHAW	2:03.395	2:03.502	0.107
27	25	WIMBLE	38.473	25	WIMBLE	56.471	46	BRIGDEN	29.502	27	25	WIMBLE	2:04.374	2:05.204	0.830
28	49	MARKS	39.409	49	MARKS	57.835	6	ANSELL	30.197	28	6	ANSELL	2:07.482	2:08.104	0.622
29	6	ANSELL	39.420	6	ANSELL	57.865	49	MARKS	30.727	29	49	MARKS	2:07.971	2:08.108	0.137
30	94	GLISSON	39.666	94	GLISSON	58.732	94	GLISSON	31.993	30	94	GLISSON	2:10.391	2:10.853	0.462
31	18	PEARSON	42.616	18	PEARSON	1:01.411	18	PEARSON	32.860	31	18	PEARSON	2:16.887	2:17.852	0.965
32															

Weather / Track : Sunny / Dry

Brands Hatch GP

Circuit Length = 2.4332 miles

Start: 17:36 Flag 17:47 End: 17:49

Results can be found at www.tsl-timing.com

Printed - 17:50 Saturday, 17 July 2021

BMCRC - MRO Championships 2021 - Rnd 4 @ Brands Hatch GP

Chilton Motors 250MZs & Blue Haze GPF

RACE 16 - STATISTICS

Competitors Started 31
Planned Start 2021-07-17 @ 17:00:00.000
Actual Start 2021-07-17 @ 17:36:47.553
Finish Time 2021-07-17 @ 17:47:26.953
Track Length 2.4332mi.
Total Laps 169
Total Distance Covered 411.2259mi.

Session Fastest Lap History

NO	CL	NAME	LAP TIME	TIME OF DAY	LAP	VEHICLE
122	GPF	Rik BALLERINI	1:50.152	17:38:37.720	1	Suzuki RG570
122	GPF	Rik BALLERINI	1:45.454	17:40:23.172	2	Suzuki RG570

Session Leader History

NO	CL	NAME	FROM LAP	LAPS LED	DISTANCE	VEHICLE
122	GPF	Rik BALLERINI	1	6	14.59 miles	Suzuki RG570

Flag History

TYPE	TIME OF DAY
GREEN	17:36:47.553
FINISH	17:47:26.953

Flag Statistics

TYPE	COUNT	TOTAL LAPS	TOTAL TIME
Green	1	6	12:58.515
Red	0	0	0.000
Safety Car	0	0	0.000
FCY	0	0	0.000

BMCRC - MRO Championships 2021 - Rnd 4 @ Brands Hatch GP

Chilton Motors 250MZs & Blue Haze GPF

RACE 16 - STATISTICS

CLASS :

15 Starters

Fastest Lap History

NO	NAME	LAP TIME	TIME OF DAY	LAP	VEHICLE
75	Peter WOODALL	2:37.176	17:39:24.742	1	MZ ETZ 250
75	Peter WOODALL	1:53.786	17:41:18.528	2	MZ ETZ 250
95	Christopher ROGERS	1:53.732	17:41:18.577	2	MZ ETZ 250
75	Peter WOODALL	1:53.647	17:43:12.175	3	MZ ETZ 250
85	Andrew WALES	1:53.183	17:43:12.275	3	MZ ETZ 250
75	Peter WOODALL	1:52.985	17:48:52.905	6	MZ ETZ 250
85	Andrew WALES	1:52.704	17:48:53.116	6	MZ ETZ 250
81	Scott GRANT	1:52.544	17:48:53.135	6	MZ ETZ 250

Leader History

NO	NAME	FROM LAP	LAPS LED	DISTANCE	VEHICLE
75	Peter WOODALL	1	3	7.29 miles	MZ ETZ 250
95	Christopher ROGERS	4	1	2.43 miles	MZ ETZ 250
75	Peter WOODALL	5	2	4.86 miles	MZ ETZ 250

Weather / Track : Sunny / Dry

Results can be found at www.tsl-timing.com

Page 2 of 4

Brands Hatch GP
Circuit Length = 2.4332 miles
Start: 17:36 Flag 17:47 End: 17:49

Printed - 17:50 Saturday, 17 July 2021

BMCRC - MRO Championships 2021 - Rnd 4 @ Brands Hatch GP

Chilton Motors 250MZs & Blue Haze GPF

RACE 16 - STATISTICS

CLASS : R

6 Starters

Fastest Lap History

NO	NAME	LAP TIME	TIME OF DAY	LAP	VEHICLE
66	Graeme LEWIS	2:50.323	17:39:37.911	1	MZ ETZ 250
66	Graeme LEWIS	2:04.515	17:41:42.427	2	MZ ETZ 250
565	Louis KERSHAW	2:03.502	17:41:42.559	2	MZ ETZ 250
108	Ian KEEBLE	2:02.791	17:47:54.704	5	MZ ETC 250

Leader History

NO	NAME	FROM LAP	LAPS LED	DISTANCE	VEHICLE
66	Graeme LEWIS	1	2	4.86 miles	MZ ETZ 250
46	Steve BRIGDEN	3	1	2.43 miles	MZ ETZ 250
108	Ian KEEBLE	4	2	4.86 miles	MZ ETC 250

BMCRC - MRO Championships 2021 - Rnd 4 @ Brands Hatch GP

Chilton Motors 250MZs & Blue Haze GPF

RACE 16 - STATISTICS

CLASS : GPF

10 Starters

Fastest Lap History

NO	NAME	LAP TIME	TIME OF DAY	LAP	VEHICLE
122	Rik BALLERINI	1:50.152	17:38:37.720	1	Suzuki RG570
122	Rik BALLERINI	1:45.454	17:40:23.172	2	Suzuki RG570

Leader History

NO	NAME	FROM LAP	LAPS LED	DISTANCE	VEHICLE
122	Rik BALLERINI	1	6	14.59 miles	Suzuki RG570



BMCRC - MRO Championships 2021 - Rnd 4 @ Brands Hatch GP

Chilton Motors 250MZs & Blue Haze GPF

RACE 7 - GRID (7 Laps)

ROW 14	42	41	40	86 Justin ARBON						
ROW 13	39	4	James SEATH	38	74 Paul WHITBY	37	25 Stephen WIMBLE	2:05.204		
ROW 12	36	48	Richard PATIENT	1:57.864	35	67 Mark BAILEY	1:56.693	34	42 Martin PEARSON	1:56.581
ROW 11	33	199	Michael FROST	1:55.497	32	14 Denis HALIL	1:53.059	31	611 Paul WELCH	1:49.872
ROW 10	30	130	Ian MACKMAN	1:48.099	29	88 Michael STANLEY	1:47.097	28	122 Rik BALLERINI	1:45.454
ROW 9	27	26	25							
ROW 8	24	23	57 Tony BROWN	22	36 Joe BALDRY					
ROW 7	21	18	Sam PEARSON	2:17.852	20	94 Michael GLISSON	2:10.853	19	49 Andy MARKS	2:08.108
ROW 6	18	6	Paul ANSELL	2:08.104	17	66 Graeme LEWIS	2:04.515	16	565 Louis KERSHAW	2:03.502
ROW 5	15	46	Steve BRIGDEN	2:03.430	14	108 Ian KEEBLE	2:02.791	13	3 Max MAUD	2:02.498
ROW 4	12	38	Chris PETTET	2:02.219	11	56 Russell TURNER	2:01.832	10	41 Gary WILLIAMS	2:01.368
ROW 3	9	22	Simon FINCH	1:56.549	8	114 Ryan ANDERSON	1:56.166	7	96 Chris KENT	1:56.114
ROW 2	6	32	John ASHMEAD	1:56.000	5	69 Alexander MANN	1:54.032	4	95 Christopher ROGERS	1:53.174
ROW 1	3	75	Peter WOODALL	1:52.985	2	85 Andrew WALES	1:52.704	1	81 Scott GRANT	1:52.544
									Pole	

Brands Hatch GP

Circuit Length = 2.4332 miles

These results are provisional until the conclusion of any judicial and technical matters.

Clerk Of Course :	Stewards :	Timekeeper : Craig Smith
-------------------	------------	--------------------------

Results can be found at www.tsl-timing.com

Printed - 17:52 Saturday, 17 July 2021



BMCRC - MRO Championships 2021 - Rnd 4 @ Brands Hatch GP

Chilton Motors 250MZs

GAVIN SHERWOOD TROPHY 2021

POS	NO	CL	PIC NAME	ENTRY	TOTAL		RACE 1		RACE 2	
					LAPS	TIME	LAPS	TIME	LAPS	TIME
1	75		1 Peter WOODALL	MZ ETZ 250 - Online Lubricants	9	18:28.059	3	6:22.719	6	12:05.340
2	95		2 Christopher ROGERS	MZ ETZ 250 - CB Racing	9	18:28.852	3	6:22.801	6	12:06.051
3	85		3 Andrew WALES	MZ ETZ 250 - Illuminated Design LTD	9	18:29.801	3	6:24.272	6	12:05.529
4	81		4 Scott GRANT	MZ ETZ 250 - Katie, Mum and Dad	9	18:29.818	3	6:24.237	6	12:05.581
5	69		5 Alexander MANN	MZ TS 250 - HS RACING	9	18:35.822	3	6:25.540	6	12:10.282
6	32		6 John ASHMEAD	MZ ETZ 250 -	9	18:56.621	3	6:31.646	6	12:24.975
7	96		7 Chris KENT	MZ ETZ 250 - Powder House Coatings Ltd	9	19:00.318	3	6:35.488	6	12:24.830
8	114		8 Ryan ANDERSON	MZ ETZ 250 -	9	19:05.126	3	6:36.462	6	12:28.664
9	22		9 Simon FINCH	MZ ETZ 250 - BlueCloud Projects Ltd	9	19:05.635	3	6:37.365	6	12:28.270
10	41		10 Gary WILLIAMS	MZ ETZ 250 -	8	17:47.839	3	6:50.968	5	10:56.871
11	38		11 Chris PETTET	MZ ETZ 250 -	8	17:57.419	3	6:55.084	5	11:02.335
12	3		12 Max MAUD	MZ ETZ 250 -	8	17:57.955	3	6:55.132	5	11:02.823
13	46	R	1 Steve BRIGDEN	MZ ETZ 250 - SLB Consulting Ltd	8	18:09.659	3	7:01.713	5	11:07.946
14	66	R	2 Graeme LEWIS	MZ ETZ 250 -	8	18:20.051	3	7:05.166	5	11:14.885
15	6		13 Paul ANSELL	MZ ETZ 250 -	8	18:31.083	3	7:01.253	5	11:29.830
16	49	R	3 Andy MARKS	MZ ETZ 250 - Kingpin Components	8	18:36.231	3	7:05.647	5	11:30.584
17	18	R	4 Sam PEARSON	MZ ETZ 250 -	7	17:46.776	2	5:27.602	5	12:19.174
18	56		14 Russell TURNER	MZ ETZ 250 -	5	11:01.230	0		5	11:01.230
19	108	R	5 Ian KEEBLE	MZ ETC 250 -	5	11:07.115	0		5	11:07.115
20	36		15 Joe BALDRY	MZ ETZ 250 - Chilton Motors	3	6:38.201	3	6:38.201	0	
21	565	R	6 Louis KERSHAW	MZ ETZ 250 -	3	7:01.191	0		3	7:01.191
22	94		16 Michael GLISSON	MZ ETZ 250 -	2	5:10.847	0		2	5:10.847

Weather / Track : Sunny / Dry

These results are provisional until the conclusion of any judicial and technical matters.

Brands Hatch GP

Circuit Length = 2.4332 miles

Start: 17:36 Flag 17:47 End: 17:49

Clerk Of Course :	Stewards :	Timekeeper : Craig Smith
-------------------	------------	--------------------------

Results can be found at www.tsl-timing.com

Printed - 18:15 Saturday, 17 July 2021





BMCRC - MRO Championships 2021 - Rnd 4 @ Brands Hatch GP

Chilton Motors 250MZs & Blue Haze GPF

RACE 7 - CLASSIFICATION

POS	NO	CL	PIC NAME	ENTRY	LAPS	TIME	GAP	DIFF	MPH	BEST	ON
1	122	GPF	1 Rik BALLERINI	Suzuki RG570 - SCLS LTD, GECKO RACING, CAN	7	12:48.224			79.81	1:42.315	6
2	130	GPF	2 Ian MACKMAN	Aprilia RS 250 - 2 Machs Motorcycles	7	13:03.804	15.580	15.580	78.23	1:43.958	7
3	75		1 Peter WOODALL	MZ ETZ 250 - Online Lubricants	7	13:19.453	31.229	15.649	76.70	1:52.357	5
4	95		2 Christopher ROGERS	MZ ETZ 250 - CB Racing	7	13:19.536	31.312	0.083	76.69	1:52.347	5
5	81		3 Scott GRANT	MZ ETZ 250 - Katie, Mum and Dad	7	13:19.769	31.545	0.233	76.67	1:52.616	5
6	85		4 Andrew WALES	MZ ETZ 250 - Illuminated Design LTD	7	13:20.123	31.899	0.354	76.63	1:52.268	5
7	88	GPF	3 Michael STANLEY	Yamaha TZR 250 -	7	13:23.885	35.661	3.762	76.27	1:46.898	7
8	96		5 Chris KENT	MZ ETZ 250 - Powder House Coatings Ltd	7	13:32.394	44.170	8.509	75.47	1:54.555	5
9	69		6 Alexander MANN	MZ TS 250 - HS RACING	7	13:32.427	44.203	0.033	75.47	1:54.562	5
10	611	GPF	4 Paul WELCH	Yamaha TZR250 -	7	13:32.985	44.761	0.558	75.42	1:48.955	5
11	32		7 John ASHMEAD	MZ ETZ 250 -	7	13:34.259	46.035	1.274	75.30	1:54.632	5
12	22		8 Simon FINCH	MZ ETZ 250 - BlueCloud Projects Ltd	7	13:46.016	57.792	11.757	74.23	1:55.900	5
13	36		9 Joe BALDRY	MZ ETZ 250 - Chilton Motors	7	14:01.112	1:12.888	15.096	72.90	1:58.347	6
14	114		10 Ryan ANDERSON	MZ ETZ 250 -	7	14:06.806	1:18.582	5.694	72.41	1:58.679	5
15	41		11 Gary WILLIAMS	MZ ETZ 250 -	7	14:14.806	1:26.582	8.000	71.73	2:00.524	7
16	199	GPF	5 Michael FROST	Yamaha TZR250 -	7	14:20.171	1:31.947	5.365	71.28	1:53.292	7
17	42	GPF	6 Martin PEARSON	Yamaha TZR250 - Viking Inspection	7	14:27.140	1:38.916	6.969	70.71	1:55.346	5
18	56		12 Russell TURNER	MZ ETZ 250 -	7	14:31.367	1:43.143	4.227	70.37	2:02.347	3
19	48	GPF	7 Richard PATIENT	Yamaha TZR250 -	7	14:33.946	1:45.722	2.579	70.16	1:57.014	5
20	108	R	1 Ian KEEBLE	MZ ETC 250 -	7	14:34.413	1:46.189	0.467	70.12	2:01.757	7
21	67	GPF	8 Mark BAILEY	Yamaha TZR250 -	7	14:34.495	1:46.271	0.082	70.11	1:56.568	5
22	38		13 Chris PETTET	MZ ETZ 250 -	7	14:35.492	1:47.268	0.997	70.03	2:02.792	6
23	565	R	2 Louis KERSHAW	MZ ETZ 250 -	7	14:40.795	1:52.571	5.303	69.61	2:03.243	5
24	66	R	3 Graeme LEWIS	MZ ETZ 250 -	7	14:40.870	1:52.646	0.075	69.61	2:03.547	2
25	6		14 Paul ANSELL	MZ ETZ 250 -	7	14:40.964	1:52.740	0.094	69.60	2:03.613	5
26	3		15 Max MAUD	MZ ETZ 250 -	7	14:41.293	1:53.069	0.329	69.57	2:03.544	5
27	46	R	4 Steve BRIGDEN	MZ ETZ 250 - SLB Consulting Ltd	6	12:48.131	1 Lap	1 Lap	68.42	2:05.357	6
28	94		16 Michael GLISSON	MZ ETZ 250 -	6	12:49.364	1 Lap	1.233	68.31	2:04.398	5
29	49	R	5 Andy MARKS	MZ ETZ 250 - Kingpin Components	6	13:02.058	1 Lap	12.694	67.20	2:06.662	3
30	25	GPF	9 Stephen WIMBLE	Yamaha TZR 250 - S.B.W Contractor	6	13:34.925	1 Lap	32.867	64.49	2:06.520	2
31	18	R	6 Sam PEARSON	MZ ETZ 250 -	6	14:12.393	1 Lap	37.468	61.66	2:18.101	5

FASTEST LAP

122	GPF	Rik BALLERINI	Suzuki RG570 - SCLS LTD, GECKO RACING, CAN	6	1:42.315	85.61 mph	137.78 kph
85		Andrew WALES	MZ ETZ 250 - Illuminated Design LTD	5	1:52.268	78.02 mph	125.57 kph
108	R	Ian KEEBLE	MZ ETC 250 -	7	2:01.757	71.94 mph	115.78 kph

Class GPF - 92.5% of Race Speed = 73.82 mph

Class - 92.5% of Race Speed = 70.94 mph

Class R - 92.5% of Race Speed = 64.86 mph

Brands Hatch GP: 2.4332 miles

Race Distance: 7 Laps / 17.03 miles

Start: 12:39 Flag 12:52 End: 12:54

Weather / Track : Sunny / Dry

These results are provisional until the conclusion of any judicial and technical matters.

Clerk Of Course :	Stewards :	Timekeeper : Craig Smith
-------------------	------------	--------------------------

Results can be found at www.tsl-timing.com

Printed - 12:55 Sunday, 18 July 2021



BMCRC - MRO Championships 2021 - Rnd 4 @ Brands Hatch GP

Chilton Motors 250MZs & Blue Haze GPF

RACE 7 - LAP CHART

LAP 1 @ 12:41:39.771		
NO	BEHIND	LAP TIME

81		1:59.083
75	0.082	1:59.165
69	1.131	2:00.214
85	1.289	2:00.372
95	1.389	2:00.472
96	2.184	2:01.267
32	2.271	2:01.354
22	6.700	2:05.783
114	7.023	2:06.106
36	8.041	2:07.124
41	8.929	2:08.012
56	12.212	2:11.295
3	13.331	2:12.414
66	13.507	2:12.590
108	13.589	2:12.672
38	13.973	2:13.056
6	14.183	2:13.266
46	15.741	2:14.824
565	16.780	2:15.863
94	17.015	2:16.098
49	17.817	2:16.900
122	30.272	2:29.355
18	30.979	2:30.062
130	32.787	2:31.870
88	36.322	2:35.405
611	36.512	2:35.595
42	45.909	2:44.992
199	46.136	2:45.219
48	47.034	2:46.117
67	47.448	2:46.531
25	55.794	2:54.877

LAP 2 @ 12:43:33.669		
NO	BEHIND	LAP TIME

81		1:53.898
75	0.104	1:53.920
85	0.574	1:53.183
95	0.622	1:53.131
69	2.890	1:55.657
96	2.937	1:54.651
32	4.046	1:55.673
22	8.745	1:55.943
114	12.992	1:59.867
36	13.546	1:59.403
41	16.826	2:01.795
122	21.339	1:44.965
56	22.346	2:04.032
66	23.156	2:03.547
3	24.126	2:04.693
108	24.392	2:04.701
38	24.555	2:04.480
6	24.915	2:04.630
130	25.349	1:46.460
565	29.197	2:06.315
46	30.197	2:08.354
88	30.856	1:48.432
94	31.275	2:08.158
49	31.430	2:07.511
611	31.857	1:49.243
42	50.867	1:58.856
199	51.097	1:58.859
48	51.459	1:58.323

67	52.342	1:58.792
18	58.231	2:21.150
25	1:08.416	2:06.520

LAP 3 @ 12:45:27.650		
NO	BEHIND	LAP TIME

75		1:53.877
81	0.097	1:54.078
95	0.121	1:53.480
85	0.377	1:53.784
96	4.651	1:55.695
69	4.694	1:55.785
32	5.418	1:55.353
122	10.107	1:42.749
22	11.759	1:56.995
130	16.880	1:45.512
36	19.286	1:59.721
114	19.405	2:00.394
41	24.135	2:01.290
88	26.456	1:49.581
611	28.268	1:50.392
56	30.712	2:02.347
66	33.087	2:03.912
108	35.137	2:04.726
3	35.226	2:05.081
38	35.604	2:05.030
6	35.698	2:04.764
565	39.671	2:04.455
46	43.716	2:07.500
94	43.770	2:06.476
49	44.111	2:06.662
42	54.730	1:57.844
199	55.405	1:58.289
48	55.493	1:58.015
67	56.285	1:57.924
25	1:22.711	2:08.276
18	1:27.836	2:23.586

LAP 4 @ 12:47:20.604		
NO	BEHIND	LAP TIME

122		1:42.847
81	1.411	1:54.268
75	1.724	1:54.678
95	1.806	1:54.639
85	2.130	1:54.707
69	7.238	1:55.498
96	7.328	1:55.631
32	7.825	1:55.361
130	9.107	1:45.181
22	15.347	1:56.542
88	22.956	1:49.454
611	24.488	1:49.174
36	25.046	1:58.714
114	26.487	2:00.036
41	32.430	2:01.249
56	40.916	2:03.158
38	46.242	2:03.592
66	46.510	2:06.377
108	46.599	2:04.416
3	47.023	2:04.751
6	47.327	2:04.583
565	49.962	2:03.245
46	57.349	2:06.587
199	58.689	1:56.238

94	59.019	2:08.203
42	59.343	1:57.567
48	1:00.225	1:57.686
67	1:01.093	1:57.762
49	1:01.199	2:10.042
25	1:37.970	2:08.213

LAP 5 @ 12:49:03.531		
NO	BEHIND	LAP TIME

122		1:42.927
81	11.100	1:52.616
75	11.154	1:52.357
95	11.226	1:52.347
85	11.471	1:52.268
130	11.967	1:45.787
18	1 Lap	2:20.056
69	18.873	1:54.562
96	18.956	1:54.555
32	19.530	1:54.632
88	27.138	1:47.109
22	28.320	1:55.900
611	30.516	1:48.955
36	40.712	1:58.593
114	42.239	1:58.679
41	50.412	2:00.909
56	1:01.093	2:03.104
108	1:06.491	2:02.819
38	1:06.760	2:03.445
66	1:07.585	2:04.002
3	1:07.640	2:03.544
6	1:08.013	2:03.613
199	1:09.812	1:54.050
565	1:10.278	2:03.243
42	1:11.762	1:55.346
48	1:14.312	1:57.014
67	1:14.734	1:56.568
46	1:19.931	2:05.509
94	1:20.490	2:04.398
49	1:30.334	2:12.062

LAP 6 @ 12:50:45.846		
NO	BEHIND	LAP TIME

122		1:42.315
130	14.688	1:45.036
25	1 Lap	2:08.519
81	21.679	1:52.894
75	21.684	1:52.845
95	21.776	1:52.865
85	21.939	1:52.783
88	31.829	1:47.006
96	32.135	1:55.494
69	32.222	1:55.664
32	32.710	1:55.495
611	37.525	1:49.324
22	44.081	1:58.076
18	1 Lap	2:18.101
36	56.744	1:58.347
114	59.443	1:59.519
41	1:09.124	2:01.027
199	1:21.721	1:54.224
56	1:22.143	2:03.365
42	1:25.820	1:56.373
38	1:27.237	2:02.792
108	1:27.498	2:03.322

66	1:29.668	2:04.398
48	1:30.056	1:58.059
6	1:30.204	2:04.506
3	1:30.378	2:05.053
67	1:30.467	1:58.048
565	1:31.668	2:03.705
46	1:42.973	2:05.357

LAP 7 @ 12:52:28.912		
NO	BEHIND	LAP TIME

122		1:43.066
94	1 Lap	2:06.031
49	1 Lap	2:08.881
130	15.580	1:43.958
75	31.229	1:52.611
95	31.312	1:52.602
81	31.545	1:52.932
85	31.899	1:53.026
88	35.661	1:46.898
96	44.170	1:55.101
69	44.203	1:55.047
611	44.761	1:50.302
32	46.035	1:56.391
25	1 Lap	2:08.520
22	57.792	1:56.777
36	1:12.888	1:59.210
114	1:18.582	2:02.205
18	1 Lap	2:19.438
41	1:26.582	2:00.524
199	1:31.947	1:53.292
42	1:38.916	1:56.162
56	1:43.143	2:04.066
48	1:45.722	1:58.732
108	1:46.189	2:01.757
67	1:46.271	1:58.870
38	1:47.268	2:03.097
565	1:52.571	2:03.969
66	1:52.646	2:06.044
6	1:52.740	2:05.602
3	1:53.069	2:05.757

Weather / Track : Sunny / Dry

Brands Hatch GP
Circuit Length = 2.4332 miles
Start: 12:39 Flag 12:52 End: 12:54

Results can be found at www.tsl-timing.com

Printed - 12:55 Sunday, 18 July 2021

BMCRC - MRO Championships 2021 - Rnd 4 @ Brands Hatch GP

Chilton Motors 250MZs & Blue Haze GPF

RACE 7 - SECTOR ANALYSIS



SECTOR 1 = FL to I1, SECTOR 2 = I1 to I2, SECTOR 3 = I2 to FL, DIFF = Difference To Personal Best Lap, P = Crossed Finish Line in Pit Lane, D = Time Disallowed

P1 122 GPF		Rik BALLERINI		Suzuki RG570 - SCLS LTD, GECKO RACING, CAMBRIDGE MK			
IDEAL LAP TIME : 1:41.978		BEST LAP TIME : 1:42.315		DIFFERENCE : 0.337			
LAP	SECTOR 1	SECTOR 2	SECTOR 3	LAP TIME	MPH	DIFF	TIME OF DAY
1 -		45.884	24.591	2:29.355	58.65	47.040	12:42:10.043
2 -	32.503	47.323	25.139	1:44.965	83.45	2.650	12:43:55.008
3 -	32.291	45.969	24.489	1:42.749 (2)	85.25	0.434	12:45:37.757
4 -	32.315	46.016	24.516	1:42.847 (3)	85.17	0.532	12:47:20.604
5 -	32.174	46.390	24.363	1:42.927	85.10	0.612	12:49:03.531
6 -	32.511	45.490	24.314	1:42.315 (1)	85.61		12:50:45.846
7 -	32.356	45.927	24.783	1:43.066	84.99	0.751	12:52:28.912

P2 130 GPF		Ian MACKMAN		Aprilia RS 250 - 2 Machs Motorcycles			
IDEAL LAP TIME : 1:43.958		BEST LAP TIME : 1:43.958		DIFFERENCE : 0.000			
LAP	SECTOR 1	SECTOR 2	SECTOR 3	LAP TIME	MPH	DIFF	TIME OF DAY
1 -		47.261	25.019	2:31.870	57.67	47.912	12:42:12.558
2 -	33.480	47.187	25.793	1:46.460	82.28	2.502	12:43:59.018
3 -	33.523	46.888	25.101	1:45.512	83.02	1.554	12:45:44.530
4 -	32.842	47.199	25.140	1:45.181 (3)	83.28	1.223	12:47:29.711
5 -	33.315	47.357	25.115	1:45.787	82.80	1.829	12:49:15.498
6 -	33.273	46.723	25.040	1:45.036 (2)	83.39	1.078	12:51:00.534
7 -	32.699	46.253	25.006	1:43.958 (1)	84.26		12:52:44.492

P3 75		Peter WOODALL		MZ ETZ 250 - Online Lubricants			
IDEAL LAP TIME : 1:52.247		BEST LAP TIME : 1:52.357		DIFFERENCE : 0.110			
LAP	SECTOR 1	SECTOR 2	SECTOR 3	LAP TIME	MPH	DIFF	TIME OF DAY
1 -			27.508	1:59.165	73.51	6.808	12:41:39.853
2 -	34.961	51.136	27.823	1:53.920	76.89	1.563	12:43:33.773
3 -	35.131	50.684	28.062	1:53.877	76.92	1.520	12:45:27.650
4 -	35.345	51.793	27.540	1:54.678	76.38	2.321	12:47:22.328
5 -	34.831	50.075	27.451	1:52.357 (1)	77.96		12:49:14.685
6 -	34.751	50.596	27.498	1:52.845 (3)	77.62	0.488	12:51:07.530
7 -	34.901	50.289	27.421	1:52.611 (2)	77.78	0.254	12:53:00.141

P4 95		Christopher ROGERS		MZ ETZ 250 - CB Racing			
IDEAL LAP TIME : 1:52.242		BEST LAP TIME : 1:52.347		DIFFERENCE : 0.105			
LAP	SECTOR 1	SECTOR 2	SECTOR 3	LAP TIME	MPH	DIFF	TIME OF DAY
1 -			27.517	2:00.472	72.71	8.125	12:41:41.160
2 -	35.396	50.550	27.185	1:53.131	77.43	0.784	12:43:34.291
3 -	35.399	50.675	27.406	1:53.480	77.19	1.133	12:45:27.771
4 -	35.405	51.630	27.604	1:54.639	76.41	2.292	12:47:22.410
5 -	34.897	50.160	27.290	1:52.347 (1)	77.97		12:49:14.757
6 -	35.108	50.475	27.282	1:52.865 (3)	77.61	0.518	12:51:07.622
7 -	34.929	50.301	27.372	1:52.602 (2)	77.79	0.255	12:53:00.224

P5 81		Scott GRANT		MZ ETZ 250 - Katie, Mum and Dad			
IDEAL LAP TIME : 1:52.206		BEST LAP TIME : 1:52.616		DIFFERENCE : 0.410			
LAP	SECTOR 1	SECTOR 2	SECTOR 3	LAP TIME	MPH	DIFF	TIME OF DAY
1 -			27.539	1:59.083	73.56	6.467	12:41:39.771
2 -	34.948	51.485	27.465	1:53.898	76.90	1.282	12:43:33.669
3 -	35.190	51.012	27.876	1:54.078	76.78	1.462	12:45:27.747
4 -	35.419	51.448	27.401	1:54.268	76.66	1.652	12:47:22.015
5 -	34.554	50.393	27.669	1:52.616 (1)	77.78		12:49:14.631
6 -	35.189	50.388	27.317	1:52.894 (2)	77.59	0.278	12:51:07.525
7 -	34.501	51.045	27.386	1:52.932 (3)	77.56	0.316	12:53:00.457

Weather / Track : Sunny / Dry

Brands Hatch GP
Circuit Length = 2.4332 miles
Start: 12:39 Flag 12:52 End: 12:54

BMCRC - MRO Championships 2021 - Rnd 4 @ Brands Hatch GP

Chilton Motors 250MZs & Blue Haze GPF

RACE 7 - SECTOR ANALYSIS



SECTOR 1 = FL to I1, SECTOR 2 = I1 to I2, SECTOR 3 = I2 to FL, DIFF = Difference To Personal Best Lap, P = Crossed Finish Line in Pit Lane, D = Time Disallowed

P6 85 Andrew WALES		MZ ETZ 250 - Illuminated Design LTD					
IDEAL LAP TIME : 1:52.051		BEST LAP TIME : 1:52.268		DIFFERENCE : 0.217			
LAP	SECTOR 1	SECTOR 2	SECTOR 3	LAP TIME	MPH	DIFF	TIME OF DAY
1 -			27.439	2:00.372	72.77	8.104	12:41:41.060
2 -	34.726	50.849	27.608	1:53.183	77.39	0.915	12:43:34.243
3 -	35.286	51.107	27.391	1:53.784	76.98	1.516	12:45:28.027
4 -	35.561	51.408	27.738	1:54.707	76.36	2.439	12:47:22.734
5 -	34.793	50.354	27.121	1:52.268 (1)	78.02		12:49:15.002
6 -	35.238	50.427	27.118	1:52.783 (2)	77.66	0.515	12:51:07.785
7 -	35.202	50.853	26.971	1:53.026 (3)	77.50	0.758	12:53:00.811

P7 88 GPF Michael STANLEY		Yamaha TZR 250 -					
IDEAL LAP TIME : 1:46.659		BEST LAP TIME : 1:46.898		DIFFERENCE : 0.239			
LAP	SECTOR 1	SECTOR 2	SECTOR 3	LAP TIME	MPH	DIFF	TIME OF DAY
1 -		48.662	26.204	2:35.405	56.36	48.507	12:42:16.093
2 -	33.780	48.692	25.960	1:48.432	80.78	1.534	12:44:04.525
3 -	34.623	49.029	25.929	1:49.581	79.93	2.683	12:45:54.106
4 -	34.295	49.228	25.931	1:49.454	80.03	2.556	12:47:43.560
5 -	33.307	48.033	25.769	1:47.109 (3)	81.78	0.211	12:49:30.669
6 -	33.122	48.109	25.775	1:47.006 (2)	81.86	0.108	12:51:17.675
7 -	33.212	48.182	25.504	1:46.898 (1)	81.94		12:53:04.573

P8 96 Chris KENT		MZ ETZ 250 - Powder House Coatings Ltd					
IDEAL LAP TIME : 1:54.181		BEST LAP TIME : 1:54.555		DIFFERENCE : 0.374			
LAP	SECTOR 1	SECTOR 2	SECTOR 3	LAP TIME	MPH	DIFF	TIME OF DAY
1 -			27.720	2:01.267	72.23	6.712	12:41:41.955
2 -	35.153	51.537	27.961	1:54.651 (2)	76.40	0.096	12:43:36.606
3 -	35.523	52.177	27.995	1:55.695	75.71	1.140	12:45:32.301
4 -	35.737	51.601	28.293	1:55.631	75.75	1.076	12:47:27.932
5 -	35.527	51.494	27.534	1:54.555 (1)	76.46		12:49:22.487
6 -	35.490	51.945	28.059	1:55.494	75.84	0.939	12:51:17.981
7 -	35.484	51.498	28.119	1:55.101 (3)	76.10	0.546	12:53:13.082

P9 69 Alexander MANN		MZ TS 250 - HS RACING					
IDEAL LAP TIME : 1:54.225		BEST LAP TIME : 1:54.562		DIFFERENCE : 0.337			
LAP	SECTOR 1	SECTOR 2	SECTOR 3	LAP TIME	MPH	DIFF	TIME OF DAY
1 -			27.585	2:00.214	72.86	5.652	12:41:40.902
2 -	35.515	52.120	28.022	1:55.657	75.73	1.095	12:43:36.559
3 -	35.563	52.133	28.089	1:55.785	75.65	1.223	12:45:32.344
4 -	35.953	51.833	27.712	1:55.498 (3)	75.84	0.936	12:47:27.842
5 -	35.167	51.671	27.724	1:54.562 (1)	76.46		12:49:22.404
6 -	35.740	52.121	27.803	1:55.664	75.73	1.102	12:51:18.068
7 -	35.642	51.473	27.932	1:55.047 (2)	76.14	0.485	12:53:13.115

P10 611 GPF Paul WELCH		Yamaha TZR250 -					
IDEAL LAP TIME : 1:48.805		BEST LAP TIME : 1:48.955		DIFFERENCE : 0.150			
LAP	SECTOR 1	SECTOR 2	SECTOR 3	LAP TIME	MPH	DIFF	TIME OF DAY
1 -		48.682	26.563	2:35.595	56.29	46.640	12:42:16.283
2 -	34.390	48.834	26.019	1:49.243 (3)	80.18	0.288	12:44:05.526
3 -	34.687	49.745	25.960	1:50.392	79.35	1.437	12:45:55.918
4 -	34.214	48.930	26.030	1:49.174 (2)	80.23	0.219	12:47:45.092
5 -	34.168	48.832	25.955	1:48.955 (1)	80.39		12:49:34.047
6 -	34.375	48.869	26.080	1:49.324	80.12	0.369	12:51:23.371
7 -	34.742	48.934	26.626	1:50.302	79.41	1.347	12:53:13.673

Weather / Track : Sunny / Dry

Brands Hatch GP
Circuit Length = 2.4332 miles
Start: 12:39 Flag 12:52 End: 12:54

BMCRC - MRO Championships 2021 - Rnd 4 @ Brands Hatch GP

Chilton Motors 250MZs & Blue Haze GPF

RACE 7 - SECTOR ANALYSIS



SECTOR 1 = FL to I1, SECTOR 2 = I1 to I2, SECTOR 3 = I2 to FL, DIFF = Difference To Personal Best Lap, P = Crossed Finish Line in Pit Lane, D = Time Disallowed

P11 32		John ASHMEAD		MZ ETZ 250 -			
IDEAL LAP TIME : 1:53.946		BEST LAP TIME : 1:54.632		DIFFERENCE : 0.686			
LAP	SECTOR 1	SECTOR 2	SECTOR 3	LAP TIME	MPH	DIFF	TIME OF DAY
1 -			27.287	2:01.354	72.18	6.722	12:41:42.042
2 -	36.198	51.672	27.803	1:55.673	75.72	1.041	12:43:37.715
3 -	35.482	52.162	27.709	1:55.353 (2)	75.93	0.721	12:45:33.068
4 -	35.601	51.725	28.035	1:55.361 (3)	75.93	0.729	12:47:28.429
5 -	35.719	51.177	27.736	1:54.632 (1)	76.41		12:49:23.061
6 -	35.600	52.040	27.855	1:55.495	75.84	0.863	12:51:18.556
7 -	35.775	52.318	28.298	1:56.391	75.26	1.759	12:53:14.947

P12 22		Simon FINCH		MZ ETZ 250 - BlueCloud Projects Ltd			
IDEAL LAP TIME : 1:55.404		BEST LAP TIME : 1:55.900		DIFFERENCE : 0.496			
LAP	SECTOR 1	SECTOR 2	SECTOR 3	LAP TIME	MPH	DIFF	TIME OF DAY
1 -			28.158	2:05.783	69.64	9.883	12:41:46.471
2 -	35.802	51.871	28.270	1:55.943 (2)	75.55	0.043	12:43:42.414
3 -	36.329	52.522	28.144	1:56.995	74.87	1.095	12:45:39.409
4 -	36.098	52.408	28.036	1:56.542 (3)	75.16	0.642	12:47:35.951
5 -	36.183	51.986	27.731	1:55.900 (1)	75.58		12:49:31.851
6 -	36.323	52.746	29.007	1:58.076	74.18	2.176	12:51:29.927
7 -	36.365	52.300	28.112	1:56.777	75.01	0.877	12:53:26.704

P13 36		Joe BALDRY		MZ ETZ 250 - Chilton Motors			
IDEAL LAP TIME : 1:57.704		BEST LAP TIME : 1:58.347		DIFFERENCE : 0.643			
LAP	SECTOR 1	SECTOR 2	SECTOR 3	LAP TIME	MPH	DIFF	TIME OF DAY
1 -			28.418	2:07.124	68.90	8.777	12:41:47.812
2 -	36.305	54.277	28.821	1:59.403	73.36	1.056	12:43:47.215
3 -	36.811	54.134	28.776	1:59.721	73.16	1.374	12:45:46.936
4 -	36.405	53.501	28.808	1:58.714 (3)	73.78	0.367	12:47:45.650
5 -	36.379	52.981	29.233	1:58.593 (2)	73.86	0.246	12:49:44.243
6 -	36.397	53.089	28.861	1:58.347 (1)	74.01		12:51:42.590
7 -	36.545	53.586	29.079	1:59.210	73.48	0.863	12:53:41.800

P14 114		Ryan ANDERSON		MZ ETZ 250 -			
IDEAL LAP TIME : 1:58.125		BEST LAP TIME : 1:58.679		DIFFERENCE : 0.554			
LAP	SECTOR 1	SECTOR 2	SECTOR 3	LAP TIME	MPH	DIFF	TIME OF DAY
1 -			28.177	2:06.106	69.46	7.427	12:41:46.794
2 -	37.246	53.788	28.833	1:59.867 (3)	73.07	1.188	12:43:46.661
3 -	37.576	54.477	28.341	2:00.394	72.75	1.715	12:45:47.055
4 -	36.767	54.137	29.132	2:00.036	72.97	1.357	12:47:47.091
5 -	36.560	53.388	28.731	1:58.679 (1)	73.81		12:49:45.770
6 -	36.723	53.715	29.081	1:59.519 (2)	73.29	0.840	12:51:45.289
7 -	36.925	55.842	29.438	2:02.205	71.68	3.526	12:53:47.494

P15 41		Gary WILLIAMS		MZ ETZ 250 -			
IDEAL LAP TIME : 2:00.082		BEST LAP TIME : 2:00.524		DIFFERENCE : 0.442			
LAP	SECTOR 1	SECTOR 2	SECTOR 3	LAP TIME	MPH	DIFF	TIME OF DAY
1 -			28.620	2:08.012	68.42	7.488	12:41:48.700
2 -	37.359	55.286	29.150	2:01.795	71.92	1.271	12:43:50.495
3 -	37.399	54.590	29.301	2:01.290	72.22	0.766	12:45:51.785
4 -	37.325	54.512	29.412	2:01.249	72.24	0.725	12:47:53.034
5 -	37.291	54.367	29.251	2:00.909 (2)	72.44	0.385	12:49:53.943
6 -	37.188	54.557	29.282	2:01.027 (3)	72.37	0.503	12:51:54.970
7 -	37.095	54.532	28.897	2:00.524 (1)	72.68		12:53:55.494

Weather / Track : Sunny / Dry

Brands Hatch GP

Circuit Length = 2.4332 miles

Start: 12:39 Flag 12:52 End: 12:54

BMCRC - MRO Championships 2021 - Rnd 4 @ Brands Hatch GP

Chilton Motors 250MZs & Blue Haze GPF

RACE 7 - SECTOR ANALYSIS



SECTOR 1 = FL to I1, SECTOR 2 = I1 to I2, SECTOR 3 = I2 to FL, DIFF = Difference To Personal Best Lap, P = Crossed Finish Line in Pit Lane, D = Time Disallowed

P16 199 GPF Michael FROST		Yamaha TZR250 -					
IDEAL LAP TIME : 1:52.912		BEST LAP TIME : 1:53.292		DIFFERENCE : 0.380			
LAP	SECTOR 1	SECTOR 2	SECTOR 3	LAP TIME	MPH	DIFF	TIME OF DAY
1 -		53.387	27.915	2:45.219	53.01	51.927	12:42:25.907
2 -	36.672	53.355	28.832	1:58.859	73.69	5.567	12:44:24.766
3 -	37.414	52.589	28.286	1:58.289	74.05	4.997	12:46:23.055
4 -	36.573	51.969	27.696	1:56.238	75.36	2.946	12:48:19.293
5 -	35.947	51.366	26.737	1:54.050 (2)	76.80	0.758	12:50:13.343
6 -	35.678	51.482	27.064	1:54.224 (3)	76.69	0.932	12:52:07.567
7 -	35.444	50.731	27.117	1:53.292 (1)	77.32		12:54:00.859

P17 42 GPF Martin PEARSON		Yamaha TZR250 - Viking Inspection					
IDEAL LAP TIME : 1:55.244		BEST LAP TIME : 1:55.346		DIFFERENCE : 0.102			
LAP	SECTOR 1	SECTOR 2	SECTOR 3	LAP TIME	MPH	DIFF	TIME OF DAY
1 -		52.970	28.305	2:44.992	53.09	49.646	12:42:25.680
2 -	36.708	54.057	28.091	1:58.856	73.70	3.510	12:44:24.536
3 -	36.999	53.003	27.842	1:57.844	74.33	2.498	12:46:22.380
4 -	37.019	52.860	27.688	1:57.567	74.50	2.221	12:48:19.947
5 -	36.522	51.440	27.384	1:55.346 (1)	75.94		12:50:15.293
6 -	36.515	52.545	27.313	1:56.373 (3)	75.27	1.027	12:52:11.666
7 -	36.491	52.065	27.606	1:56.162 (2)	75.41	0.816	12:54:07.828

P18 56 Russell TURNER		MZ ETZ 250 -					
IDEAL LAP TIME : 2:02.131		BEST LAP TIME : 2:02.347		DIFFERENCE : 0.216			
LAP	SECTOR 1	SECTOR 2	SECTOR 3	LAP TIME	MPH	DIFF	TIME OF DAY
1 -			29.931	2:11.295	66.71	8.948	12:41:51.983
2 -	37.758	56.355	29.919	2:04.032	70.62	1.685	12:43:56.015
3 -	37.331	55.283	29.733	2:02.347 (1)	71.59		12:45:58.362
4 -	37.115	56.062	29.981	2:03.158 (3)	71.12	0.811	12:48:01.520
5 -	37.666	55.339	30.099	2:03.104 (2)	71.15	0.757	12:50:04.624
6 -	37.796	55.794	29.775	2:03.365	71.00	1.018	12:52:07.989
7 -	38.015	56.170	29.881	2:04.066	70.60	1.719	12:54:12.055

P19 48 GPF Richard PATIENT		Yamaha TZR250 -					
IDEAL LAP TIME : 1:56.499		BEST LAP TIME : 1:57.014		DIFFERENCE : 0.515			
LAP	SECTOR 1	SECTOR 2	SECTOR 3	LAP TIME	MPH	DIFF	TIME OF DAY
1 -		53.586	27.988	2:46.117	52.73	49.103	12:42:26.805
2 -	36.507	53.572	28.244	1:58.323	74.03	1.309	12:44:25.128
3 -	37.564	52.697	27.754	1:58.015 (3)	74.22	1.001	12:46:23.143
4 -	37.287	52.428	27.971	1:57.686 (2)	74.43	0.672	12:48:20.829
5 -	36.873	52.238	27.903	1:57.014 (1)	74.86		12:50:17.843
6 -	36.966	52.735	28.358	1:58.059	74.19	1.045	12:52:15.902
7 -	37.887	53.079	27.766	1:58.732	73.77	1.718	12:54:14.634

P20 108 R Ian KEEBLE		MZ ETC 250 -					
IDEAL LAP TIME : 2:01.757		BEST LAP TIME : 2:01.757		DIFFERENCE : 0.000			
LAP	SECTOR 1	SECTOR 2	SECTOR 3	LAP TIME	MPH	DIFF	TIME OF DAY
1 -			29.409	2:12.672	66.02	10.915	12:41:53.360
2 -	38.571	55.802	30.328	2:04.701	70.24	2.944	12:43:58.061
3 -	38.408	56.572	29.746	2:04.726	70.23	2.969	12:46:02.787
4 -	37.859	55.839	30.718	2:04.416	70.40	2.659	12:48:07.203
5 -	37.809	55.373	29.637	2:02.819 (2)	71.32	1.062	12:50:10.022
6 -	37.996	56.023	29.303	2:03.322 (3)	71.03	1.565	12:52:13.344
7 -	37.780	54.834	29.143	2:01.757 (1)	71.94		12:54:15.101

Weather / Track : Sunny / Dry

Brands Hatch GP

Circuit Length = 2.4332 miles

Start: 12:39 Flag 12:52 End: 12:54

BMCRC - MRO Championships 2021 - Rnd 4 @ Brands Hatch GP

Chilton Motors 250MZs & Blue Haze GPF

RACE 7 - SECTOR ANALYSIS



SECTOR 1 = FL to I1, SECTOR 2 = I1 to I2, SECTOR 3 = I2 to FL, DIFF = Difference To Personal Best Lap, P = Crossed Finish Line in Pit Lane, D = Time Disallowed

P21 67 GPF		Mark BAILEY		Yamaha TZR250 -			
IDEAL LAP TIME : 1:56.568		BEST LAP TIME : 1:56.568		DIFFERENCE : 0.000			
LAP	SECTOR 1	SECTOR 2	SECTOR 3	LAP TIME	MPH	DIFF	TIME OF DAY
1 -		53.437	28.134	2:46.531	52.60	49.963	12:42:27.219
2 -	36.575	53.760	28.457	1:58.792	73.74	2.224	12:44:26.011
3 -	37.034	52.993	27.897	1:57.924 (3)	74.28	1.356	12:46:23.935
4 -	36.915	52.826	28.021	1:57.762 (2)	74.38	1.194	12:48:21.697
5 -	36.338	52.377	27.853	1:56.568 (1)	75.14		12:50:18.265
6 -	36.863	53.327	27.858	1:58.048	74.20	1.480	12:52:16.313
7 -	37.641	53.123	28.106	1:58.870	73.69	2.302	12:54:15.183

P22 38		Chris PETTET		MZ ETZ 250 -			
IDEAL LAP TIME : 2:02.225		BEST LAP TIME : 2:02.792		DIFFERENCE : 0.567			
LAP	SECTOR 1	SECTOR 2	SECTOR 3	LAP TIME	MPH	DIFF	TIME OF DAY
1 -			29.565	2:13.056	65.83	10.264	12:41:53.744
2 -	38.732	55.303	30.445	2:04.480	70.37	1.688	12:43:58.224
3 -	38.271	56.686	30.073	2:05.030	70.06	2.238	12:46:03.254
4 -	37.763	55.298	30.531	2:03.592	70.87	0.800	12:48:06.846
5 -	37.779	56.239	29.427	2:03.445 (3)	70.96	0.653	12:50:10.291
6 -	38.047	55.243	29.502	2:02.792 (1)	71.33		12:52:13.083
7 -	38.360	55.035	29.702	2:03.097 (2)	71.16	0.305	12:54:16.180

P23 565 R		Louis KERSHAW		MZ ETZ 250 -			
IDEAL LAP TIME : 2:02.404		BEST LAP TIME : 2:03.243		DIFFERENCE : 0.839			
LAP	SECTOR 1	SECTOR 2	SECTOR 3	LAP TIME	MPH	DIFF	TIME OF DAY
1 -		56.297	29.923	2:15.863	64.47	12.620	12:41:56.551
2 -	38.658	57.030	30.627	2:06.315	69.34	3.072	12:44:02.866
3 -	38.200	56.151	30.104	2:04.455	70.38	1.212	12:46:07.321
4 -	37.984	55.114	30.147	2:03.245 (2)	71.07	0.002	12:48:10.566
5 -	38.033	55.441	29.769	2:03.243 (1)	71.07		12:50:13.809
6 -	38.203	56.196	29.306	2:03.705 (3)	70.81	0.462	12:52:17.514
7 -	38.229	55.772	29.968	2:03.969	70.66	0.726	12:54:21.483

P24 66 R		Graeme LEWIS		MZ ETZ 250 -			
IDEAL LAP TIME : 2:03.122		BEST LAP TIME : 2:03.547		DIFFERENCE : 0.425			
LAP	SECTOR 1	SECTOR 2	SECTOR 3	LAP TIME	MPH	DIFF	TIME OF DAY
1 -			29.744	2:12.590	66.06	9.043	12:41:53.278
2 -	38.059	55.610	29.878	2:03.547 (1)	70.90		12:43:56.825
3 -	37.768	55.944	30.200	2:03.912 (2)	70.69	0.365	12:46:00.737
4 -	38.239	57.176	30.962	2:06.377	69.31	2.830	12:48:07.114
5 -	38.304	55.841	29.857	2:04.002 (3)	70.64	0.455	12:50:11.116
6 -	38.170	56.402	29.826	2:04.398	70.41	0.851	12:52:15.514
7 -	38.572	57.064	30.408	2:06.044	69.49	2.497	12:54:21.558

P25 6		Paul ANSELL		MZ ETZ 250 -			
IDEAL LAP TIME : 2:03.131		BEST LAP TIME : 2:03.613		DIFFERENCE : 0.482			
LAP	SECTOR 1	SECTOR 2	SECTOR 3	LAP TIME	MPH	DIFF	TIME OF DAY
1 -			29.569	2:13.266	65.73	9.653	12:41:53.954
2 -	38.964	56.031	29.635	2:04.630	70.28	1.017	12:43:58.584
3 -	38.399	56.338	30.027	2:04.764	70.21	1.151	12:46:03.348
4 -	38.561	56.526	29.496	2:04.583 (3)	70.31	0.970	12:48:07.931
5 -	38.739	55.519	29.355	2:03.613 (1)	70.86		12:50:11.544
6 -	39.107	55.377	30.022	2:04.506 (2)	70.35	0.893	12:52:16.050
7 -	39.000	56.295	30.307	2:05.602	69.74	1.989	12:54:21.652

Weather / Track : Sunny / Dry

Brands Hatch GP
Circuit Length = 2.4332 miles
Start: 12:39 Flag 12:52 End: 12:54

BMCRC - MRO Championships 2021 - Rnd 4 @ Brands Hatch GP

Chilton Motors 250MZs & Blue Haze GPF

RACE 7 - SECTOR ANALYSIS



SECTOR 1 = FL to I1, SECTOR 2 = I1 to I2, SECTOR 3 = I2 to FL, DIFF = Difference To Personal Best Lap, P = Crossed Finish Line in Pit Lane, D = Time Disallowed

P26 3 Max MAUD		MZ ETZ 250 -					
IDEAL LAP TIME : 2:03.421		BEST LAP TIME : 2:03.544		DIFFERENCE : 0.123			
LAP	SECTOR 1	SECTOR 2	SECTOR 3	LAP TIME	MPH	DIFF	TIME OF DAY
1 -			30.100	2:12.414	66.15	8.870	12:41:53.102
2 -	38.273	56.101	30.319	2:04.693 (2)	70.25	1.149	12:43:57.795
3 -	38.269	56.759	30.053	2:05.081	70.03	1.537	12:46:02.876
4 -	38.482	56.116	30.153	2:04.751 (3)	70.21	1.207	12:48:07.627
5 -	38.392	55.593	29.559	2:03.544 (1)	70.90		12:50:11.171
6 -	39.287	56.198	29.568	2:05.053	70.04	1.509	12:52:16.224
7 -	38.971	57.202	29.584	2:05.757	69.65	2.213	12:54:21.981

P27 46 R Steve BRIGDEN		MZ ETZ 250 - SLB Consulting Ltd					
IDEAL LAP TIME : 2:05.071		BEST LAP TIME : 2:05.357		DIFFERENCE : 0.286			
LAP	SECTOR 1	SECTOR 2	SECTOR 3	LAP TIME	MPH	DIFF	TIME OF DAY
1 -			29.948	2:14.824	64.97	9.467	12:41:55.512
2 -	39.157	58.404	30.793	2:08.354	68.24	2.997	12:44:03.866
3 -	38.969	57.591	30.940	2:07.500	68.70	2.143	12:46:11.366
4 -	38.981	57.051	30.555	2:06.587 (3)	69.20	1.230	12:48:17.953
5 -	38.586	56.649	30.274	2:05.509 (2)	69.79	0.152	12:50:23.462
6 -	38.637	56.884	29.836	2:05.357 (1)	69.87		12:52:28.819

P28 94 Michael GLISSON		MZ ETZ 250 -					
IDEAL LAP TIME : 2:03.935		BEST LAP TIME : 2:04.398		DIFFERENCE : 0.463			
LAP	SECTOR 1	SECTOR 2	SECTOR 3	LAP TIME	MPH	DIFF	TIME OF DAY
1 -		56.869	30.766	2:16.098	64.36	11.700	12:41:56.786
2 -	38.285	58.303	31.570	2:08.158	68.35	3.760	12:44:04.944
3 -	39.284	56.225	30.967	2:06.476 (3)	69.26	2.078	12:46:11.420
4 -	39.208	58.005	30.990	2:08.203	68.32	3.805	12:48:19.623
5 -	38.748	55.420	30.230	2:04.398 (1)	70.41		12:50:24.021
6 -	38.726	56.747	30.558	2:06.031 (2)	69.50	1.633	12:52:30.052

P29 49 R Andy MARKS		MZ ETZ 250 - Kingpin Components					
IDEAL LAP TIME : 2:05.773		BEST LAP TIME : 2:06.662		DIFFERENCE : 0.889			
LAP	SECTOR 1	SECTOR 2	SECTOR 3	LAP TIME	MPH	DIFF	TIME OF DAY
1 -		57.293	30.749	2:16.900	63.98	10.238	12:41:57.588
2 -	39.489	56.625	31.397	2:07.511 (2)	68.69	0.849	12:44:05.099
3 -	38.827	56.859	30.976	2:06.662 (1)	69.15		12:46:11.761
4 -	39.425	56.735	33.882	2:10.042	67.36	3.380	12:48:21.803
5 -	39.808	1:01.857	30.397	2:12.062	66.33	5.400	12:50:33.865
6 -	39.686	56.549	32.646	2:08.881 (3)	67.96	2.219	12:52:42.746

P30 25 GPF Stephen WIMBLE		Yamaha TZR 250 - S.B.W Contractor					
IDEAL LAP TIME : 2:05.025		BEST LAP TIME : 2:06.520		DIFFERENCE : 1.495			
LAP	SECTOR 1	SECTOR 2	SECTOR 3	LAP TIME	MPH	DIFF	TIME OF DAY
1 -		56.248	30.676	2:54.877	50.09	48.357	12:42:35.565
2 -	38.466	57.127	30.927	2:06.520 (1)	69.23		12:44:42.085
3 -	39.981	57.984	30.311	2:08.276 (3)	68.28	1.756	12:46:50.361
4 -	39.597	57.572	31.044	2:08.213 (2)	68.32	1.693	12:48:58.574
5 -	39.326	57.744	31.449	2:08.519	68.15	1.999	12:51:07.093
6 -	39.834	57.438	31.248	2:08.520	68.15	2.000	12:53:15.613

BMCRC - MRO Championships 2021 - Rnd 4 @ Brands Hatch GP

Chilton Motors 250MZs & Blue Haze GPF

RACE 7 - SECTOR ANALYSIS



SECTOR 1 = FL to I1, SECTOR 2 = I1 to I2, SECTOR 3 = I2 to FL, DIFF = Difference To Personal Best Lap, P = Crossed Finish Line in Pit Lane, D = Time Disallowed

P31 18 R		Sam PEARSON		MZ ETZ 250 -			
IDEAL LAP TIME : 2:18.101		BEST LAP TIME : 2:18.101		DIFFERENCE : 0.000			
LAP	SECTOR 1	SECTOR 2	SECTOR 3	LAP TIME	MPH	DIFF	TIME OF DAY
1 -		1:02.740	34.528	2:30.062	58.37	11.961	12:42:10.750
2 -	43.292	1:03.612	34.246	2:21.150	62.06	3.049	12:44:31.900
3 -	44.148	1:05.149	34.289	2:23.586	61.00	5.485	12:46:55.486
4 -	43.421	1:02.437	34.198	2:20.056 (3)	62.54	1.955	12:49:15.542
5 -	42.910	1:02.014	33.177	2:18.101 (1)	63.43		12:51:33.643
6 -	42.912	1:03.126	33.400	2:19.438 (2)	62.82	1.337	12:53:53.081

BMCRC - MRO Championships 2021 - Rnd 4 @ Brands Hatch GP

Chilton Motors 250MZs & Blue Haze GPF

RACE 7 - BEST SECTORS

SECTOR 1			SECTOR 2			SECTOR 3			IDEAL / BEST COMPARISON						
POS	NO	NAME	TIME	NO	NAME	TIME	NO	NAME	TIME	POS	NO	NAME	IDEAL	BEST	DIFF
													PERFECT LAP	1:41.978	
1	122	BALLERINI	32.174	122	BALLERINI	45.490	122	BALLERINI	24.314	1	122	BALLERINI	1:41.978	1:42.315	0.337
2	130	MACKMAN	32.699	130	MACKMAN	46.253	130	MACKMAN	25.006	2	130	MACKMAN	1:43.958	1:43.958	0.000
3	88	STANLEY	33.122	88	STANLEY	48.033	88	STANLEY	25.504	3	88	STANLEY	1:46.659	1:46.898	0.239
4	611	WELCH	34.168	611	WELCH	48.682	611	WELCH	25.955	4	611	WELCH	1:48.805	1:48.955	0.150
5	81	GRANT	34.501	75	WOODALL	50.075	199	FROST	26.737	5	85	WALES	1:52.051	1:52.268	0.217
6	85	WALES	34.726	95	ROGERS	50.160	85	WALES	26.971	6	81	GRANT	1:52.206	1:52.616	0.410
7	75	WOODALL	34.751	85	WALES	50.354	95	ROGERS	27.185	7	95	ROGERS	1:52.242	1:52.347	0.105
8	95	ROGERS	34.897	81	GRANT	50.388	32	ASHMEAD	27.287	8	75	WOODALL	1:52.247	1:52.357	0.110
9	96	KENT	35.153	199	FROST	50.731	42	PEARSON	27.313	9	199	FROST	1:52.912	1:53.292	0.380
10	69	MANN	35.167	32	ASHMEAD	51.177	81	GRANT	27.317	10	32	ASHMEAD	1:53.946	1:54.632	0.686
11	199	FROST	35.444	42	PEARSON	51.440	75	WOODALL	27.421	11	96	KENT	1:54.181	1:54.555	0.374
12	32	ASHMEAD	35.482	69	MANN	51.473	96	KENT	27.534	12	69	MANN	1:54.225	1:54.562	0.337
13	22	FINCH	35.802	96	KENT	51.494	69	MANN	27.585	13	42	PEARSON	1:55.244	1:55.346	0.102
14	36	BALDRY	36.305	22	FINCH	51.871	22	FINCH	27.731	14	22	FINCH	1:55.404	1:55.900	0.496
15	67	BAILEY	36.338	48	PATIENT	52.238	48	PATIENT	27.754	15	48	PATIENT	1:56.499	1:57.014	0.515
16	42	PEARSON	36.491	67	BAILEY	52.377	67	BAILEY	27.853	16	67	BAILEY	1:56.568	1:56.568	0.000
17	48	PATIENT	36.507	36	BALDRY	52.981	114	ANDERSON	28.177	17	36	BALDRY	1:57.704	1:58.347	0.643
18	114	ANDERSON	36.560	114	ANDERSON	53.388	36	BALDRY	28.418	18	114	ANDERSON	1:58.125	1:58.679	0.554
19	41	WILLIAMS	37.095	41	WILLIAMS	54.367	41	WILLIAMS	28.620	19	41	WILLIAMS	2:00.082	2:00.524	0.442
20	56	TURNER	37.115	108	KEEBLE	54.834	108	KEEBLE	29.143	20	108	KEEBLE	2:01.757	2:01.757	0.000
21	38	PETTET	37.763	38	PETTET	55.035	565	KERSHAW	29.306	21	56	TURNER	2:02.131	2:02.347	0.216
22	66	LEWIS	37.768	565	KERSHAW	55.114	6	ANSELL	29.355	22	38	PETTET	2:02.225	2:02.792	0.567
23	108	KEEBLE	37.780	56	TURNER	55.283	38	PETTET	29.427	23	565	KERSHAW	2:02.404	2:03.243	0.839
24	565	KERSHAW	37.984	6	ANSELL	55.377	3	MAUD	29.559	24	66	LEWIS	2:03.122	2:03.547	0.425
25	3	MAUD	38.269	94	GLISSON	55.420	56	TURNER	29.733	25	6	ANSELL	2:03.131	2:03.613	0.482
26	94	GLISSON	38.285	3	MAUD	55.593	66	LEWIS	29.744	26	3	MAUD	2:03.421	2:03.544	0.123
27	6	ANSELL	38.399	66	LEWIS	55.610	46	BRIGDEN	29.836	27	94	GLISSON	2:03.935	2:04.398	0.463
28	25	WIMBLE	38.466	25	WIMBLE	56.248	94	GLISSON	30.230	28	25	WIMBLE	2:05.025	2:06.520	1.495
29	46	BRIGDEN	38.586	49	MARKS	56.549	25	WIMBLE	30.311	29	46	BRIGDEN	2:05.071	2:05.357	0.286
30	49	MARKS	38.827	46	BRIGDEN	56.649	49	MARKS	30.397	30	49	MARKS	2:05.773	2:06.662	0.889
31	18	PEARSON	42.910	18	PEARSON	1:02.014	18	PEARSON	33.177	31	18	PEARSON	2:18.101	2:18.101	0.000

Weather / Track : Sunny / Dry

Brands Hatch GP

Circuit Length = 2.4332 miles

Start: 12:39 Flag 12:52 End: 12:54

Results can be found at www.tsl-timing.com

Printed - 12:55 Sunday, 18 July 2021

BMCRC - MRO Championships 2021 - Rnd 4 @ Brands Hatch GP

Chilton Motors 250MZs & Blue Haze GPF

RACE 7 - STATISTICS

Competitors Started	31
Planned Start	2021-07-18 @ 12:45:00.000
Actual Start	2021-07-18 @ 12:39:40.688
Finish Time	2021-07-18 @ 12:52:28.818
Track Length	2.4332mi.
Total Laps	212
Total Distance Covered	515.8573mi.

Session Fastest Lap History

NO	CL	NAME	LAP TIME	TIME OF DAY	LAP	VEHICLE
81		Scott GRANT	1:59.083	12:41:39.806	1	MZ ETZ 250
81		Scott GRANT	1:53.898	12:43:33.703	2	MZ ETZ 250
85		Andrew WALES	1:53.183	12:43:34.276	2	MZ ETZ 250
95		Christopher ROGERS	1:53.131	12:43:34.291	2	MZ ETZ 250
122	GPF	Rik BALLERINI	1:44.965	12:43:55.023	2	Suzuki RG570
122	GPF	Rik BALLERINI	1:42.749	12:45:37.777	3	Suzuki RG570
122	GPF	Rik BALLERINI	1:42.315	12:50:45.859	6	Suzuki RG570

Session Leader History

NO	CL	NAME	FROM LAP	LAPS LED	DISTANCE	VEHICLE
81		Scott GRANT	1	2	4.86 miles	MZ ETZ 250
75		Peter WOODALL	3	1	2.43 miles	MZ ETZ 250
122	GPF	Rik BALLERINI	4	4	9.73 miles	Suzuki RG570

Flag History

TYPE	TIME OF DAY
GREEN	12:39:40.688
FINISH	12:52:28.818

Flag Statistics

TYPE	COUNT	TOTAL LAPS	TOTAL TIME
Green	1	7	15:10.297
Red	0	0	0.000
Safety Car	0	0	0.000
FCY	0	0	0.000

BMCRC - MRO Championships 2021 - Rnd 4 @ Brands Hatch GP

Chilton Motors 250MZs & Blue Haze GPF

RACE 7 - STATISTICS

CLASS :

16 Starters

Fastest Lap History

NO	NAME	LAP TIME	TIME OF DAY	LAP	VEHICLE
81	Scott GRANT	1:59.083	12:41:39.806	1	MZ ETZ 250
81	Scott GRANT	1:53.898	12:43:33.703	2	MZ ETZ 250
85	Andrew WALES	1:53.183	12:43:34.276	2	MZ ETZ 250
95	Christopher ROGERS	1:53.131	12:43:34.291	2	MZ ETZ 250
81	Scott GRANT	1:52.616	12:49:14.665	5	MZ ETZ 250
75	Peter WOODALL	1:52.357	12:49:14.685	5	MZ ETZ 250
95	Christopher ROGERS	1:52.347	12:49:14.788	5	MZ ETZ 250
85	Andrew WALES	1:52.268	12:49:15.033	5	MZ ETZ 250

Leader History

NO	NAME	FROM LAP	LAPS LED	DISTANCE	VEHICLE
81	Scott GRANT	1	2	4.86 miles	MZ ETZ 250
75	Peter WOODALL	3	1	2.43 miles	MZ ETZ 250
81	Scott GRANT	4	3	7.29 miles	MZ ETZ 250
75	Peter WOODALL	7	1	2.43 miles	MZ ETZ 250

BMCRC - MRO Championships 2021 - Rnd 4 @ Brands Hatch GP

Chilton Motors 250MZs & Blue Haze GPF

RACE 7 - STATISTICS

CLASS : R

6 Starters

Fastest Lap History

NO	NAME	LAP TIME	TIME OF DAY	LAP	VEHICLE
66	Graeme LEWIS	2:12.590	12:41:53.312	1	MZ ETZ 250
66	Graeme LEWIS	2:03.547	12:43:56.859	2	MZ ETZ 250
565	Louis KERSHAW	2:03.245	12:48:10.601	4	MZ ETZ 250
108	Ian KEEBLE	2:02.819	12:50:10.056	5	MZ ETC 250
108	Ian KEEBLE	2:01.757	12:54:15.134	7	MZ ETC 250

Leader History

NO	NAME	FROM LAP	LAPS LED	DISTANCE	VEHICLE
66	Graeme LEWIS	1	4	9.73 miles	MZ ETZ 250
108	Ian KEEBLE	5	3	7.29 miles	MZ ETC 250

BMCRC - MRO Championships 2021 - Rnd 4 @ Brands Hatch GP

Chilton Motors 250MZs & Blue Haze GPF

RACE 7 - STATISTICS

CLASS : GPF

9 Starters

Fastest Lap History

NO	NAME	LAP TIME	TIME OF DAY	LAP	VEHICLE
122	Rik BALLERINI	2:29.355	12:42:10.056	1	Suzuki RG570
122	Rik BALLERINI	1:44.965	12:43:55.023	2	Suzuki RG570
122	Rik BALLERINI	1:42.749	12:45:37.777	3	Suzuki RG570
122	Rik BALLERINI	1:42.315	12:50:45.859	6	Suzuki RG570

Leader History

NO	NAME	FROM LAP	LAPS LED	DISTANCE	VEHICLE
122	Rik BALLERINI	1	7	17.03 miles	Suzuki RG570



BMCRC - MRO Championships 2021 - Rnd 4 @ Brands Hatch GP

Chilton Motors 250MZs & Blue Haze GPF

RACE 17 - GRID (7 Laps)

ROW 13	39	4 James SEATH	38	74 Paul WHITBY	37	14 Denis HALIL
ROW 12	36	2:06.520 25 Stephen WIMBLE	35	1:57.014 48 Richard PATIENT	34	1:56.568 67 Mark BAILEY
ROW 11	33	1:55.346 42 Martin PEARSON	32	1:53.292 199 Michael FROST	31	1:48.955 611 Paul WELCH
ROW 10	30	1:46.898 88 Michael STANLEY	29	1:43.958 130 Ian MACKMAN	28	1:42.315 122 Rik BALLERINI
ROW 9	27		26		25	
ROW 8	24		23		22	2:18.101 18 Sam PEARSON
ROW 7	21	2:06.662 49 Andy MARKS	20	2:05.357 46 Steve BRIGDEN	19	2:04.398 94 Michael GLISSON
ROW 6	18	2:03.613 6 Paul ANSELL	17	2:03.547 66 Graeme LEWIS	16	2:03.544 3 Max MAUD
ROW 5	15	2:03.243 565 Louis KERSHAW	14	2:02.792 38 Chris PETTET	13	2:02.347 56 Russell TURNER
ROW 4	12	2:01.757 108 Ian KEEBLE	11	2:00.524 41 Gary WILLIAMS	10	1:58.679 114 Ryan ANDERSON
ROW 3	9	1:58.347 36 Joe BALDRY	8	1:55.900 22 Simon FINCH	7	1:54.632 32 John ASHMEAD
ROW 2	6	1:54.562 69 Alexander MANN	5	1:54.555 96 Chris KENT	4	1:52.616 81 Scott GRANT
ROW 1	3	1:52.357 75 Peter WOODALL	2	1:52.347 95 Christopher ROGERS	1	1:52.268 85 Andrew WALES

Pole

Brands Hatch GP

Circuit Length = 2.4332 miles

These results are provisional until the conclusion of any judicial and technical matters.

Clerk Of Course :	Stewards :	Timekeeper : Craig Smith
-------------------	------------	--------------------------

Results can be found at www.tsl-timing.com

Printed - 12:58 Sunday, 18 July 2021





BMCRC - MRO Championships 2021 - Rnd 4 @ Brands Hatch GP

Chilton Motors 250MZs & Blue Haze GPF

RACE 17 - CLASSIFICATION

POS	NO	CL	PIC NAME	ENTRY	LAPS	TIME	GAP	DIFF	MPH	BEST	ON
1	122	GPF	1 Rik BALLERINI	Suzuki RG570 - SCLS LTD, GECKO RACING, CAM	6	11:11.242			78.30	1:42.939	5
2	130	GPF	2 Ian MACKMAN	Aprilia RS 250 - 2 Machs Motorcycles	6	11:17.103	5.861	5.861	77.62	1:43.695	4
3	75		1 Peter WOODALL	MZ ETZ 250 - Online Lubricants	6	11:25.376	14.134	8.273	76.68	1:51.966	6
4	95		2 Christopher ROGERS	MZ ETZ 250 - CB Racing	6	11:25.796	14.554	0.420	76.63	1:52.304	6
5	85		3 Andrew WALES	MZ ETZ 250 - Illuminated Design LTD	6	11:26.256	15.014	0.460	76.58	1:52.436	5
6	81		4 Scott GRANT	MZ ETZ 250 - Katie, Mum and Dad	6	11:26.318	15.076	0.062	76.58	1:52.699	6
7	69		5 Alexander MANN	MZ TS 250 - HS RACING	6	11:36.611	25.369	10.293	75.44	1:54.176	3
8	96		6 Chris KENT	MZ ETZ 250 - Powder House Coatings Ltd	6	11:36.788	25.546	0.177	75.43	1:54.215	3
9	32		7 John ASHMEAD	MZ ETZ 250 -	6	11:39.208	27.966	2.420	75.16	1:54.620	3
10	611	GPF	3 Paul WELCH	Yamaha TZR250 -	6	11:46.189	34.947	6.981	74.42	1:48.185	2
11	14	GPF	4 Denis HALIL	Yamaha TZR 250 - D & A AUTOS	6	11:47.193	35.951	1.004	74.32	1:48.229	2
12	22		8 Simon FINCH	MZ ETZ 250 - BlueCloud Projects Ltd	6	11:49.115	37.873	1.922	74.11	1:56.050	2
13	36		9 Joe BALDRY	MZ ETZ 250 - Chilton Motors	6	11:50.550	39.308	1.435	73.96	1:56.647	4
14	114		10 Ryan ANDERSON	MZ ETZ 250 -	6	12:08.778	57.536	18.228	72.11	1:59.611	2
15	41		11 Gary WILLIAMS	MZ ETZ 250 -	6	12:18.246	1:07.004	9.468	71.19	2:01.440	6
16	108	R	1 Ian KEEBLE	MZ ETC 250 -	6	12:21.113	1:09.871	2.867	70.91	2:01.672	5
17	56		12 Russell TURNER	MZ ETZ 250 -	6	12:21.198	1:09.956	0.085	70.91	2:01.350	4
18	38		13 Chris PETTET	MZ ETZ 250 -	6	12:23.357	1:12.115	2.159	70.70	2:02.198	2
19	199	GPF	5 Michael FROST	Yamaha TZR250 -	6	12:27.877	1:16.635	4.520	70.27	1:54.065	6
20	48	GPF	6 Richard PATIENT	Yamaha TZR250 -	6	12:36.354	1:25.112	8.477	69.48	1:56.626	4
21	42	GPF	7 Martin PEARSON	Yamaha TZR250 - Viking Inspection	6	12:37.249	1:26.007	0.895	69.40	1:56.535	5
22	46	R	2 Steve BRIGDEN	MZ ETZ 250 - SLB Consulting Ltd	6	12:37.551	1:26.309	0.302	69.38	2:04.097	2
23	565	R	3 Louis KERSHAW	MZ ETZ 250 -	6	12:42.146	1:30.904	4.595	68.96	2:04.502	6
24	3		14 Max MAUD	MZ ETZ 250 -	6	12:42.499	1:31.257	0.353	68.92	2:04.900	6
25	66	R	4 Graeme LEWIS	MZ ETZ 250 -	6	12:52.213	1:40.971	9.714	68.06	2:05.922	5
26	49	R	5 Andy MARKS	MZ ETZ 250 - Kingpin Components	6	12:53.316	1:42.074	1.103	67.96	2:05.288	5
27	6		15 Paul ANSELL	MZ ETZ 250 -	6	12:58.114	1:46.872	4.798	67.54	2:07.454	5
28	67	GPF	8 Mark BAILEY	Yamaha TZR250 -	6	12:58.480	1:47.238	0.366	67.51	1:59.614	2
29	18	R	6 Sam PEARSON	MZ ETZ 250 -	5	11:48.495	1 Lap	1 Lap	61.82	2:18.126	5

NOT CLASSIFIED

DNF	94		Michael GLISSON	MZ ETZ 250 -	2	4:25.774	4 Laps	3 Laps	65.91	2:08.919	2
-----	----	--	-----------------	--------------	---	----------	--------	--------	-------	----------	---

FASTEST LAP

122	GPF	Rik BALLERINI	Suzuki RG570 - SCLS LTD, GECKO RACING, CAM	5	1:42.939	85.09 mph	136.95 kph
75		Peter WOODALL	MZ ETZ 250 - Online Lubricants	6	1:51.966	78.23 mph	125.90 kph
108	R	Ian KEEBLE	MZ ETC 250 -	5	2:01.672	71.99 mph	115.86 kph

Class GPF - 92.5% of Race Speed = 72.42 mph

Class - 92.5% of Race Speed = 70.92 mph

Class R - 92.5% of Race Speed = 65.59 mph

Brands Hatch GP: 2.4332 miles

Race Distance: 6 Laps / 14.59 miles

Start: 17:00 Flag 17:11 End: 17:13

Weather / Track : Sunny / Dry

These results are provisional until the conclusion of any judicial and technical matters.

Clerk Of Course :	Stewards :	Timekeeper : Craig Smith
-------------------	------------	--------------------------

Results can be found at www.tsl-timing.com

Printed - 17:14 Sunday, 18 July 2021



BMCRC - MRO Championships 2021 - Rnd 4 @ Brands Hatch GP

Chilton Motors 250MZs & Blue Haze GPF

RACE 17 - LAP CHART

LAP 1 @ 17:02:35.858			67	56.971	1:59.614	LAP 5 @ 17:10:03.536		
NO	BEHIND	LAP TIME	LAP 3 @ 17:06:23.223			NO	BEHIND	LAP TIME
81		1:59.980	NO	BEHIND	LAP TIME	122		1:42.939
75	0.414	2:00.394	81		1:53.789	18	1 Lap	2:18.658
85	0.507	2:00.487	95	0.084	1:53.341	130	4.645	1:44.179
95	0.568	2:00.548	75	0.491	1:53.835	75	5.752	1:52.539
96	1.661	2:01.641	85	0.574	1:54.272	95	5.834	1:53.014
69	1.951	2:01.931	96	3.214	1:54.215	81	5.961	1:53.072
32	2.033	2:02.013	69	3.301	1:54.176	85	6.078	1:52.436
36	3.293	2:03.273	32	3.979	1:54.620	69	13.601	1:55.279
22	3.955	2:03.935	22	10.806	1:58.166	96	13.683	1:55.513
114	5.931	2:05.911	36	11.569	1:58.475	32	14.988	1:55.734
41	8.804	2:08.784	122	13.810	1:43.855	22	24.320	1:56.500
38	9.785	2:09.765	130	17.084	1:44.821	36	25.709	1:57.806
108	10.093	2:10.073	114	18.149	1:59.972	611	28.998	1:49.075
66	11.490	2:11.470	41	26.455	2:02.594	14	29.098	1:49.195
56	11.926	2:11.906	38	27.172	2:02.554	114	39.472	2:00.113
3	12.885	2:12.865	108	27.560	2:01.690	41	49.148	2:01.545
565	13.114	2:13.094	56	29.088	2:01.744	108	51.639	2:01.672
46	14.068	2:14.048	114	31.019	1:51.237	56	52.163	2:02.038
6	16.456	2:16.436	611	31.101	1:51.502	38	53.237	2:03.305
94	16.875	2:16.855	46	35.399	2:04.599	46	1:04.984	2:05.300
49	16.960	2:16.940	565	37.375	2:05.641	199	1:06.154	1:54.827
18	29.815	2:29.795	3	37.982	2:07.266	3	1:09.941	2:05.394
122	32.785	2:32.765	66	44.393	2:07.713	565	1:09.986	2:05.830
130	35.177	2:35.157	49	46.402	2:08.296	48	1:11.702	1:57.451
611	38.779	2:38.759	6	46.850	2:09.198	42	1:12.111	1:56.535
14	38.918	2:38.898	199	56.560	1:56.866	49	1:18.171	2:05.288
42	49.344	2:49.324	48	57.938	1:56.953	66	1:18.390	2:05.922
199	49.486	2:49.466	42	58.658	1:58.122	6	1:22.524	2:07.454
48	49.994	2:49.974	67	1:03.476	2:00.294	67	1:24.374	2:00.499
67	50.933	2:50.913	18	1:24.366	2:21.517			

LAP 2 @ 17:04:29.434			LAP 4 @ 17:08:16.356			LAP 6 @ 17:11:47.120		
NO	BEHIND	LAP TIME	NO	BEHIND	LAP TIME	NO	BEHIND	LAP TIME
81		1:53.576	95		1:53.049	122		1:43.584
85	0.091	1:53.160	81	0.069	1:53.202	130	5.861	1:44.800
75	0.445	1:53.607	75	0.393	1:53.035	75	14.134	1:51.966
95	0.532	1:53.540	85	0.822	1:53.381	95	14.554	1:52.304
96	2.788	1:54.703	122	4.241	1:43.564	85	15.014	1:52.520
69	2.914	1:54.539	96	5.350	1:55.269	81	15.076	1:52.699
32	3.148	1:54.691	69	5.502	1:55.334	69	25.369	1:55.352
22	6.429	1:56.050	32	6.434	1:55.588	96	25.546	1:55.447
36	6.883	1:57.166	130	7.646	1:43.695	32	27.966	1:56.562
114	11.966	1:59.611	22	15.000	1:57.327	611	34.947	1:49.533
41	17.650	2:02.422	36	15.083	1:56.647	14	35.951	1:50.437
38	18.407	2:02.198	114	26.539	2:01.523	18	1 Lap	2:18.126
108	19.659	2:03.142	14	27.083	1:49.197	22	37.873	1:57.137
56	21.133	2:02.783	611	27.103	1:49.135	36	39.308	1:57.183
122	23.744	1:44.535	41	34.783	2:01.461	114	57.536	2:01.648
3	24.505	2:05.196	38	37.112	2:03.073	41	1:07.004	2:01.440
46	24.589	2:04.097	108	37.147	2:02.720	108	1:09.871	2:01.816
565	25.523	2:05.985	56	37.305	2:01.350	56	1:09.956	2:01.377
130	26.052	1:44.451	46	46.864	2:04.598	38	1:12.115	2:02.462
66	30.469	2:12.555	565	51.336	2:07.094	199	1:16.635	1:54.065
6	31.441	2:08.561	3	51.727	2:06.878	48	1:25.112	1:56.994
49	31.895	2:08.511	199	58.507	1:55.080	42	1:26.007	1:57.480
94	32.218	2:08.919	66	59.648	2:08.388	46	1:26.309	2:04.909
611	33.388	1:48.185	49	1:00.063	2:06.794	565	1:30.904	2:04.502
14	33.571	1:48.229	48	1:01.431	1:56.626	3	1:31.257	2:04.900
199	53.483	1:57.573	6	1:02.250	2:08.533	66	1:40.971	2:06.165
42	54.325	1:58.557	42	1:02.756	1:57.231	49	1:42.074	2:07.487
48	54.774	1:58.356	67	1:11.055	2:00.712	6	1:46.872	2:07.932
18	56.638	2:20.399				67	1:47.238	2:06.448

Weather / Track : Sunny / Dry

Results can be found at www.tsl-timing.com

Brands Hatch GP
 Circuit Length = 2.4332 miles
 Start: 17:00 Flag 17:11 End: 17:13

Printed - 17:14 Sunday, 18 July 2021

BMCRC - MRO Championships 2021 - Rnd 4 @ Brands Hatch GP

Chilton Motors 250MZs & Blue Haze GPF

RACE 17 - SECTOR ANALYSIS



SECTOR 1 = FL to I1, SECTOR 2 = I1 to I2, SECTOR 3 = I2 to FL, DIFF = Difference To Personal Best Lap, P = Crossed Finish Line in Pit Lane, D = Time Disallowed

P1 122 GPF		Rik BALLERINI		Suzuki RG570 - SCLS LTD, GECKO RACING, CAMBRIDGE MK			
IDEAL LAP TIME : 1:42.477		BEST LAP TIME : 1:42.939		DIFFERENCE : 0.462			
LAP	SECTOR 1	SECTOR 2	SECTOR 3	LAP TIME	MPH	DIFF	TIME OF DAY
1 -		46.377	24.473	2:32.765	57.34	49.826	17:03:08.643
2 -	32.077	48.089	24.369	1:44.535	83.79	1.596	17:04:53.178
3 -	32.696	46.526	24.633	1:43.855	84.34	0.916	17:06:37.033
4 -	32.415	46.265	24.884	1:43.564 (2)	84.58	0.625	17:08:20.597
5 -	32.153	46.140	24.646	1:42.939 (1)	85.09		17:10:03.536
6 -	32.758	46.031	24.795	1:43.584 (3)	84.56	0.645	17:11:47.120

P2 130 GPF		Ian MACKMAN		Aprilia RS 250 - 2 Machs Motorcycles			
IDEAL LAP TIME : 1:43.657		BEST LAP TIME : 1:43.695		DIFFERENCE : 0.038			
LAP	SECTOR 1	SECTOR 2	SECTOR 3	LAP TIME	MPH	DIFF	TIME OF DAY
1 -		47.203	24.851	2:35.157	56.45	51.462	17:03:11.035
2 -	32.613	46.711	25.127	1:44.451 (3)	83.86	0.756	17:04:55.486
3 -	32.910	46.644	25.267	1:44.821	83.56	1.126	17:06:40.307
4 -	32.512	46.294	24.889	1:43.695 (1)	84.47		17:08:24.002
5 -	32.849	46.429	24.901	1:44.179 (2)	84.08	0.484	17:10:08.181
6 -	33.254	46.569	24.977	1:44.800	83.58	1.105	17:11:52.981

P3 75		Peter WOODALL		MZ ETZ 250 - Online Lubricants			
IDEAL LAP TIME : 1:51.888		BEST LAP TIME : 1:51.966		DIFFERENCE : 0.078			
LAP	SECTOR 1	SECTOR 2	SECTOR 3	LAP TIME	MPH	DIFF	TIME OF DAY
1 -			27.758	2:00.394	72.75	8.428	17:02:36.272
2 -	34.984	51.271	27.352	1:53.607	77.10	1.641	17:04:29.879
3 -	34.964	51.740	27.131	1:53.835	76.95	1.869	17:06:23.714
4 -	34.775	51.013	27.247	1:53.035 (3)	77.49	1.069	17:08:16.749
5 -	34.951	50.197	27.391	1:52.539 (2)	77.83	0.573	17:10:09.288
6 -	34.560	50.272	27.134	1:51.966 (1)	78.23		17:12:01.254

P4 95		Christopher ROGERS		MZ ETZ 250 - CB Racing			
IDEAL LAP TIME : 1:51.960		BEST LAP TIME : 1:52.304		DIFFERENCE : 0.344			
LAP	SECTOR 1	SECTOR 2	SECTOR 3	LAP TIME	MPH	DIFF	TIME OF DAY
1 -			27.467	2:00.548	72.66	8.244	17:02:36.426
2 -	35.139	51.307	27.094	1:53.540	77.15	1.236	17:04:29.966
3 -	35.126	51.005	27.210	1:53.341	77.28	1.037	17:06:23.307
4 -	34.785	50.954	27.310	1:53.049 (3)	77.48	0.745	17:08:16.356
5 -	35.175	50.580	27.259	1:53.014 (2)	77.51	0.710	17:10:09.370
6 -	35.031	50.081	27.192	1:52.304 (1)	78.00		17:12:01.674

P5 85		Andrew WALES		MZ ETZ 250 - Illuminated Design LTD			
IDEAL LAP TIME : 1:52.127		BEST LAP TIME : 1:52.436		DIFFERENCE : 0.309			
LAP	SECTOR 1	SECTOR 2	SECTOR 3	LAP TIME	MPH	DIFF	TIME OF DAY
1 -			27.676	2:00.487	72.70	8.051	17:02:36.365
2 -	35.030	50.905	27.225	1:53.160 (3)	77.41	0.724	17:04:29.525
3 -	35.020	51.587	27.665	1:54.272	76.65	1.836	17:06:23.797
4 -	35.004	50.987	27.390	1:53.381	77.26	0.945	17:08:17.178
5 -	34.693	50.579	27.164	1:52.436 (1)	77.90		17:10:09.614
6 -	35.086	50.371	27.063	1:52.520 (2)	77.85	0.084	17:12:02.134

BMCRC - MRO Championships 2021 - Rnd 4 @ Brands Hatch GP

Chilton Motors 250MZs & Blue Haze GPF

RACE 17 - SECTOR ANALYSIS



SECTOR 1 = FL to I1, SECTOR 2 = I1 to I2, SECTOR 3 = I2 to FL, DIFF = Difference To Personal Best Lap, P = Crossed Finish Line in Pit Lane, D = Time Disallowed

P6 81		Scott GRANT		MZ ETZ 250 - Katie, Mum and Dad			
IDEAL LAP TIME : 1:52.557		BEST LAP TIME : 1:52.699		DIFFERENCE : 0.142			
LAP	SECTOR 1	SECTOR 2	SECTOR 3	LAP TIME	MPH	DIFF	TIME OF DAY
1 -			27.585	1:59.980	73.01	7.281	17:02:35.858
2 -	34.850	51.303	27.423	1:53.576	77.12	0.877	17:04:29.434
3 -	35.173	51.335	27.281	1:53.789	76.98	1.090	17:06:23.223
4 -	35.017	51.200	26.985	1:53.202 (3)	77.38	0.503	17:08:16.425
5 -	34.962	50.943	27.167	1:53.072 (2)	77.47	0.373	17:10:09.497
6 -	34.899	51.036	26.764	1:52.699 (1)	77.72		17:12:02.196

P7 69		Alexander MANN		MZ TS 250 - HS RACING			
IDEAL LAP TIME : 1:54.000		BEST LAP TIME : 1:54.176		DIFFERENCE : 0.176			
LAP	SECTOR 1	SECTOR 2	SECTOR 3	LAP TIME	MPH	DIFF	TIME OF DAY
1 -			27.761	2:01.931	71.84	7.755	17:02:37.809
2 -	35.301	51.736	27.502	1:54.539 (2)	76.47	0.363	17:04:32.348
3 -	35.207	51.291	27.678	1:54.176 (1)	76.72		17:06:26.524
4 -	35.575	52.037	27.722	1:55.334	75.95	1.158	17:08:21.858
5 -	35.867	51.407	28.005	1:55.279 (3)	75.98	1.103	17:10:17.137
6 -	35.858	51.752	27.742	1:55.352	75.94	1.176	17:12:12.489

P8 96		Chris KENT		MZ ETZ 250 - Powder House Coatings Ltd			
IDEAL LAP TIME : 1:54.172		BEST LAP TIME : 1:54.215		DIFFERENCE : 0.043			
LAP	SECTOR 1	SECTOR 2	SECTOR 3	LAP TIME	MPH	DIFF	TIME OF DAY
1 -			27.802	2:01.641	72.01	7.426	17:02:37.519
2 -	35.353	51.639	27.711	1:54.703 (2)	76.36	0.488	17:04:32.222
3 -	35.183	51.575	27.457	1:54.215 (1)	76.69		17:06:26.437
4 -	35.347	51.881	28.041	1:55.269 (3)	75.99	1.054	17:08:21.706
5 -	35.635	51.532	28.346	1:55.513	75.83	1.298	17:10:17.219
6 -	35.685	51.706	28.056	1:55.447	75.87	1.232	17:12:12.666

P9 32		John ASHMEAD		MZ ETZ 250 -			
IDEAL LAP TIME : 1:54.525		BEST LAP TIME : 1:54.620		DIFFERENCE : 0.095			
LAP	SECTOR 1	SECTOR 2	SECTOR 3	LAP TIME	MPH	DIFF	TIME OF DAY
1 -			27.516	2:02.013	71.79	7.393	17:02:37.891
2 -	35.624	51.595	27.472	1:54.691 (2)	76.37	0.071	17:04:32.582
3 -	35.504	51.572	27.544	1:54.620 (1)	76.42		17:06:27.202
4 -	35.960	52.024	27.604	1:55.588 (3)	75.78	0.968	17:08:22.790
5 -	35.793	52.020	27.921	1:55.734	75.68	1.114	17:10:18.524
6 -	35.481	52.908	28.173	1:56.562	75.15	1.942	17:12:15.086

P10 611 GPF		Paul WELCH		Yamaha TZR250 -			
IDEAL LAP TIME : 1:48.117		BEST LAP TIME : 1:48.185		DIFFERENCE : 0.068			
LAP	SECTOR 1	SECTOR 2	SECTOR 3	LAP TIME	MPH	DIFF	TIME OF DAY
1 -		48.866	25.833	2:38.759	55.17	50.574	17:03:14.637
2 -	34.017	48.743	25.425	1:48.185 (1)	80.97		17:05:02.822
3 -	35.051	50.678	25.773	1:51.502	78.56	3.317	17:06:54.324
4 -	34.465	49.071	25.599	1:49.135 (3)	80.26	0.950	17:08:43.459
5 -	34.269	48.880	25.926	1:49.075 (2)	80.31	0.890	17:10:32.534
6 -	34.279	48.675	26.579	1:49.533	79.97	1.348	17:12:22.067

BMCRC - MRO Championships 2021 - Rnd 4 @ Brands Hatch GP

Chilton Motors 250MZs & Blue Haze GPF

RACE 17 - SECTOR ANALYSIS



SECTOR 1 = FL to I1, SECTOR 2 = I1 to I2, SECTOR 3 = I2 to FL, DIFF = Difference To Personal Best Lap, P = Crossed Finish Line in Pit Lane, D = Time Disallowed

P11 14 GPF		Denis HALIL		Yamaha TZR 250 - D & A AUTOS			
IDEAL LAP TIME : 1:48.080		BEST LAP TIME : 1:48.229		DIFFERENCE : 0.149			
LAP	SECTOR 1	SECTOR 2	SECTOR 3	LAP TIME	MPH	DIFF	TIME OF DAY
1 -		48.823	25.864	2:38.898	55.12	50.669	17:03:14.776
2 -	34.146	48.772	25.311	1:48.229 (1)	80.93		17:05:03.005
3 -	34.883	50.541	25.813	1:51.237	78.74	3.008	17:06:54.242
4 -	33.997	49.110	26.090	1:49.197 (3)	80.22	0.968	17:08:43.439
5 -	34.465	48.950	25.780	1:49.195 (2)	80.22	0.966	17:10:32.634
6 -	34.868	49.561	26.008	1:50.437	79.31	2.208	17:12:23.071

P12 22		Simon FINCH		MZ ETZ 250 - BlueCloud Projects Ltd			
IDEAL LAP TIME : 1:55.713		BEST LAP TIME : 1:56.050		DIFFERENCE : 0.337			
LAP	SECTOR 1	SECTOR 2	SECTOR 3	LAP TIME	MPH	DIFF	TIME OF DAY
1 -			27.901	2:03.935	70.68	7.885	17:02:39.813
2 -	35.629	52.461	27.960	1:56.050 (1)	75.48		17:04:35.863
3 -	36.580	53.241	28.345	1:58.166	74.13	2.116	17:06:34.029
4 -	36.326	52.225	28.776	1:57.327	74.66	1.277	17:08:31.356
5 -	36.039	52.238	28.223	1:56.500 (2)	75.19	0.450	17:10:27.856
6 -	36.542	52.183	28.412	1:57.137 (3)	74.78	1.087	17:12:24.993

P13 36		Joe BALDRY		MZ ETZ 250 - Chilton Motors			
IDEAL LAP TIME : 1:55.328		BEST LAP TIME : 1:56.647		DIFFERENCE : 1.319			
LAP	SECTOR 1	SECTOR 2	SECTOR 3	LAP TIME	MPH	DIFF	TIME OF DAY
1 -			27.858	2:03.273	71.06	6.626	17:02:39.151
2 -	35.814	53.334	28.018	1:57.166 (2)	74.76	0.519	17:04:36.317
3 -	36.436	53.204	28.835	1:58.475	73.93	1.828	17:06:34.792
4 -	36.210	51.656	28.781	1:56.647 (1)	75.09		17:08:31.439
5 -	36.203	52.798	28.805	1:57.806	74.35	1.159	17:10:29.245
6 -	36.017	52.782	28.384	1:57.183 (3)	74.75	0.536	17:12:26.428

P14 114		Ryan ANDERSON		MZ ETZ 250 -			
IDEAL LAP TIME : 1:59.488		BEST LAP TIME : 1:59.611		DIFFERENCE : 0.123			
LAP	SECTOR 1	SECTOR 2	SECTOR 3	LAP TIME	MPH	DIFF	TIME OF DAY
1 -			28.750	2:05.911	69.57	6.300	17:02:41.789
2 -	36.744	54.033	28.834	1:59.611 (1)	73.23		17:04:41.400
3 -	36.953	54.090	28.929	1:59.972 (2)	73.01	0.361	17:06:41.372
4 -	36.819	55.360	29.344	2:01.523	72.08	1.912	17:08:42.895
5 -	37.357	53.994	28.762	2:00.113 (3)	72.93	0.502	17:10:43.008
6 -	37.115	55.466	29.067	2:01.648	72.00	2.037	17:12:44.656

P15 41		Gary WILLIAMS		MZ ETZ 250 -			
IDEAL LAP TIME : 2:00.818		BEST LAP TIME : 2:01.440		DIFFERENCE : 0.622			
LAP	SECTOR 1	SECTOR 2	SECTOR 3	LAP TIME	MPH	DIFF	TIME OF DAY
1 -			29.196	2:08.784	68.01	7.344	17:02:44.662
2 -	37.766	55.318	29.338	2:02.422	71.55	0.982	17:04:47.084
3 -	37.561	55.564	29.469	2:02.594	71.45	1.154	17:06:49.678
4 -	37.394	54.682	29.385	2:01.461 (2)	72.12	0.021	17:08:51.139
5 -	37.059	55.168	29.318	2:01.545 (3)	72.07	0.105	17:10:52.684
6 -	37.442	54.921	29.077	2:01.440 (1)	72.13		17:12:54.124

BMCRC - MRO Championships 2021 - Rnd 4 @ Brands Hatch GP

Chilton Motors 250MZs & Blue Haze GPF

RACE 17 - SECTOR ANALYSIS



SECTOR 1 = FL to I1, SECTOR 2 = I1 to I2, SECTOR 3 = I2 to FL, DIFF = Difference To Personal Best Lap, P = Crossed Finish Line in Pit Lane, D = Time Disallowed

P16 108 R		Ian KEEBLE		MZ ETC 250 -			
IDEAL LAP TIME : 2:01.492		BEST LAP TIME : 2:01.672		DIFFERENCE : 0.180			
LAP	SECTOR 1	SECTOR 2	SECTOR 3	LAP TIME	MPH	DIFF	TIME OF DAY
1 -			29.744	2:10.073	67.34	8.401	17:02:45.951
2 -	38.399	55.392	29.351	2:03.142	71.13	1.470	17:04:49.093
3 -	37.456	54.975	29.259	2:01.690 (2)	71.98	0.018	17:06:50.783
4 -	38.053	54.972	29.695	2:02.720	71.38	1.048	17:08:53.503
5 -	37.442	54.892	29.338	2:01.672 (1)	71.99		17:10:55.175
6 -	37.457	55.201	29.158	2:01.816 (3)	71.91	0.144	17:12:56.991

P17 56		Russell TURNER		MZ ETZ 250 -			
IDEAL LAP TIME : 2:00.754		BEST LAP TIME : 2:01.350		DIFFERENCE : 0.596			
LAP	SECTOR 1	SECTOR 2	SECTOR 3	LAP TIME	MPH	DIFF	TIME OF DAY
1 -			29.369	2:11.906	66.40	10.556	17:02:47.784
2 -	38.147	55.383	29.253	2:02.783	71.34	1.433	17:04:50.567
3 -	37.832	54.770	29.142	2:01.744 (3)	71.95	0.394	17:06:52.311
4 -	37.826	54.567	28.957	2:01.350 (1)	72.18		17:08:53.661
5 -	38.432	54.709	28.897	2:02.038	71.77	0.688	17:10:55.699
6 -	37.387	54.470	29.520	2:01.377 (2)	72.17	0.027	17:12:57.076

P18 38		Chris PETTET		MZ ETZ 250 -			
IDEAL LAP TIME : 2:01.794		BEST LAP TIME : 2:02.198		DIFFERENCE : 0.404			
LAP	SECTOR 1	SECTOR 2	SECTOR 3	LAP TIME	MPH	DIFF	TIME OF DAY
1 -			28.867	2:09.765	67.50	7.567	17:02:45.643
2 -	37.879	55.399	28.920	2:02.198 (1)	71.68		17:04:47.841
3 -	37.743	55.571	29.240	2:02.554 (3)	71.47	0.356	17:06:50.395
4 -	37.742	55.446	29.885	2:03.073	71.17	0.875	17:08:53.468
5 -	38.431	55.727	29.147	2:03.305	71.04	1.107	17:10:56.773
6 -	37.528	55.605	29.329	2:02.462 (2)	71.53	0.264	17:12:59.235

P19 199 GPF		Michael FROST		Yamaha TZR250 -			
IDEAL LAP TIME : 1:54.034		BEST LAP TIME : 1:54.065		DIFFERENCE : 0.031			
LAP	SECTOR 1	SECTOR 2	SECTOR 3	LAP TIME	MPH	DIFF	TIME OF DAY
1 -		53.659	27.808	2:49.466	51.69	55.401	17:03:25.344
2 -	36.737	53.166	27.670	1:57.573	74.50	3.508	17:05:22.917
3 -	36.545	52.723	27.598	1:56.866	74.95	2.801	17:07:19.783
4 -	36.046	51.584	27.450	1:55.080 (3)	76.11	1.015	17:09:14.863
5 -	36.003	51.652	27.172	1:54.827 (2)	76.28	0.762	17:11:09.690
6 -	36.034	51.078	26.953	1:54.065 (1)	76.79		17:13:03.755

P20 48 GPF		Richard PATIENT		Yamaha TZR250 -			
IDEAL LAP TIME : 1:56.117		BEST LAP TIME : 1:56.626		DIFFERENCE : 0.509			
LAP	SECTOR 1	SECTOR 2	SECTOR 3	LAP TIME	MPH	DIFF	TIME OF DAY
1 -		53.757	27.682	2:49.974	51.53	53.348	17:03:25.852
2 -	36.968	53.290	28.098	1:58.356	74.01	1.730	17:05:24.208
3 -	36.825	52.312	27.816	1:56.953 (2)	74.90	0.327	17:07:21.161
4 -	36.663	51.839	28.124	1:56.626 (1)	75.11		17:09:17.787
5 -	37.040	52.796	27.615	1:57.451	74.58	0.825	17:11:15.238
6 -	36.863	52.315	27.816	1:56.994 (3)	74.87	0.368	17:13:12.232

Weather / Track : Sunny / Dry

Brands Hatch GP
Circuit Length = 2.4332 miles
Start: 17:00 Flag 17:11 End: 17:13

BMCRC - MRO Championships 2021 - Rnd 4 @ Brands Hatch GP

Chilton Motors 250MZs & Blue Haze GPF

RACE 17 - SECTOR ANALYSIS



SECTOR 1 = FL to I1, SECTOR 2 = I1 to I2, SECTOR 3 = I2 to FL, DIFF = Difference To Personal Best Lap, P = Crossed Finish Line in Pit Lane, D = Time Disallowed

P21 42 GPF		Martin PEARSON		Yamaha TZR250 - Viking Inspection			
IDEAL LAP TIME : 1:56.535		BEST LAP TIME : 1:56.535		DIFFERENCE : 0.000			
LAP	SECTOR 1	SECTOR 2	SECTOR 3	LAP TIME	MPH	DIFF	TIME OF DAY
1 -		53.492	28.038	2:49.324	51.73	52.789	17:03:25.202
2 -	37.461	52.975	28.121	1:58.557	73.88	2.022	17:05:23.759
3 -	37.327	53.032	27.763	1:58.122	74.15	1.587	17:07:21.881
4 -	37.044	52.362	27.825	1:57.231 (2)	74.72	0.696	17:09:19.112
5 -	36.815	52.266	27.454	1:56.535 (1)	75.16		17:11:15.647
6 -	37.175	52.534	27.771	1:57.480 (3)	74.56	0.945	17:13:13.127

P22 46 R		Steve BRIGDEN		MZ ETZ 250 - SLB Consulting Ltd			
IDEAL LAP TIME : 2:03.941		BEST LAP TIME : 2:04.097		DIFFERENCE : 0.156			
LAP	SECTOR 1	SECTOR 2	SECTOR 3	LAP TIME	MPH	DIFF	TIME OF DAY
1 -			29.655	2:14.048	65.34	9.951	17:02:49.926
2 -	38.269	56.423	29.405	2:04.097 (1)	70.58		17:04:54.023
3 -	38.281	56.334	29.984	2:04.599 (3)	70.30	0.502	17:06:58.622
4 -	38.202	56.414	29.982	2:04.598 (2)	70.30	0.501	17:09:03.220
5 -	38.819	56.638	29.843	2:05.300	69.91	1.203	17:11:08.520
6 -	38.366	56.597	29.946	2:04.909	70.12	0.812	17:13:13.429

P23 565 R		Louis KERSHAW		MZ ETZ 250 -			
IDEAL LAP TIME : 2:04.289		BEST LAP TIME : 2:04.502		DIFFERENCE : 0.213			
LAP	SECTOR 1	SECTOR 2	SECTOR 3	LAP TIME	MPH	DIFF	TIME OF DAY
1 -			30.144	2:13.094	65.81	8.592	17:02:48.972
2 -	38.891	57.142	29.952	2:05.985	69.53	1.483	17:04:54.957
3 -	38.763	56.259	30.619	2:05.641 (2)	69.72	1.139	17:07:00.598
4 -	39.006	57.106	30.982	2:07.094	68.92	2.592	17:09:07.692
5 -	38.838	57.104	29.888	2:05.830 (3)	69.61	1.328	17:11:13.522
6 -	38.776	55.638	30.088	2:04.502 (1)	70.35		17:13:18.024

P24 3		Max MAUD		MZ ETZ 250 -			
IDEAL LAP TIME : 2:03.789		BEST LAP TIME : 2:04.900		DIFFERENCE : 1.111			
LAP	SECTOR 1	SECTOR 2	SECTOR 3	LAP TIME	MPH	DIFF	TIME OF DAY
1 -			29.649	2:12.865	65.93	7.965	17:02:48.743
2 -	38.101	57.009	30.086	2:05.196 (2)	69.96	0.296	17:04:53.939
3 -	38.775	57.398	31.093	2:07.266	68.83	2.366	17:07:01.205
4 -	38.567	57.649	30.662	2:06.878	69.04	1.978	17:09:08.083
5 -	38.880	56.363	30.151	2:05.394 (3)	69.85	0.494	17:11:13.477
6 -	38.939	56.039	29.922	2:04.900 (1)	70.13		17:13:18.377

P25 66 R		Graeme LEWIS		MZ ETZ 250 -			
IDEAL LAP TIME : 2:04.660		BEST LAP TIME : 2:05.922		DIFFERENCE : 1.262			
LAP	SECTOR 1	SECTOR 2	SECTOR 3	LAP TIME	MPH	DIFF	TIME OF DAY
1 -			29.798	2:11.470	66.62	5.548	17:02:47.348
2 -	38.275	1:03.911	30.369	2:12.555	66.08	6.633	17:04:59.903
3 -	38.953	58.069	30.691	2:07.713 (3)	68.59	1.791	17:07:07.616
4 -	40.290	57.570	30.528	2:08.388	68.22	2.466	17:09:16.004
5 -	39.537	56.625	29.760	2:05.922 (1)	69.56		17:11:21.926
6 -	38.853	57.344	29.968	2:06.165 (2)	69.43	0.243	17:13:28.091

BMCRC - MRO Championships 2021 - Rnd 4 @ Brands Hatch GP

Chilton Motors 250MZs & Blue Haze GPF

RACE 17 - SECTOR ANALYSIS



SECTOR 1 = FL to I1, SECTOR 2 = I1 to I2, SECTOR 3 = I2 to FL, DIFF = Difference To Personal Best Lap, P = Crossed Finish Line in Pit Lane, D = Time Disallowed

P26 49 R		Andy MARKS		MZ ETZ 250 - Kingpin Components			
IDEAL LAP TIME : 2:05.288		BEST LAP TIME : 2:05.288		DIFFERENCE : 0.000			
LAP	SECTOR 1	SECTOR 2	SECTOR 3	LAP TIME	MPH	DIFF	TIME OF DAY
1 -			30.373	2:16.940	63.96	11.652	17:02:52.818
2 -	39.529	58.178	30.804	2:08.511	68.16	3.223	17:05:01.329
3 -	40.010	57.922	30.364	2:08.296	68.27	3.008	17:07:09.625
4 -	38.842	57.150	30.802	2:06.794 (2)	69.08	1.506	17:09:16.419
5 -	38.670	56.463	30.155	2:05.288 (1)	69.91		17:11:21.707
6 -	39.651	57.198	30.638	2:07.487 (3)	68.71	2.199	17:13:29.194

P27 6		Paul ANSELL		MZ ETZ 250 -			
IDEAL LAP TIME : 2:06.921		BEST LAP TIME : 2:07.454		DIFFERENCE : 0.533			
LAP	SECTOR 1	SECTOR 2	SECTOR 3	LAP TIME	MPH	DIFF	TIME OF DAY
1 -			30.810	2:16.436	64.20	8.982	17:02:52.314
2 -	39.455	58.544	30.562	2:08.561	68.13	1.107	17:05:00.875
3 -	40.079	58.805	30.314	2:09.198	67.80	1.744	17:07:10.073
4 -	39.514	57.905	31.114	2:08.533 (3)	68.15	1.079	17:09:18.606
5 -	39.417	57.190	30.847	2:07.454 (1)	68.72		17:11:26.060
6 -	39.576	57.775	30.581	2:07.932 (2)	68.47	0.478	17:13:33.992

P28 67 GPF		Mark BAILEY		Yamaha TZR250 -			
IDEAL LAP TIME : 1:59.052		BEST LAP TIME : 1:59.614		DIFFERENCE : 0.562			
LAP	SECTOR 1	SECTOR 2	SECTOR 3	LAP TIME	MPH	DIFF	TIME OF DAY
1 -		54.441	28.149	2:50.913	51.25	51.299	17:03:26.791
2 -	37.187	53.770	28.657	1:59.614 (1)	73.23		17:05:26.405
3 -	37.134	54.609	28.551	2:00.294 (2)	72.82	0.680	17:07:26.699
4 -	37.244	54.723	28.745	2:00.712	72.56	1.098	17:09:27.411
5 -	37.325	53.769	29.405	2:00.499 (3)	72.69	0.885	17:11:27.910
6 -	38.418	54.830	33.200	2:06.448	69.27	6.834	17:13:34.358

P29 18 R		Sam PEARSON		MZ ETZ 250 -			
IDEAL LAP TIME : 2:18.004		BEST LAP TIME : 2:18.126		DIFFERENCE : 0.122			
LAP	SECTOR 1	SECTOR 2	SECTOR 3	LAP TIME	MPH	DIFF	TIME OF DAY
1 -		1:03.055	34.047	2:29.795	58.47	11.669	17:03:05.673
2 -	43.481	1:03.299	33.619	2:20.399 (3)	62.39	2.273	17:05:26.072
3 -	43.777	1:03.784	33.956	2:21.517	61.89	3.391	17:07:47.589
4 -	42.655	1:02.523	33.480	2:18.658 (2)	63.17	0.532	17:10:06.247
5 -	42.725	1:01.869	33.532	2:18.126 (1)	63.41		17:12:24.373

P30 94		Michael GLISSON		MZ ETZ 250 -			
IDEAL LAP TIME : 2:08.919		BEST LAP TIME : 2:08.919		DIFFERENCE : 0.000			
LAP	SECTOR 1	SECTOR 2	SECTOR 3	LAP TIME	MPH	DIFF	TIME OF DAY
1 -			30.782	2:16.855 (2)	64.00	7.936	17:02:52.733
2 -	39.405	58.868	30.646	2:08.919 (1)	67.94		17:05:01.652

BMCRC - MRO Championships 2021 - Rnd 4 @ Brands Hatch GP

Chilton Motors 250MZs & Blue Haze GPF

RACE 17 - BEST SECTORS

SECTOR 1			SECTOR 2			SECTOR 3			IDEAL / BEST COMPARISON						
POS	NO	NAME	TIME	NO	NAME	TIME	NO	NAME	TIME	POS	NO	NAME	IDEAL	BEST	DIFF
													PERFECT LAP	1:42.477	
1	122	BALLERINI	32.077	122	BALLERINI	46.031	122	BALLERINI	24.369	1	122	BALLERINI	1:42.477	1:42.939	0.462
2	130	MACKMAN	32.512	130	MACKMAN	46.294	130	MACKMAN	24.851	2	130	MACKMAN	1:43.657	1:43.695	0.038
3	14	HALIL	33.997	611	WELCH	48.675	14	HALIL	25.311	3	14	HALIL	1:48.080	1:48.229	0.149
4	611	WELCH	34.017	14	HALIL	48.772	611	WELCH	25.425	4	611	WELCH	1:48.117	1:48.185	0.068
5	75	WOODALL	34.560	95	ROGERS	50.081	81	GRANT	26.764	5	75	WOODALL	1:51.888	1:51.966	0.078
6	85	WALES	34.693	75	WOODALL	50.197	199	FROST	26.953	6	95	ROGERS	1:51.960	1:52.304	0.344
7	95	ROGERS	34.785	85	WALES	50.371	85	WALES	27.063	7	85	WALES	1:52.127	1:52.436	0.309
8	81	GRANT	34.850	81	GRANT	50.943	95	ROGERS	27.094	8	81	GRANT	1:52.557	1:52.699	0.142
9	96	KENT	35.183	199	FROST	51.078	75	WOODALL	27.131	9	69	MANN	1:54.000	1:54.176	0.176
10	69	MANN	35.207	69	MANN	51.291	42	PEARSON	27.454	10	199	FROST	1:54.034	1:54.065	0.031
11	32	ASHMEAD	35.481	96	KENT	51.532	96	KENT	27.457	11	96	KENT	1:54.172	1:54.215	0.043
12	22	FINCH	35.629	32	ASHMEAD	51.572	32	ASHMEAD	27.472	12	32	ASHMEAD	1:54.525	1:54.620	0.095
13	36	BALDRY	35.814	36	BALDRY	51.656	69	MANN	27.502	13	36	BALDRY	1:55.328	1:56.647	1.319
14	199	FROST	36.003	48	PATIENT	51.839	48	PATIENT	27.615	14	22	FINCH	1:55.713	1:56.050	0.337
15	48	PATIENT	36.663	22	FINCH	52.183	36	BALDRY	27.858	15	48	PATIENT	1:56.117	1:56.626	0.509
16	114	ANDERSON	36.744	42	PEARSON	52.266	22	FINCH	27.901	16	42	PEARSON	1:56.535	1:56.535	0.000
17	42	PEARSON	36.815	67	BAILEY	53.769	67	BAILEY	28.149	17	67	BAILEY	1:59.052	1:59.614	0.562
18	41	WILLIAMS	37.059	114	ANDERSON	53.994	114	ANDERSON	28.750	18	114	ANDERSON	1:59.488	1:59.611	0.123
19	67	BAILEY	37.134	56	TURNER	54.470	38	PETTET	28.867	19	56	TURNER	2:00.754	2:01.350	0.596
20	56	TURNER	37.387	41	WILLIAMS	54.682	56	TURNER	28.897	20	41	WILLIAMS	2:00.818	2:01.440	0.622
21	108	KEEBLE	37.442	108	KEEBLE	54.892	41	WILLIAMS	29.077	21	108	KEEBLE	2:01.492	2:01.672	0.180
22	38	PETTET	37.528	38	PETTET	55.399	108	KEEBLE	29.158	22	38	PETTET	2:01.794	2:02.198	0.404
23	3	MAUD	38.101	565	KERSHAW	55.638	46	BRIGDEN	29.405	23	3	MAUD	2:03.789	2:04.900	1.111
24	46	BRIGDEN	38.202	3	MAUD	56.039	3	MAUD	29.649	24	46	BRIGDEN	2:03.941	2:04.097	0.156
25	66	LEWIS	38.275	46	BRIGDEN	56.334	66	LEWIS	29.760	25	565	KERSHAW	2:04.289	2:04.502	0.213
26	49	MARKS	38.670	49	MARKS	56.463	565	KERSHAW	29.888	26	66	LEWIS	2:04.660	2:05.922	1.262
27	565	KERSHAW	38.763	66	LEWIS	56.625	49	MARKS	30.155	27	49	MARKS	2:05.288	2:05.288	0.000
28	94	GLISSON	39.405	6	ANSELL	57.190	6	ANSELL	30.314	28	6	ANSELL	2:06.921	2:07.454	0.533
29	6	ANSELL	39.417	94	GLISSON	58.868	94	GLISSON	30.646	29	94	GLISSON	2:08.919	2:08.919	0.000
30	18	PEARSON	42.655	18	PEARSON	1:01.869	18	PEARSON	33.480	30	18	PEARSON	2:18.004	2:18.126	0.122

Weather / Track : Sunny / Dry

Brands Hatch GP

Circuit Length = 2.4332 miles

Start: 17:00 Flag 17:11 End: 17:13

Results can be found at www.tsl-timing.com

Printed - 17:14 Sunday, 18 July 2021

BMCRC - MRO Championships 2021 - Rnd 4 @ Brands Hatch GP

Chilton Motors 250MZs & Blue Haze GPF

RACE 17 - STATISTICS

Competitors Started	30
Planned Start	2021-07-18 @ 17:05:00.000
Actual Start	2021-07-18 @ 17:00:35.877
Finish Time	2021-07-18 @ 17:11:47.119
Track Length	2.4332mi.
Total Laps	175
Total Distance Covered	425.8256mi.

Session Fastest Lap History

NO	CL	NAME	LAP TIME	TIME OF DAY	LAP	VEHICLE
81		Scott GRANT	1:59.980	17:02:35.892	1	MZ ETZ 250
81		Scott GRANT	1:53.576	17:04:29.469	2	MZ ETZ 250
85		Andrew WALES	1:53.160	17:04:29.529	2	MZ ETZ 250
122	GPF	Rik BALLERINI	1:44.535	17:04:53.192	2	Suzuki RG570
130	GPF	Ian MACKMAN	1:44.451	17:04:55.497	2	Aprilia RS 250
122	GPF	Rik BALLERINI	1:43.855	17:06:37.048	3	Suzuki RG570
122	GPF	Rik BALLERINI	1:43.564	17:08:20.611	4	Suzuki RG570
122	GPF	Rik BALLERINI	1:42.939	17:10:03.550	5	Suzuki RG570

Session Leader History

NO	CL	NAME	FROM LAP	LAPS LED	DISTANCE	VEHICLE
81		Scott GRANT	1	3	7.29 miles	MZ ETZ 250
95		Christopher ROGERS	4	1	2.43 miles	MZ ETZ 250
122	GPF	Rik BALLERINI	5	2	4.86 miles	Suzuki RG570

Flag History

TYPE	TIME OF DAY
GREEN	17:00:35.877
FINISH	17:11:47.119

Flag Statistics

TYPE	COUNT	TOTAL LAPS	TOTAL TIME
Green	1	6	13:18.666
Red	0	0	0.000
Safety Car	0	0	0.000
FCY	0	0	0.000

BMCRC - MRO Championships 2021 - Rnd 4 @ Brands Hatch GP

Chilton Motors 250MZs & Blue Haze GPF

RACE 17 - STATISTICS

CLASS :

16 Starters

Fastest Lap History

NO	NAME	LAP TIME	TIME OF DAY	LAP	VEHICLE
81	Scott GRANT	1:59.980	17:02:35.892	1	MZ ETZ 250
81	Scott GRANT	1:53.576	17:04:29.469	2	MZ ETZ 250
85	Andrew WALES	1:53.160	17:04:29.529	2	MZ ETZ 250
95	Christopher ROGERS	1:53.049	17:08:16.388	4	MZ ETZ 250
75	Peter WOODALL	1:53.035	17:08:16.760	4	MZ ETZ 250
75	Peter WOODALL	1:52.539	17:10:09.300	5	MZ ETZ 250
85	Andrew WALES	1:52.436	17:10:09.644	5	MZ ETZ 250
75	Peter WOODALL	1:51.966	17:12:01.266	6	MZ ETZ 250

Leader History

NO	NAME	FROM LAP	LAPS LED	DISTANCE	VEHICLE
81	Scott GRANT	1	3	7.29 miles	MZ ETZ 250
95	Christopher ROGERS	4	1	2.43 miles	MZ ETZ 250
75	Peter WOODALL	5	2	4.86 miles	MZ ETZ 250

BMCRC - MRO Championships 2021 - Rnd 4 @ Brands Hatch GP

Chilton Motors 250MZs & Blue Haze GPF

RACE 17 - STATISTICS

CLASS : R

6 Starters

Fastest Lap History

NO	NAME	LAP TIME	TIME OF DAY	LAP	VEHICLE
108	Ian KEEBLE	2:10.073	17:02:45.985	1	MZ ETC 250
108	Ian KEEBLE	2:03.142	17:04:49.127	2	MZ ETC 250
108	Ian KEEBLE	2:01.690	17:06:50.817	3	MZ ETC 250
108	Ian KEEBLE	2:01.672	17:10:55.210	5	MZ ETC 250

Leader History

NO	NAME	FROM LAP	LAPS LED	DISTANCE	VEHICLE
108	Ian KEEBLE	1	6	14.59 miles	MZ ETC 250

BMCRC - MRO Championships 2021 - Rnd 4 @ Brands Hatch GP

Chilton Motors 250MZs & Blue Haze GPF

RACE 17 - STATISTICS

CLASS : GPF

8 Starters

Fastest Lap History

NO	NAME	LAP TIME	TIME OF DAY	LAP	VEHICLE
122	Rik BALLERINI	2:32.765	17:03:08.663	1	Suzuki RG570
122	Rik BALLERINI	1:44.535	17:04:53.192	2	Suzuki RG570
130	Ian MACKMAN	1:44.451	17:04:55.497	2	Aprilia RS 250
122	Rik BALLERINI	1:43.855	17:06:37.048	3	Suzuki RG570
122	Rik BALLERINI	1:43.564	17:08:20.611	4	Suzuki RG570
122	Rik BALLERINI	1:42.939	17:10:03.550	5	Suzuki RG570

Leader History

NO	NAME	FROM LAP	LAPS LED	DISTANCE	VEHICLE
122	Rik BALLERINI	1	6	14.59 miles	Suzuki RG570

BMCRC-MRO Championships 2021



EDiasia FORMULA 400 & BLUE HAZE GP

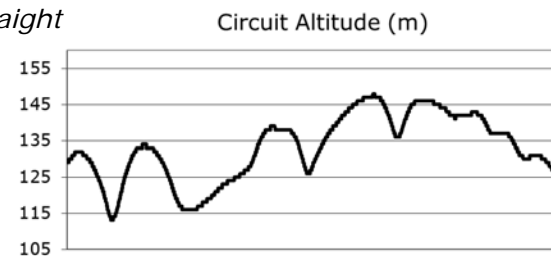
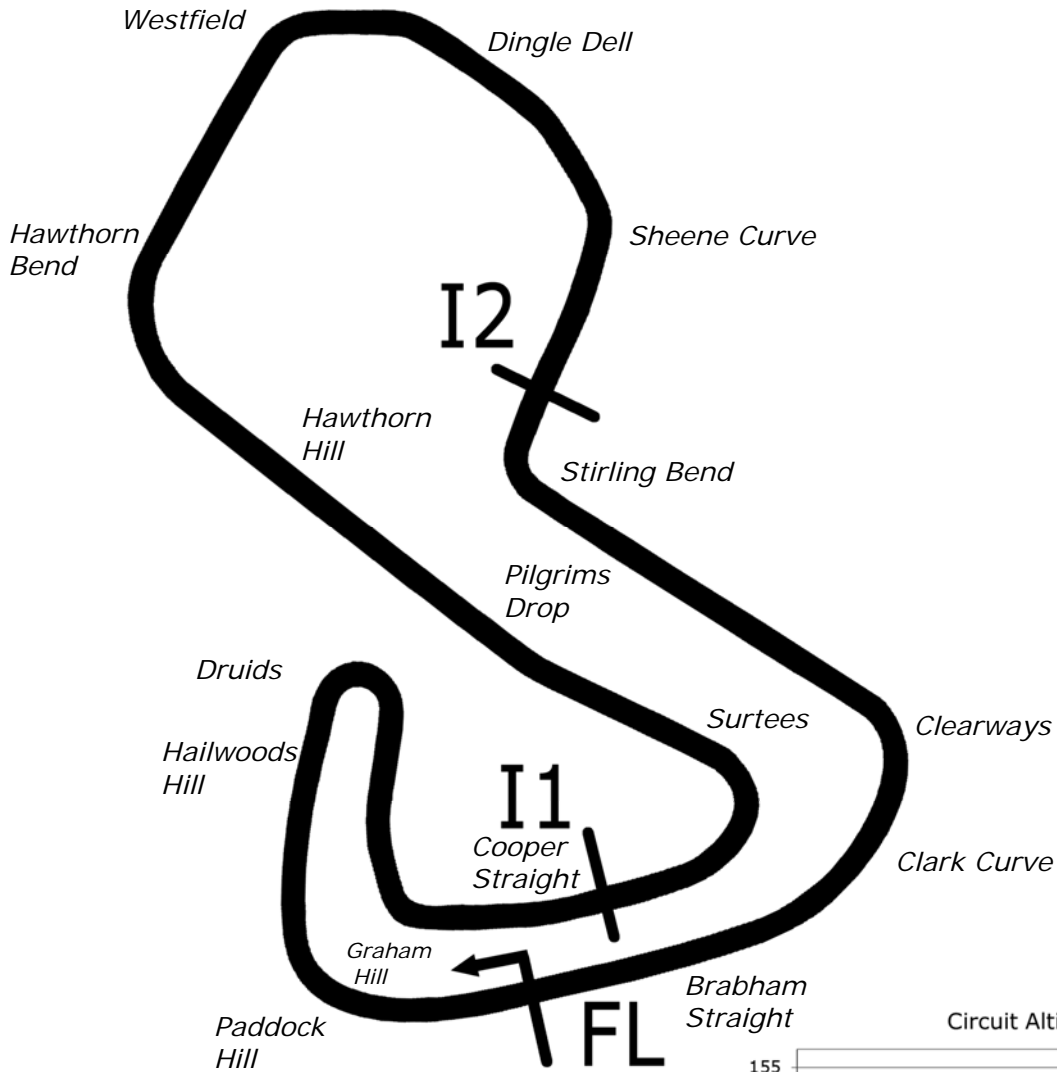
Brands Hatch GP

17th / 18th July 2021



Results Provided by Timing Solutions Ltd
www.tsl-timing.com

Brands Hatch GP



Length	2.4332 miles	3916.0 m	
FL		51.36032 N	0.26032 E
I1	1116m	51.35934 N	0.25955 E
I2	2928m	51.35532 N	0.26250 E
Pit Entry	3646m	51.35911 N	0.25743 E
Pit Exit	26m after FL	51.36027 N	0.26078 E
Pit Entry-Pit Exit 277m, 19.9s @50kph, 16.6s @60kph			

All results available at www.tsl-timing.com

BMCRC - MRO Championships 2021 - Rnd 4 @ Brands Hatch GP

EDlasia Formula 400 & Blue Haze GP

QUALIFYING - CLASSIFICATION



POS	NO	CL	PIC NAME	ENTRY	TIME	ON	LAPS	GAP	DIFF	MPH
1	117	GP	1 Stuart HALL	Yamaha TZ250 -	1:42.006	5	7			85.87
2	4		1 James SEATH	Kawasaki ZXR400 L9 - Ovenden Earthmoving	1:42.196	7	7	0.190	0.190	85.71
3	26	GP	2 Josh WAINWRIGHT	Yamaha TZ250 - JW MOT Centre	1:43.442	5	6	1.436	1.246	84.68
4	176	GP	3 Jonathan STAMPER	Yamaha TZ250 -	1:44.235	5	7	2.229	0.793	84.03
5	51	GP	4 Kevin WHOLEY	Yamaha TZ250 - Twistgrip Motorcycles	1:44.563	7	7	2.557	0.328	83.77
6	85		2 James ROBINSON	Kawasaki ZXR400 - claire palastanga ceramics	1:44.586	4	6	2.580	0.023	83.75
7	3	GP	5 Tom BARRETT	Honda RS250 - The Two Stroke Workshop	1:44.754	5	6	2.748	0.168	83.62
8	351	S	1 Sam DIGBY-BAKER	Kawasaki ZXR400 -	1:45.431	6	7	3.425	0.677	83.08
9	22	GP	6 Rik BALLERINI	Yamaha TZ250 - SCLS LTD, GECKO RACING, CAMBI	1:45.555	6	7	3.549	0.124	82.98
10	157	GP	7 Liam McCARTER	Yamaha TZ250 -	1:45.679	6	6	3.673	0.124	82.89
11	119	GP	8 Ian STANFORD	Honda RS250 - N and J Stanford Suspended Ceilings a	1:45.749	4	5	3.743	0.070	82.83
12	69	GP	9 Dave HARVIEK	Yamaha TZ250 4DP - NW Roofing London Ltd	1:45.991	6	7	3.985	0.242	82.64
13	92	GP	10 Jordan WAINWRIGHT	Yamaha TZ250 T - JW MOT Centre	1:46.168	5	6	4.162	0.177	82.50
14	30	S	2 Alan COOPER	Yamaha TZR250 - twistgrip motorcycles	1:46.503	7	7	4.497	0.335	82.24
15	47		3 Allan CLARK	Kawasaki ZXR400 - A Clark & Sons Builders	1:46.591	4	7	4.585	0.088	82.18
16	157	S	3 Geoff MOOK	Yamaha TZR 250 -	1:46.840	5	5	4.834	0.249	81.99
17	57		4 Paul FISHER	Kawasaki ZXR400 -	1:47.088	6	7	5.082	0.248	81.80
18	8	S	4 David BALL	Yamaha TZR250 - Gardiner Page and Roe pension cor	1:50.280	3	6	8.274	3.192	79.43
19	27	S	5 Richard HAYWARD	Yamaha TZR250 - Hazel Motors/ Gforce	1:50.759	3	5	8.753	0.479	79.08
20	32	R	1 Conor MURRAY	Kawasaki NINJA 300 -	1:50.806	4	6	8.800	0.047	79.05
21	75		5 Gary FRASER	Kawasaki ZXR 400 -	1:51.510	3	6	9.504	0.704	78.55
22	222	S	6 Matthew EPPS	Kawasaki ZXR400 - M.E Vehicle Repairs	1:51.772	3	6	9.766	0.262	78.37
23	97	S	7 Nicholas TAIG	Honda VFR400 NC30 - RST, Bell Helmets UK	1:51.796	5	5	9.790	0.024	78.35
24	39		6 Peter PARAPANOS	Kawasaki NINJA 300 - AMR Glasgow Kawasaki	1:53.454	5	6	11.448	1.658	77.21
25	19	R	2 James O'MARA	Kawasaki NINJA 300 - BRP Machining Ltd	1:53.464	3	6	11.458	0.010	77.20
26	88	GP	11 George PRINOS	Yamaha TZ250 - KAPPA PLANNING LTD	1:56.077	6	6	14.071	2.613	75.46
27	10	S	8 Mike BRUNSDON	Kawasaki NINJA 300 - CF Fairford	1:56.875	6	6	14.869	0.798	74.95
28	53	GP	12 Mark WHITING	Yamaha TZ250 - Mark whiting	1:56.940	1	1	14.934	0.065	74.90
29	999	S	9 Jim DALTON	Kawasaki ZXR400L1 -	1:57.133	3	5	15.127	0.193	74.78
30	175	R	3 Jonathan ADEDOTUN	Kawasaki NINJA 300 -	1:58.558	5	6	16.552	1.425	73.88
31	96		7 Giovanni BELIOSSI	Kawasaki NINJA 300 - ASR Accident Storage Recovery	1:59.241	6	6	17.235	0.683	73.46
32	174	GP	13 David BOWLER	Yamaha TZ 250 4DP -	1:59.816	6	6	17.810	0.575	73.11
33	147	GP	14 John HANNAFORD	Yamaha TZ350D -	2:01.127	6	6	19.121	1.311	72.31
34	73	R	4 Colvin TURNER	Yamaha TZR250 -	2:01.678	6	6	19.672	0.551	71.99
35	61	GP	15 Russell COOK	Yamaha TZ250 - Myself	2:27.627	3	5	45.621	25.949	59.33
36	83	R	5 Simon CHAPPELL	Kawasaki NINJA 300 -			0			

Weather / Track : Sunny / Dry

These results are provisional until the conclusion of any judicial and technical matters.

Brands Hatch GP

Circuit Length = 2.4332 miles

Start: 09:51 Flag 10:04 End: 10:06

Clerk Of Course :	Stewards :	Timekeeper : Craig Smith
-------------------	------------	--------------------------

Results can be found at www.tsl-timing.com

Printed - 10:09 Saturday, 17 July 2021



BMCRG - MRO Championships 2021 - Rnd 4 @ Brands Hatch GP

EDlasia Formula 400 & Blue Haze GP

QUALIFYING - SECTOR ANALYSIS



SECTOR 1 = FL to I1, SECTOR 2 = I1 to I2, SECTOR 3 = I2 to FL, DIFF = Difference To Personal Best Lap, P = Crossed Finish Line in Pit Lane, D = Time Disallowed

P1 117 GP		Stuart HALL		Yamaha TZ250 -			
IDEAL LAP TIME : 1:41.605		BEST LAP TIME : 1:42.006		DIFFERENCE : 0.401			
LAP	SECTOR 1	SECTOR 2	SECTOR 3	LAP TIME	MPH	DIFF	TIME OF DAY
1 -	36.267	49.953	25.169	1:51.389	78.64	9.383	09:54:50.221
2 -	33.385	47.287	24.247	1:44.919	83.49	2.913	09:56:35.140
3 -	32.331	46.455	24.090	1:42.876 (3)	85.14	0.870	09:58:18.016
4 -	32.296	46.421	24.519	1:43.236	84.85	1.230	10:00:01.252
5 -	32.032	45.857	24.117	1:42.006 (1)	85.87		10:01:43.258
6 -	31.752	46.760	24.231	1:42.743 (2)	85.25	0.737	10:03:26.001
7 -	32.397	45.763	24.790	1:42.950	85.08	0.944	10:05:08.951

P2 4		James SEATH		Kawasaki ZXR400 L9 - Ovenden Earthmoving			
IDEAL LAP TIME : 1:41.921		BEST LAP TIME : 1:42.196		DIFFERENCE : 0.275			
LAP	SECTOR 1	SECTOR 2	SECTOR 3	LAP TIME	MPH	DIFF	TIME OF DAY
1 -	33.220	47.432	24.735	1:45.387	83.12	3.191	09:54:27.037
2 -	32.246	46.759	24.722	1:43.727	84.45	1.531	09:56:10.764
3 -	32.073	46.777	24.543	1:43.393 (3)	84.72	1.197	09:57:54.157
4 -	31.900	45.931	24.392	1:42.223 (2)	85.69	0.027	09:59:36.380
5 -	32.339	46.499	25.000	1:43.838	84.36	1.642	10:01:20.218
6 -	31.849	47.297	24.545	1:43.691	84.48	1.495	10:03:03.909
7 -	31.695	45.834	24.667	1:42.196 (1)	85.71		10:04:46.105

P3 26 GP		Josh WAINWRIGHT		Yamaha TZ250 - JW MOT Centre			
IDEAL LAP TIME : 1:43.442		BEST LAP TIME : 1:43.442		DIFFERENCE : 0.000			
LAP	SECTOR 1	SECTOR 2	SECTOR 3	LAP TIME	MPH	DIFF	TIME OF DAY
1 -	39.734	52.456	IN PIT	3:00.867 P	48.43	1:17.425	09:56:32.863
2 -	OUTLAP	51.863	25.438	2:01.682	71.98	18.240	09:58:34.545
3 -	34.540	48.088	24.953	1:47.581	81.42	4.139	10:00:22.126
4 -	33.056	47.067	25.220	1:45.343 (2)	83.15	1.901	10:02:07.469
5 -	32.469	46.562	24.411	1:43.442 (1)	84.68		10:03:50.911
6 -	33.214	47.736	25.981	1:46.931 (3)	81.92	3.489	10:05:37.842

P4 176 GP		Jonathan STAMPER		Yamaha TZ250 -			
IDEAL LAP TIME : 1:43.156		BEST LAP TIME : 1:44.235		DIFFERENCE : 1.079			
LAP	SECTOR 1	SECTOR 2	SECTOR 3	LAP TIME	MPH	DIFF	TIME OF DAY
1 -	35.445	49.626	26.198	1:51.269	78.72	7.034	09:54:59.099
2 -	33.175	48.478	26.531	1:48.184	80.97	3.949	09:56:47.283
3 -	32.965	47.624	24.878	1:45.467	83.05	1.232	09:58:32.750
4 -	32.618	47.467	24.805	1:44.890	83.51	0.655	10:00:17.640
5 -	32.630	46.972	24.633	1:44.235 (1)	84.03		10:02:01.875
6 -	32.159	47.041	25.526	1:44.726 (3)	83.64	0.491	10:03:46.601
7 -	32.606	46.364	25.313	1:44.283 (2)	84.00	0.048	10:05:30.884

P5 51 GP		Kevin WHOLEY		Yamaha TZ250 - Twistgrip Motorcycles			
IDEAL LAP TIME : 1:44.447		BEST LAP TIME : 1:44.563		DIFFERENCE : 0.116			
LAP	SECTOR 1	SECTOR 2	SECTOR 3	LAP TIME	MPH	DIFF	TIME OF DAY
1 -	34.997	50.063	26.323	1:51.383	78.64	6.820	09:54:42.314
2 -	33.880	48.848	26.173	1:48.901	80.43	4.338	09:56:31.215
3 -	33.968	48.357	25.475	1:47.800	81.26	3.237	09:58:19.015
4 -	32.799	47.074	25.142	1:45.015 (3)	83.41	0.452	10:00:04.030
5 -	33.137	47.696	25.281	1:46.114	82.55	1.551	10:01:50.144
6 -	32.716	47.313	24.793	1:44.822 (2)	83.56	0.259	10:03:34.966
7 -	32.580	47.138	24.845	1:44.563 (1)	83.77		10:05:19.529

Weather / Track : Sunny / Dry

Brands Hatch GP
Circuit Length = 2.4332 miles
Start: 09:51 Flag 10:04 End: 10:06

BMCR - MRO Championships 2021 - Rnd 4 @ Brands Hatch GP

EDlasia Formula 400 & Blue Haze GP

QUALIFYING - SECTOR ANALYSIS



SECTOR 1 = FL to I1, SECTOR 2 = I1 to I2, SECTOR 3 = I2 to FL, DIFF = Difference To Personal Best Lap, P = Crossed Finish Line in Pit Lane, D = Time Disallowed

P6 85 James ROBINSON		Kawasaki ZXR400 - claire palastanga ceramics					
IDEAL LAP TIME : 1:44.454		BEST LAP TIME : 1:44.586		DIFFERENCE : 0.132			
LAP	SECTOR 1	SECTOR 2	SECTOR 3	LAP TIME	MPH	DIFF	TIME OF DAY
1 -	33.969	47.549	25.004	1:46.522	82.23	1.936	09:54:30.348
2 -	33.073	47.747	26.028	1:46.848	81.98	2.262	09:56:17.196
3 -	32.855	46.893	25.214	1:44.962 (2)	83.45	0.376	09:58:02.158
4 -	32.741	46.709	25.136	1:44.586 (1)	83.75		09:59:46.744
5 -	32.967	47.837	25.341	1:46.145 (3)	82.52	1.559	10:01:32.889
6 -	34.357	48.875	29.007	1:52.239	78.04	7.653	10:03:25.128

P7 3 GP Tom BARRETT		Honda RS250 - The Two Stroke Workshop					
IDEAL LAP TIME : 1:43.471		BEST LAP TIME : 1:44.754		DIFFERENCE : 1.283			
LAP	SECTOR 1	SECTOR 2	SECTOR 3	LAP TIME	MPH	DIFF	TIME OF DAY
1 -	35.722	49.140	26.505	1:51.367	78.65	6.613	09:54:54.543
2 -	33.618	47.286	25.100	1:46.004	82.63	1.250	09:56:40.547
3 -	32.973	47.149	25.148	1:45.270 (3)	83.21	0.516	09:58:25.817
4 -	33.397	47.555	24.487	1:45.439	83.07	0.685	10:00:11.256
5 -	32.821	47.140	24.793	1:44.754 (1)	83.62		10:01:56.010
6 -	33.180	46.532	25.064	1:44.776 (2)	83.60	0.022	10:03:40.786

P8 351 S Sam DIGBY-BAKER		Kawasaki ZXR400 -					
IDEAL LAP TIME : 1:45.305		BEST LAP TIME : 1:45.431		DIFFERENCE : 0.126			
LAP	SECTOR 1	SECTOR 2	SECTOR 3	LAP TIME	MPH	DIFF	TIME OF DAY
1 -	34.545	48.204	25.729	1:48.478	80.75	3.047	09:54:31.517
2 -	33.762	47.518	26.323	1:47.603	81.40	2.172	09:56:19.120
3 -	33.773	47.598	25.748	1:47.119	81.77	1.688	09:58:06.239
4 -	33.770	47.787	25.817	1:47.374	81.58	1.943	09:59:53.613
5 -	33.230	47.511	25.396	1:46.137 (2)	82.53	0.706	10:01:39.750
6 -	33.043	46.866	25.522	1:45.431 (1)	83.08		10:03:25.181
7 -	33.205	47.715	25.471	1:46.391 (3)	82.33	0.960	10:05:11.572

P9 22 GP Rik BALLERINI		Yamaha TZ250 - SCLS LTD, GECKO RACING, CAMBRIDGE M					
IDEAL LAP TIME : 1:44.830		BEST LAP TIME : 1:45.555		DIFFERENCE : 0.725			
LAP	SECTOR 1	SECTOR 2	SECTOR 3	LAP TIME	MPH	DIFF	TIME OF DAY
1 -	34.779	50.151	25.534	1:50.464	79.30	4.909	09:54:51.139
2 -	32.955	47.761	25.748	1:46.464	82.27	0.909	09:56:37.603
3 -	32.931	48.194	25.529	1:46.654	82.13	1.099	09:58:24.257
4 -	33.049	48.137	25.294	1:46.480	82.26	0.925	10:00:10.737
5 -	32.777	47.929	25.328	1:46.034 (3)	82.61	0.479	10:01:56.771
6 -	33.057	46.874	25.624	1:45.555 (1)	82.98		10:03:42.326
7 -	32.926	47.704	25.179	1:45.809 (2)	82.78	0.254	10:05:28.135

P10 157 GP Liam McCARTER		Yamaha TZ250 -					
IDEAL LAP TIME : 1:45.127		BEST LAP TIME : 1:45.679		DIFFERENCE : 0.552			
LAP	SECTOR 1	SECTOR 2	SECTOR 3	LAP TIME	MPH	DIFF	TIME OF DAY
1 -	35.148	49.671	25.431	1:50.250	79.45	4.571	09:54:52.076
2 -	33.400	47.717	24.984	1:46.101	82.56	0.422	09:56:38.177
3 -	33.479	47.594	25.102	1:46.175	82.50	0.496	09:58:24.352
4 -	33.445	47.201	25.113	1:45.759 (2)	82.82	0.080	10:00:10.111
5 -	33.224	47.318	25.233	1:45.775 (3)	82.81	0.096	10:01:55.886
6 -	33.125	47.018	25.536	1:45.679 (1)	82.89		10:03:41.565

Weather / Track : Sunny / Dry

Brands Hatch GP
Circuit Length = 2.4332 miles
Start: 09:51 Flag 10:04 End: 10:06

BMCR - MRO Championships 2021 - Rnd 4 @ Brands Hatch GP

EDlasia Formula 400 & Blue Haze GP

QUALIFYING - SECTOR ANALYSIS



SECTOR 1 = FL to I1, SECTOR 2 = I1 to I2, SECTOR 3 = I2 to FL, DIFF = Difference To Personal Best Lap, P = Crossed Finish Line in Pit Lane, D = Time Disallowed

P11 119 GP		Ian STANFORD		Honda RS250 - N and J Stanford Suspended Ceilings and Partit			
IDEAL LAP TIME : 1:45.377		BEST LAP TIME : 1:45.749		DIFFERENCE : 0.372			
LAP	SECTOR 1	SECTOR 2	SECTOR 3	LAP TIME	MPH	DIFF	TIME OF DAY
1 -	35.994	51.902	25.957	1:53.853	76.93	8.104	09:55:05.106
2 -	34.283	48.208	25.122	1:47.613	81.40	1.864	09:56:52.719
3 -	33.537	49.029	24.981	1:47.547 (3)	81.45	1.798	09:58:40.266
4 -	33.271	47.662	24.816	1:45.749 (1)	82.83		10:00:26.015
5 -	33.607	47.471	24.736	1:45.814 (2)	82.78	0.065	10:02:11.829

P12 69 GP		Dave HARVIEK		Yamaha TZ250 4DP - NW Roofing London Ltd			
IDEAL LAP TIME : 1:45.581		BEST LAP TIME : 1:45.991		DIFFERENCE : 0.410			
LAP	SECTOR 1	SECTOR 2	SECTOR 3	LAP TIME	MPH	DIFF	TIME OF DAY
1 -	36.068	49.123	26.877	1:52.068	78.16	6.077	09:54:42.408
2 -	35.015	48.412	25.743	1:49.170	80.24	3.179	09:56:31.578
3 -	35.698	47.536	25.363	1:48.597	80.66	2.606	09:58:20.175
4 -	34.144	47.313	25.677	1:47.134 (3)	81.76	1.143	10:00:07.309
5 -	34.466	48.925	25.909	1:49.300	80.14	3.309	10:01:56.609
6 -	33.860	47.150	24.981	1:45.991 (1)	82.64		10:03:42.600
7 -	33.450	48.092	25.253	1:46.795 (2)	82.02	0.804	10:05:29.395

P13 92 GP		Jordan WAINWRIGHT		Yamaha TZ250 T - JW MOT Centre			
IDEAL LAP TIME : 1:45.646		BEST LAP TIME : 1:46.168		DIFFERENCE : 0.522			
LAP	SECTOR 1	SECTOR 2	SECTOR 3	LAP TIME	MPH	DIFF	TIME OF DAY
1 -	36.839	50.872	25.768	1:53.479	77.19	7.311	09:55:27.741
2 -	34.140	50.173	27.946	1:52.259	78.03	6.091	09:57:20.000
3 -	34.915	48.390	25.602	1:48.907 (3)	80.43	2.739	09:59:08.907
4 -	33.706	47.572	25.010	1:46.288 (2)	82.41	0.120	10:00:55.195
5 -	33.064	48.027	25.077	1:46.168 (1)	82.50		10:02:41.363
6 -	33.201	50.595	25.623	1:49.419	80.05	3.251	10:04:30.782

P14 30 S		Alan COOPER		Yamaha TZR250 - twistgrip motorcycles			
IDEAL LAP TIME : 1:46.004		BEST LAP TIME : 1:46.503		DIFFERENCE : 0.499			
LAP	SECTOR 1	SECTOR 2	SECTOR 3	LAP TIME	MPH	DIFF	TIME OF DAY
1 -	35.165	49.530	26.452	1:51.147	78.81	4.644	09:54:46.307
2 -	33.930	50.083	26.155	1:50.168	79.51	3.665	09:56:36.475
3 -	34.504	49.012	25.345	1:48.861	80.46	2.358	09:58:25.336
4 -	34.130	48.000	25.456	1:47.586	81.42	1.083	10:00:12.922
5 -	33.248	48.082	25.532	1:46.862 (2)	81.97	0.359	10:01:59.784
6 -	33.037	47.824	26.593	1:47.454 (3)	81.52	0.951	10:03:47.238
7 -	32.971	47.688	25.844	1:46.503 (1)	82.24		10:05:33.741

P15 47		Allan CLARK		Kawasaki ZXR400 - A Clark & Sons Builders			
IDEAL LAP TIME : 1:46.251		BEST LAP TIME : 1:46.591		DIFFERENCE : 0.340			
LAP	SECTOR 1	SECTOR 2	SECTOR 3	LAP TIME	MPH	DIFF	TIME OF DAY
1 -	37.276	51.367	26.707	1:55.350	75.94	8.759	09:54:53.919
2 -	34.761	49.149	25.681	1:49.591	79.93	3.000	09:56:43.510
3 -	34.334	49.745	25.871	1:49.950	79.67	3.359	09:58:33.460
4 -	33.600	47.887	25.104	1:46.591 (1)	82.18		10:00:20.051
5 -	33.699	48.367	25.323	1:47.389 (3)	81.57	0.798	10:02:07.440
6 -	33.260	48.557	25.184	1:47.001 (2)	81.86	0.410	10:03:54.441
7 -	34.067	49.743	26.398	1:50.208	79.48	3.617	10:05:44.649

Weather / Track : Sunny / Dry

Brands Hatch GP
Circuit Length = 2.4332 miles
Start: 09:51 Flag 10:04 End: 10:06

BMCRG - MRO Championships 2021 - Rnd 4 @ Brands Hatch GP

EDlasia Formula 400 & Blue Haze GP

QUALIFYING - SECTOR ANALYSIS



SECTOR 1 = FL to I1, SECTOR 2 = I1 to I2, SECTOR 3 = I2 to FL, DIFF = Difference To Personal Best Lap, P = Crossed Finish Line in Pit Lane, D = Time Disallowed

P16 157 S		Geoff MOOK		Yamaha TZR 250 -			
IDEAL LAP TIME : 1:46.779		BEST LAP TIME : 1:46.840		DIFFERENCE : 0.061			
LAP	SECTOR 1	SECTOR 2	SECTOR 3	LAP TIME	MPH	DIFF	TIME OF DAY
1 -	38.099	51.204	25.926	1:55.229	76.02	8.389	09:55:11.244
2 -	35.618	49.492	25.857	1:50.967	78.94	4.127	09:57:02.211
3 -	34.022	47.890	25.937	1:47.849 (2)	81.22	1.009	09:58:50.060
4 -	33.984	48.018	26.619	1:48.621 (3)	80.64	1.781	10:00:38.681
5 -	33.446	47.951	25.443	1:46.840 (1)	81.99		10:02:25.521

P17 57		Paul FISHER		Kawasaki ZXR400 -			
IDEAL LAP TIME : 1:46.779		BEST LAP TIME : 1:47.088		DIFFERENCE : 0.309			
LAP	SECTOR 1	SECTOR 2	SECTOR 3	LAP TIME	MPH	DIFF	TIME OF DAY
1 -	35.830	49.195	25.819	1:50.844	79.02	3.756	09:54:38.388
2 -	34.380	48.132	25.777	1:48.289	80.89	1.201	09:56:26.677
3 -	34.393	48.634	25.662	1:48.689	80.59	1.601	09:58:15.366
4 -	33.971	48.151	25.424	1:47.546 (3)	81.45	0.458	10:00:02.912
5 -	34.145	47.580	25.424	1:47.149 (2)	81.75	0.061	10:01:50.061
6 -	33.959	47.889	25.240	1:47.088 (1)	81.80		10:03:37.149
7 -	34.110	47.682	27.228	1:49.020	80.35	1.932	10:05:26.169

P18 8 S		David BALL		Yamaha TZR250 - Gardiner Page and Roe pension consultants			
IDEAL LAP TIME : 1:49.583		BEST LAP TIME : 1:50.280		DIFFERENCE : 0.697			
LAP	SECTOR 1	SECTOR 2	SECTOR 3	LAP TIME	MPH	DIFF	TIME OF DAY
1 -	38.035	51.883	25.958	1:55.876	75.59	5.596	09:55:12.352
2 -	34.801	51.103	26.365	1:52.269 (3)	78.02	1.989	09:57:04.621
3 -	34.176	49.449	26.655	1:50.280 (1)	79.43		09:58:54.901
4 -	34.971	51.206	26.643	1:52.820	77.64	2.540	10:00:47.721
5 -	35.021	50.520	26.568	1:52.109 (2)	78.13	1.829	10:02:39.830
6 -	34.335	1:04.837	27.145	2:06.317	69.34	16.037	10:04:46.147

P19 27 S		Richard HAYWARD		Yamaha TZR250 - Hazel Motors/ Gforce			
IDEAL LAP TIME : 1:50.326		BEST LAP TIME : 1:50.759		DIFFERENCE : 0.433			
LAP	SECTOR 1	SECTOR 2	SECTOR 3	LAP TIME	MPH	DIFF	TIME OF DAY
1 -	36.744	52.791	28.107	1:57.642	74.46	6.883	09:55:09.384
2 -	35.656	52.056	26.831	1:54.543	76.47	3.784	09:57:03.927
3 -	34.625	49.445	26.689	1:50.759 (1)	79.08		09:58:54.686
4 -	35.372	51.180	27.495	1:54.047 (3)	76.80	3.288	10:00:48.733
5 -	34.192	50.311	27.162	1:51.665 (2)	78.44	0.906	10:02:40.398

P20 32 R		Conor MURRAY		Kawasaki NINJA 300 -			
IDEAL LAP TIME : 1:50.806		BEST LAP TIME : 1:50.806		DIFFERENCE : 0.000			
LAP	SECTOR 1	SECTOR 2	SECTOR 3	LAP TIME	MPH	DIFF	TIME OF DAY
1 -	OUTLAP	50.924	27.446	1:58.002	74.23	7.196	09:55:57.284
2 -	34.803	49.964	26.918	1:51.685 (3)	78.43	0.879	09:57:48.969
3 -	34.554	50.111	26.785	1:51.450 (2)	78.59	0.644	09:59:40.419
4 -	34.456	49.620	26.730	1:50.806 (1)	79.05		10:01:31.225
5 -	35.070	50.711	28.257	1:54.038	76.81	3.232	10:03:25.263
6 -	35.150	50.326	27.051	1:52.527	77.84	1.721	10:05:17.790

Weather / Track : Sunny / Dry

Brands Hatch GP
Circuit Length = 2.4332 miles
Start: 09:51 Flag 10:04 End: 10:06

BMCRG - MRO Championships 2021 - Rnd 4 @ Brands Hatch GP

EDlasia Formula 400 & Blue Haze GP

QUALIFYING - SECTOR ANALYSIS



SECTOR 1 = FL to I1, SECTOR 2 = I1 to I2, SECTOR 3 = I2 to FL, DIFF = Difference To Personal Best Lap, P = Crossed Finish Line in Pit Lane, D = Time Disallowed

P21 75 Gary FRASER		Kawasaki ZXR 400 -					
IDEAL LAP TIME : 1:51.137		BEST LAP TIME : 1:51.510		DIFFERENCE : 0.373			
LAP	SECTOR 1	SECTOR 2	SECTOR 3	LAP TIME	MPH	DIFF	TIME OF DAY
1 -	37.410	51.762	27.394	1:56.566	75.14	5.056	09:55:08.391
2 -	36.050	50.836	26.672	1:53.558	77.13	2.048	09:57:01.949
3 -	35.279	49.937	26.294	1:51.510 (1)	78.55		09:58:53.459
4 -	36.101	51.076	26.613	1:53.790	76.98	2.280	10:00:47.249
5 -	35.069	50.696	26.431	1:52.196 (3)	78.07	0.686	10:02:39.445
6 -	34.906	50.153	26.470	1:51.529 (2)	78.54	0.019	10:04:30.974

P22 222 S Matthew EPPS		Kawasaki ZXR400 - M.E Vehicle Repairs					
IDEAL LAP TIME : 1:51.424		BEST LAP TIME : 1:51.772		DIFFERENCE : 0.348			
LAP	SECTOR 1	SECTOR 2	SECTOR 3	LAP TIME	MPH	DIFF	TIME OF DAY
1 -	OUTLAP	51.417	26.304	1:57.524	74.53	5.752	09:55:33.214
2 -	35.512	50.831	26.144	1:52.487 (3)	77.87	0.715	09:57:25.701
3 -	35.181	50.388	26.203	1:51.772 (1)	78.37		09:59:17.473
4 -	35.048	50.232	27.032	1:52.312 (2)	77.99	0.540	10:01:09.785
5 -	35.056	52.226	26.755	1:54.037	76.81	2.265	10:03:03.822
6 -	35.296	50.936	27.044	1:53.276	77.33	1.504	10:04:57.098

P23 97 S Nicholas TAIG		Honda VFR400 NC30 - RST, Bell Helmets UK					
IDEAL LAP TIME : 1:51.796		BEST LAP TIME : 1:51.796		DIFFERENCE : 0.000			
LAP	SECTOR 1	SECTOR 2	SECTOR 3	LAP TIME	MPH	DIFF	TIME OF DAY
1 -	37.002	51.303	27.856	1:56.161	75.41	4.365	09:54:55.635
2 -	35.560	51.712	27.202	1:54.474	76.52	2.678	09:56:50.109
3 -	36.191	51.426	26.791	1:54.408 (3)	76.56	2.612	09:58:44.517
4 -	35.911	51.384	26.835	1:54.130 (2)	76.75	2.334	10:00:38.647
5 -	35.293	49.904	26.599	1:51.796 (1)	78.35		10:02:30.443

P24 39 Peter PARAPANOS		Kawasaki NINJA 300 - AMR Glasgow Kawasaki					
IDEAL LAP TIME : 1:53.312		BEST LAP TIME : 1:53.454		DIFFERENCE : 0.142			
LAP	SECTOR 1	SECTOR 2	SECTOR 3	LAP TIME	MPH	DIFF	TIME OF DAY
1 -	36.761	51.753	27.394	1:55.908	75.57	2.454	09:54:46.757
2 -	35.208	51.399	27.283	1:53.890	76.91	0.436	09:56:40.647
3 -	35.070	51.070	27.493	1:53.633 (2)	77.08	0.179	09:58:34.280
4 -	34.988	51.197	27.471	1:53.656 (3)	77.07	0.202	10:00:27.936
5 -	34.996	51.204	27.254	1:53.454 (1)	77.21		10:02:21.390
6 -	35.167	53.667	27.577	1:56.411	75.24	2.957	10:04:17.801

P25 19 R James O'MARA		Kawasaki NINJA 300 - BRP Machining Ltd					
IDEAL LAP TIME : 1:52.386		BEST LAP TIME : 1:53.464		DIFFERENCE : 1.078			
LAP	SECTOR 1	SECTOR 2	SECTOR 3	LAP TIME	MPH	DIFF	TIME OF DAY
1 -	36.880	52.773	27.251	1:56.904	74.93	3.440	09:55:09.851
2 -	35.608	52.349	26.904	1:54.861 (3)	76.26	1.397	09:57:04.712
3 -	34.417	51.826	27.221	1:53.464 (1)	77.20		09:58:58.176
4 -	1:08.761	55.325	27.545	2:31.631	57.77	38.167	10:01:29.807
5 -	35.957	51.065	28.693	1:55.715	75.70	2.251	10:03:25.522
6 -	34.804	52.046	27.246	1:54.096 (2)	76.77	0.632	10:05:19.618

Weather / Track : Sunny / Dry

Brands Hatch GP
Circuit Length = 2.4332 miles
Start: 09:51 Flag 10:04 End: 10:06

BMCRC - MRO Championships 2021 - Rnd 4 @ Brands Hatch GP

EDlasia Formula 400 & Blue Haze GP

QUALIFYING - SECTOR ANALYSIS



SECTOR 1 = FL to I1, SECTOR 2 = I1 to I2, SECTOR 3 = I2 to FL, DIFF = Difference To Personal Best Lap, P = Crossed Finish Line in Pit Lane, D = Time Disallowed

P26 88 GP		George PRINOS		Yamaha TZ250 - KAPPA PLANNING LTD			
IDEAL LAP TIME : 1:55.348		BEST LAP TIME : 1:56.077		DIFFERENCE : 0.729			
LAP	SECTOR 1	SECTOR 2	SECTOR 3	LAP TIME	MPH	DIFF	TIME OF DAY
1 -	37.949	56.335	26.824	2:01.108	72.33	5.031	09:55:16.626
2 -	37.758	54.179	27.918	1:59.855	73.08	3.778	09:57:16.481
3 -	37.119	53.486	26.811	1:57.416 (3)	74.60	1.339	09:59:13.897
4 -	37.594	53.233	27.117	1:57.944	74.27	1.867	10:01:11.841
5 -	36.800	53.052	27.186	1:57.038 (2)	74.84	0.961	10:03:08.879
6 -	36.462	52.075	27.540	1:56.077 (1)	75.46		10:05:04.956

P27 10 S		Mike BRUNSDON		Kawasaki NINJA 300 - CF Fairford			
IDEAL LAP TIME : 1:56.643		BEST LAP TIME : 1:56.875		DIFFERENCE : 0.232			
LAP	SECTOR 1	SECTOR 2	SECTOR 3	LAP TIME	MPH	DIFF	TIME OF DAY
1 -	36.976	54.271	29.166	2:00.413	72.74	3.538	09:54:55.872
2 -	36.948	53.492	28.604	1:59.044	73.58	2.169	09:56:54.916
3 -	36.275	53.145	28.913	1:58.333	74.02	1.458	09:58:53.249
4 -	36.122	53.028	28.167	1:57.317 (3)	74.66	0.442	10:00:50.566
5 -	35.520	53.292	28.128	1:56.940 (2)	74.90	0.065	10:02:47.506
6 -	35.694	52.995	28.186	1:56.875 (1)	74.95		10:04:44.381

P28 53 GP		Mark WHITING		Yamaha TZ250 - Mark whiting			
IDEAL LAP TIME : 1:53.221		BEST LAP TIME : 1:56.940		DIFFERENCE : 3.719			
LAP	SECTOR 1	SECTOR 2	SECTOR 3	LAP TIME	MPH	DIFF	TIME OF DAY
1 -	36.190	49.755	30.995	1:56.940 (1)	74.90		09:55:12.598

P29 999 S		Jim DALTON		Kawasaki ZXR400L1 -			
IDEAL LAP TIME : 1:55.952		BEST LAP TIME : 1:57.133		DIFFERENCE : 1.181			
LAP	SECTOR 1	SECTOR 2	SECTOR 3	LAP TIME	MPH	DIFF	TIME OF DAY
1 -	37.292	53.006	28.747	1:59.045	73.58	1.912	09:55:01.026
2 -	36.961	52.344	27.872	1:57.177 (2)	74.75	0.044	09:56:58.203
3 -	36.505	52.551	28.077	1:57.133 (1)	74.78		09:58:55.336
4 -	36.798	53.203	27.675	1:57.676	74.44	0.543	10:00:53.012
5 -	36.337	53.391	27.591	1:57.319 (3)	74.66	0.186	10:02:50.331

P30 175 R		Jonathan ADEDOTUN		Kawasaki NINJA 300 -			
IDEAL LAP TIME : 1:58.310		BEST LAP TIME : 1:58.558		DIFFERENCE : 0.248			
LAP	SECTOR 1	SECTOR 2	SECTOR 3	LAP TIME	MPH	DIFF	TIME OF DAY
1 -	37.666	53.747	28.756	2:00.169	72.89	1.611	09:54:50.905
2 -	36.344	53.732	28.572	1:58.648 (3)	73.83	0.090	09:56:49.553
3 -	36.722	54.380	29.037	2:00.139	72.91	1.581	09:58:49.692
4 -	36.326	54.360	28.659	1:59.345	73.39	0.787	10:00:49.037
5 -	36.293	53.731	28.534	1:58.558 (1)	73.88		10:02:47.595
6 -	36.628	53.622	28.395	1:58.645 (2)	73.83	0.087	10:04:46.240

P31 96		Giovanni BELIOSSI		Kawasaki NINJA 300 - ASR Accident Storage Recovery			
IDEAL LAP TIME : 1:58.870		BEST LAP TIME : 1:59.241		DIFFERENCE : 0.371			
LAP	SECTOR 1	SECTOR 2	SECTOR 3	LAP TIME	MPH	DIFF	TIME OF DAY
1 -	39.955	55.617	29.025	2:04.597	70.30	5.356	09:55:08.486
2 -	38.780	55.759	28.899	2:03.438	70.96	4.197	09:57:11.924
3 -	36.891	56.000	28.917	2:01.808 (3)	71.91	2.567	09:59:13.732
4 -	37.385	56.086	28.641	2:02.112	71.73	2.871	10:01:15.844
5 -	36.765	54.248	28.495	1:59.508 (2)	73.29	0.267	10:03:15.352
6 -	36.272	54.619	28.350	1:59.241 (1)	73.46		10:05:14.593

Weather / Track : Sunny / Dry

Brands Hatch GP
Circuit Length = 2.4332 miles
Start: 09:51 Flag 10:04 End: 10:06

BMCRG - MRO Championships 2021 - Rnd 4 @ Brands Hatch GP

EDlasia Formula 400 & Blue Haze GP

QUALIFYING - SECTOR ANALYSIS



SECTOR 1 = FL to I1, SECTOR 2 = I1 to I2, SECTOR 3 = I2 to FL, DIFF = Difference To Personal Best Lap, P = Crossed Finish Line in Pit Lane, D = Time Disallowed

P32 174 GP		David BOWLER		Yamaha TZ 250 4DP -			
IDEAL LAP TIME : 1:58.907		BEST LAP TIME : 1:59.816		DIFFERENCE : 0.909			
LAP	SECTOR 1	SECTOR 2	SECTOR 3	LAP TIME	MPH	DIFF	TIME OF DAY
1 -	38.947	54.321	27.715	2:00.983	72.40	1.167	09:55:08.496
2 -	37.747	53.839	28.309	1:59.895 (2)	73.06	0.079	09:57:08.391
3 -	37.688	54.067	28.443	2:00.198 (3)	72.87	0.382	09:59:08.589
4 -	37.906	55.332	28.085	2:01.323	72.20	1.507	10:01:09.912
5 -	37.470	55.099	28.357	2:00.926	72.43	1.110	10:03:10.838
6 -	37.353	53.939	28.524	1:59.816 (1)	73.11		10:05:10.654

P33 147 GP		John HANNAFORD		Yamaha TZ350D -			
IDEAL LAP TIME : 2:00.073		BEST LAP TIME : 2:01.127		DIFFERENCE : 1.054			
LAP	SECTOR 1	SECTOR 2	SECTOR 3	LAP TIME	MPH	DIFF	TIME OF DAY
1 -	40.194	56.736	28.058	2:04.988	70.08	3.861	09:55:16.068
2 -	38.835	55.455	28.117	2:02.407 (3)	71.56	1.280	09:57:18.475
3 -	39.239	55.667	27.755	2:02.661	71.41	1.534	09:59:21.136
4 -	38.888	54.650	28.108	2:01.646 (2)	72.01	0.519	10:01:22.782
5 -	38.433	54.644	29.581	2:02.658	71.41	1.531	10:03:25.440
6 -	39.111	53.885	28.131	2:01.127 (1)	72.31		10:05:26.567

P34 73 R		Colvin TURNER		Yamaha TZR250 -			
IDEAL LAP TIME : 2:00.184		BEST LAP TIME : 2:01.678		DIFFERENCE : 1.494			
LAP	SECTOR 1	SECTOR 2	SECTOR 3	LAP TIME	MPH	DIFF	TIME OF DAY
1 -	37.725	56.313	28.854	2:02.892	71.28	1.214	09:55:20.304
2 -	38.630	55.120	28.660	2:02.410 (2)	71.56	0.732	09:57:22.714
3 -	38.623	54.997	28.794	2:02.414	71.55	0.736	09:59:25.128
4 -	38.840	55.198	29.550	2:03.588	70.87	1.910	10:01:28.716
5 -	39.077	54.007	29.327	2:02.411 (3)	71.56	0.733	10:03:31.127
6 -	38.546	54.680	28.452	2:01.678 (1)	71.99		10:05:32.805

P35 61 GP		Russell COOK		Yamaha TZ250 - Myself			
IDEAL LAP TIME : 2:25.881		BEST LAP TIME : 2:27.627		DIFFERENCE : 1.746			
LAP	SECTOR 1	SECTOR 2	SECTOR 3	LAP TIME	MPH	DIFF	TIME OF DAY
1 -	49.186	1:12.463	36.359	2:38.008	55.43	10.381	09:56:21.919
2 -	47.543	1:08.908	34.718	2:31.169	57.94	3.542	09:58:53.088
3 -	47.724	1:06.750	33.153	2:27.627 (1)	59.33		10:01:20.715
4 -	46.573	1:08.041	33.898	2:28.512 (3)	58.98	0.885	10:03:49.227
5 -	45.978	1:07.415	34.938	2:28.331 (2)	59.05	0.704	10:06:17.558

BMCRC - MRO Championships 2021 - Rnd 4 @ Brands Hatch GP

EDlasia Formula 400 & Blue Haze GP

QUALIFYING - BEST SECTORS

SECTOR 1			SECTOR 2			SECTOR 3			IDEAL / BEST COMPARISON						
POS	NO	NAME	TIME	NO	NAME	TIME	NO	NAME	TIME	POS	NO	NAME	IDEAL	BEST	DIFF
													PERFECT LAP	1:41.548	
1	4	SEATH	31.695	117	HALL	45.763	117	HALL	24.090	1	117	HALL	1:41.605	1:42.006	0.401
2	117	HALL	31.752	4	SEATH	45.834	4	SEATH	24.392	2	4	SEATH	1:41.921	1:42.196	0.275
3	176	STAMPER	32.159	176	STAMPER	46.364	26	WAINWRIGHT	24.411	3	176	STAMPER	1:43.156	1:44.235	1.079
4	3	BARRETT	32.452	3	BARRETT	46.532	3	BARRETT	24.487	4	26	WAINWRIGHT	1:43.442	1:43.442	0.000
5	26	WAINWRIGHT	32.469	26	WAINWRIGHT	46.562	176	STAMPER	24.633	5	3	BARRETT	1:43.471	1:44.754	1.283
6	51	WHOLEY	32.580	85	ROBINSON	46.709	119	STANFORD	24.736	6	51	WHOLEY	1:44.447	1:44.563	0.116
7	85	ROBINSON	32.741	351	DIGBY-BAKER	46.866	51	WHOLEY	24.793	7	85	ROBINSON	1:44.454	1:44.586	0.132
8	22	BALLERINI	32.777	22	BALLERINI	46.874	69	HARVIEK	24.981	8	22	BALLERINI	1:44.830	1:45.555	0.725
9	30	COOPER	32.971	157	McCARTER	47.018	157	McCARTER	24.984	9	157	McCARTER	1:45.127	1:45.679	0.552
10	351	DIGBY-BAKER	33.043	51	WHOLEY	47.074	85	ROBINSON	25.004	10	351	DIGBY-BAKER	1:45.305	1:45.431	0.126
11	92	WAINWRIGHT	33.064	69	HARVIEK	47.150	92	WAINWRIGHT	25.010	11	119	STANFORD	1:45.377	1:45.749	0.372
12	157	McCARTER	33.125	119	STANFORD	47.471	47	CLARK	25.104	12	69	HARVIEK	1:45.581	1:45.991	0.410
13	119	STANFORD	33.170	92	WAINWRIGHT	47.572	22	BALLERINI	25.179	13	92	WAINWRIGHT	1:45.646	1:46.168	0.522
14	47	CLARK	33.260	57	FISHER	47.580	57	FISHER	25.240	14	30	COOPER	1:46.004	1:46.503	0.499
15	157	MOOK	33.446	30	COOPER	47.688	30	COOPER	25.345	15	47	CLARK	1:46.251	1:46.591	0.340
16	69	HARVIEK	33.450	47	CLARK	47.887	351	DIGBY-BAKER	25.396	16	57	FISHER	1:46.779	1:47.088	0.309
17	57	FISHER	33.959	157	MOOK	47.890	157	MOOK	25.443	17	157	MOOK	1:46.779	1:46.840	0.061
18	8	BALL	34.176	27	HAYWARD	49.445	8	BALL	25.958	18	8	BALL	1:49.583	1:50.280	0.697
19	27	HAYWARD	34.192	8	BALL	49.449	222	EPPS	26.144	19	27	HAYWARD	1:50.326	1:50.759	0.433
20	19	O'MARA	34.417	32	MURRAY	49.620	75	FRASER	26.294	20	32	MURRAY	1:50.806	1:50.806	0.000
21	32	MURRAY	34.456	53	WHITING	49.755	97	TAIG	26.599	21	75	FRASER	1:51.137	1:51.510	0.373
22	75	FRASER	34.906	97	TAIG	49.904	27	HAYWARD	26.689	22	222	EPPS	1:51.424	1:51.772	0.348
23	39	PARAPANOS	34.988	75	FRASER	49.937	32	MURRAY	26.730	23	97	TAIG	1:51.796	1:51.796	0.000
24	222	EPPS	35.048	222	EPPS	50.232	88	PRINOS	26.811	24	19	O'MARA	1:52.386	1:53.464	1.078
25	97	TAIG	35.293	19	O'MARA	51.065	19	O'MARA	26.904	25	53	WHITING	1:53.221	1:56.940	3.719
26	10	BRUNSDON	35.520	39	PARAPANOS	51.070	39	PARAPANOS	27.254	26	39	PARAPANOS	1:53.312	1:53.454	0.142
27	999	DALTON	36.017	88	PRINOS	52.075	53	WHITING	27.276	27	88	PRINOS	1:55.348	1:56.077	0.729
28	53	WHITING	36.190	999	DALTON	52.344	999	DALTON	27.591	28	999	DALTON	1:55.952	1:57.133	1.181
29	96	BELIOSSI	36.272	10	BRUNSDON	52.995	174	BOWLER	27.715	29	10	BRUNSDON	1:56.643	1:56.875	0.232
30	175	ADEDOTUN	36.293	175	ADEDOTUN	53.622	147	HANNAFORD	27.755	30	175	ADEDOTUN	1:58.310	1:58.558	0.248
31	88	PRINOS	36.462	174	BOWLER	53.839	10	BRUNSDON	28.128	31	96	BELIOSSI	1:58.870	1:59.241	0.371
32	174	BOWLER	37.353	147	HANNAFORD	53.885	96	BELIOSSI	28.350	32	174	BOWLER	1:58.907	1:59.816	0.909
33	73	TURNER	37.725	73	TURNER	54.007	175	ADEDOTUN	28.395	33	147	HANNAFORD	2:00.073	2:01.127	1.054
34	147	HANNAFORD	38.433	96	BELIOSSI	54.248	73	TURNER	28.452	34	73	TURNER	2:00.184	2:01.678	1.494
35	61	COOK	45.978	61	COOK	1:06.750	83	CHAPPELL	31.389	35	61	COOK	2:25.881	2:27.627	1.746
36							61	COOK	33.153						

Weather / Track : Sunny / Dry

Brands Hatch GP

Circuit Length = 2.4332 miles

Start: 09:51 Flag 10:04 End: 10:06

Results can be found at www.tsl-timing.com

Printed - 10:09 Saturday, 17 July 2021

BMCRC - MRO Championships 2021 - Rnd 4 @ Brands Hatch GP

EDlasia Formula 400 & Blue Haze GP

QUALIFYING - STATISTICS

Competitors Started 36
Planned Start 2021-07-17 @ 09:51:00.000
Actual Start 2021-07-17 @ 09:51:19.266
Finish Time 2021-07-17 @ 10:04:04.301
Track Length 2.4332mi.
Total Laps 209
Total Distance Covered 508.5575mi.

Session Fastest Lap History

NO	CL	NAME	LAP TIME	TIME OF DAY	LAP	VEHICLE
4		James SEATH	1:45.387	09:54:27.064	1	Kawasaki ZXR400 L9
4		James SEATH	1:43.727	09:56:10.791	2	Kawasaki ZXR400 L9
4		James SEATH	1:43.393	09:57:54.184	3	Kawasaki ZXR400 L9
117	GP	Stuart HALL	1:42.876	09:58:18.026	3	Yamaha TZ250
4		James SEATH	1:42.223	09:59:36.407	4	Kawasaki ZXR400 L9
117	GP	Stuart HALL	1:42.006	10:01:43.268	5	Yamaha TZ250

Flag History

TYPE	TIME OF DAY
GREEN	09:51:19.266
FINISH	10:04:04.301

Flag Statistics

TYPE	COUNT	TOTAL LAPS	TOTAL TIME
Green	1	7	15:32.486
Red	0	0	0.000
Safety Car	0	0	0.000
FCY	0	0	0.000

BMCRC - MRO Championships 2021 - Rnd 4 @ Brands Hatch GP

EDlasia Formula 400 & Blue Haze GP

QUALIFYING - STATISTICS

CLASS :

7 Starters

Fastest Lap History

NO	NAME	LAP TIME	TIME OF DAY	LAP	VEHICLE
4	James SEATH	1:45.387	09:54:27.064	1	Kawasaki ZXR400 L9
4	James SEATH	1:43.727	09:56:10.791	2	Kawasaki ZXR400 L9
4	James SEATH	1:43.393	09:57:54.184	3	Kawasaki ZXR400 L9
4	James SEATH	1:42.223	09:59:36.407	4	Kawasaki ZXR400 L9
4	James SEATH	1:42.196	10:04:46.131	7	Kawasaki ZXR400 L9

Weather / Track : Sunny / Dry

Results can be found at www.tsl-timing.com

Page 2 of 5

Brands Hatch GP
Circuit Length = 2.4332 miles
Start: 09:51 Flag 10:04 End: 10:06

Printed - 10:09 Saturday, 17 July 2021

BMCRC - MRO Championships 2021 - Rnd 4 @ Brands Hatch GP

EDlasia Formula 400 & Blue Haze GP

QUALIFYING - STATISTICS

CLASS : R

5 Starters

Fastest Lap History

NO	NAME	LAP TIME	TIME OF DAY	LAP	VEHICLE
175	Jonathan ADEDOTUN	2:00.169	09:54:50.912	1	Kawasaki NINJA 300
19	James O'MARA	1:56.904	09:55:09.866	1	Kawasaki NINJA 300
19	James O'MARA	1:54.861	09:57:04.727	2	Kawasaki NINJA 300
32	Conor MURRAY	1:51.685	09:57:48.986	2	Kawasaki NINJA 300
32	Conor MURRAY	1:51.450	09:59:40.434	3	Kawasaki NINJA 300
32	Conor MURRAY	1:50.806	10:01:31.240	4	Kawasaki NINJA 300

Weather / Track : Sunny / Dry

Results can be found at www.tsl-timing.com

Page 3 of 5

Brands Hatch GP
Circuit Length = 2.4332 miles
Start: 09:51 Flag 10:04 End: 10:06

Printed - 10:09 Saturday, 17 July 2021

BMCRC - MRO Championships 2021 - Rnd 4 @ Brands Hatch GP

EDlasia Formula 400 & Blue Haze GP

QUALIFYING - STATISTICS

CLASS : S

9 Starters

Fastest Lap History

NO	NAME	LAP TIME	TIME OF DAY	LAP	VEHICLE
351	Sam DIGBY-BAKER	1:48.478	09:54:31.535	1	Kawasaki ZXR400
351	Sam DIGBY-BAKER	1:47.603	09:56:19.139	2	Kawasaki ZXR400
351	Sam DIGBY-BAKER	1:47.119	09:58:06.258	3	Kawasaki ZXR400
351	Sam DIGBY-BAKER	1:46.137	10:01:39.769	5	Kawasaki ZXR400
351	Sam DIGBY-BAKER	1:45.431	10:03:25.181	6	Kawasaki ZXR400

Weather / Track : Sunny / Dry

Results can be found at www.tsl-timing.com

Page 4 of 5

Brands Hatch GP
Circuit Length = 2.4332 miles
Start: 09:51 Flag 10:04 End: 10:06

Printed - 10:09 Saturday, 17 July 2021

BMCRC - MRO Championships 2021 - Rnd 4 @ Brands Hatch GP

EDlasia Formula 400 & Blue Haze GP

QUALIFYING - STATISTICS

CLASS : GP

15 Starters

Fastest Lap History

NO	NAME	LAP TIME	TIME OF DAY	LAP	VEHICLE
51	Kevin WHOLEY	1:51.383	09:54:42.341	1	Yamaha TZ250
22	Rik BALLERINI	1:50.464	09:54:51.155	1	Yamaha TZ250
157	Liam McCARTER	1:50.250	09:54:52.096	1	Yamaha TZ250
51	Kevin WHOLEY	1:48.901	09:56:31.237	2	Yamaha TZ250
117	Stuart HALL	1:44.919	09:56:35.151	2	Yamaha TZ250
117	Stuart HALL	1:42.876	09:58:18.026	3	Yamaha TZ250
117	Stuart HALL	1:42.006	10:01:43.268	5	Yamaha TZ250

Weather / Track : Sunny / Dry

Results can be found at www.tsl-timing.com

Page 5 of 5

Brands Hatch GP
Circuit Length = 2.4332 miles
Start: 09:51 Flag 10:04 End: 10:06

Printed - 10:09 Saturday, 17 July 2021

BMCRC - MRO Championships 2021 - Rnd 4 @ Brands Hatch GP



EDlasia Formula 400 & Blue Haze GP



RACE 3 - GRID (6 Laps)

ROW 13	39		38		37	34 Vince CUNDLE				
ROW 12	36	83 Simon CHAPPELL	2:27.627	35	61 Russell COOK	2:01.678	34	73 Colvin TURNER		
ROW 11		2:01.127	33	147 John HANNAFORD	1:59.816	32	174 David BOWLER	1:59.241	31	96 Giovanni BELIOSSI
ROW 10	30	1:58.558	175 Jonathan ADEDOTUN	1:57.133	29	999 Jim DALTON	1:56.940	28	53 Mark WHITING	
ROW 9		1:56.875	27	10 Mike BRUNSDON	1:56.077	26	88 George PRINOS	1:53.464	25	19 James O'MARA
ROW 8	24	1:53.454	39 Peter PARAPANOS	1:51.796	23	97 Nicholas TAIG	1:51.772	22	222 Matthew EPPS	
ROW 7		1:51.510	21	75 Gary FRASER	1:50.806	20	32 Conor MURRAY	1:50.759	19	27 Richard HAYWARD
ROW 6	18	1:50.280	8 David BALL	1:47.088	17	57 Paul FISHER	1:46.840	16	157 Geoff MOOK	
ROW 5		1:46.591	15	47 Allan CLARK	1:46.503	14	30 Alan COOPER	1:46.168	13	92 Jordan WAINWRIGHT
ROW 4	12	1:45.991	69 Dave HARVIEK	1:45.749	11	119 Ian STANFORD	1:45.679	10	157 Liam McCARTER	
ROW 3		1:45.555	9	22 Rik BALLERINI	1:45.431	8	351 Sam DIGBY-BAKER	1:44.754	7	3 Tom BARRETT
ROW 2	6	1:44.586	85 James ROBINSON	1:44.563	5	51 Kevin WHOLEY	1:44.235	4	176 Jonathan STAMPER	
ROW 1		1:43.442	3	26 Josh WAINWRIGHT	1:42.196	2	4 James SEATH	1:42.006	1	117 Stuart HALL
										Pole

Brands Hatch GP

Circuit Length = 2.4332 miles

These results are provisional until the conclusion of any judicial and technical matters.

Clerk Of Course :	Stewards :	Timekeeper : Craig Smith
-------------------	------------	--------------------------

Results can be found at www.tsl-timing.com

Printed - 10:12 Saturday, 17 July 2021



BMCRC - MRO Championships 2021 - Rnd 4 @ Brands Hatch GP



EDlasia Formula 400 & Blue Haze GP



RACE 3 - CLASSIFICATION

POS	NO	CL	PIC NAME	ENTRY	LAPS	TIME	GAP	DIFF	MPH	BEST	ON
1	51	GP	Kevin WHOLEY	Yamaha TZ250 - Twistgrip Motorcycles	6	10:12.561			85.80	1:40.570	5
2	117	GP	Stuart HALL	Yamaha TZ250 -	6	10:12.793	0.232	0.232	85.76	1:40.519	4
3	176	GP	Jonathan STAMPER	Yamaha TZ250 -	6	10:16.813	4.252	4.020	85.21	1:40.693	4
4	26	GP	Josh WAINWRIGHT	Yamaha TZ250 - JW MOT Centre	6	10:24.583	12.022	7.770	84.15	1:42.713	2
5	4		James SEATH	Kawasaki ZXR400 L9 - Ovenden Earthmoving	6	10:25.483	12.922	0.900	84.02	1:43.043	2
6	157	GP	Liam McCARTER	Yamaha TZ250 -	6	10:31.461	18.900	5.978	83.23	1:42.278	2
7	119	GP	Ian STANFORD	Honda RS250 - N and J Stanford Suspended Ceiling	6	10:35.322	22.761	3.861	82.72	1:43.920	2
8	351	S	Sam DIGBY-BAKER	Kawasaki ZXR400 -	6	10:36.794	24.233	1.472	82.53	1:43.520	6
9	22	GP	Rik BALLERINI	Yamaha TZ250 - SCLS LTD, GECKO RACING, CA	6	10:36.961	24.400	0.167	82.51	1:43.921	6
10	92	GP	Jordan WAINWRIGHT	Yamaha TZ250 T - JW MOT Centre	6	10:38.256	25.695	1.295	82.34	1:44.552	4
11	85		James ROBINSON	Kawasaki ZXR400 - claire palastanga ceramics	6	10:39.885	27.324	1.629	82.13	1:44.266	5
12	30	S	Alan COOPER	Yamaha TZR250 - twistgrip motorcycles	6	10:42.405	29.844	2.520	81.81	1:45.033	3
13	47		Allan CLARK	Kawasaki ZXR400 - A Clark & Sons Builders	6	10:44.478	31.917	2.073	81.55	1:44.841	6
14	57		Paul FISHER	Kawasaki ZXR400 -	6	10:46.866	34.305	2.388	81.25	1:45.487	6
15	69	GP	Dave HARVIEK	Yamaha TZ250 4DP - NW Roofing London Ltd	6	10:54.599	42.038	7.733	80.29	1:46.498	3
16	75		Gary FRASER	Kawasaki ZXR 400 -	6	11:02.117	49.556	7.518	79.38	1:47.973	5
17	8	S	David BALL	Yamaha TZR250 - Gardiner Page and Roe pension	6	11:02.298	49.737	0.181	79.35	1:47.948	4
18	27	S	Richard HAYWARD	Yamaha TZR250 - Hazel Motors/ Gforce	6	11:03.267	50.706	0.969	79.24	1:48.002	6
19	32	R	Conor MURRAY	Kawasaki NINJA 300 -	6	11:12.920	1:00.359	9.653	78.10	1:49.452	6
20	19	R	James O'MARA	Kawasaki NINJA 300 - BRP Machining Ltd	6	11:23.646	1:11.085	10.726	76.88	1:51.740	3
21	88	GP	George PRINOS	Yamaha TZ250 - KAPPA PLANNING LTD	6	11:29.176	1:16.615	5.530	76.26	1:51.243	3
22	174	GP	David BOWLER	Yamaha TZ 250 4DP -	6	11:54.043	1:41.482	24.867	73.60	1:56.813	5
23	147	GP	John HANNAFORD	Yamaha TZ350D -	6	11:54.798	1:42.237	0.755	73.52	1:55.848	2
24	73	R	Colvin TURNER	Yamaha TZR250 -	6	11:56.161	1:43.600	1.363	73.38	1:56.716	2
25	175	R	Jonathan ADEDOTUN	Kawasaki NINJA 300 -	6	11:56.858	1:44.297	0.697	73.31	1:57.518	6
26	999	S	Jim DALTON	Kawasaki ZXR400L1 -	6	11:57.358	1:44.797	0.500	73.26	1:56.263	4
27	10	S	Mike BRUNSDON	Kawasaki NINJA 300 - CF Fairford	6	11:59.430	1:46.869	2.072	73.05	1:57.164	4
28	83	R	Simon CHAPPELL	Kawasaki NINJA 300 -	5	10:31.047	1 Lap	1 Lap	69.40	2:03.459	5

NOT CLASSIFIED

DNF	96		Giovanni BELIOSSI	Kawasaki NINJA 300 - ASR Accident Storage Reco	5	9:59.575	1 Lap		73.05	1:56.666	3
DNF	3*	GP	Tom BARRETT	Honda RS250 - The Two Stroke Workshop	4	7:01.459	2 Laps	1 Lap	83.13	1:42.750	3
DNF	97	S	Nicholas TAIG	Honda VFR400 NC30 - RST, Bell Helmets UK	4	7:33.086	2 Laps	31.627	77.33	1:49.609	4
DNF	157	S	Geoff MOOK	Yamaha TZR 250 -	3	5:19.421	3 Laps	1 Lap	82.27	1:42.930	3
DNF	222	S	Matthew EPPS	Kawasaki ZXR400 - M.E Vehicle Repairs	1	1:56.998	5 Laps	2 Laps	74.87	1:56.998	1
DNF	61	GP	Russell COOK	Yamaha TZ250 - Myself	0						

FASTEST LAP

117	GP	Stuart HALL	Yamaha TZ250 -	4	1:40.519	87.14 mph	140.24 kph
157	S	Geoff MOOK	Yamaha TZR 250 -	3	1:42.930	85.10 mph	136.96 kph
4		James SEATH	Kawasaki ZXR400 L9 - Ovenden Earthmoving	2	1:43.043	85.01 mph	136.81 kph
32	R	Conor MURRAY	Kawasaki NINJA 300 -	6	1:49.452	80.03 mph	128.80 kph

* Bike 3 - Please fit a working transponder
 Class GP - 92.5% of Race Speed = 79.36 mph
 Class S - 92.5% of Race Speed = 77.71 mph
 Class R - 92.5% of Race Speed = 76.34 mph
 Class R - 92.5% of Race Speed = 72.24 mph

Brands Hatch GP: 2.4332 miles
 Race Distance: 6 Laps / 14.59 miles
 Start: 12:56 Flag 13:06 End: 13:08

Weather / Track : Sunny / Dry

These results are provisional until the conclusion of any judicial and technical matters.

Clerk Of Course :	Stewards :	Timekeeper : Craig Smith
-------------------	------------	--------------------------

Results can be found at www.tsl-timing.com

Printed - 13:08 Saturday, 17 July 2021



BMCRG - MRO Championships 2021 - Rnd 4 @ Brands Hatch GP

EDlasia Formula 400 & Blue Haze GP

RACE 3 - LAP CHART

LAP 1 @ 12:58:12.595		
NO	BEHIND	LAP TIME

51		1:47.029
117	1.113	1:48.142
4	1.579	1:48.608
26	2.314	1:49.343
176	3.198	1:50.227
157	3.985	1:51.014
3	5.384	1:52.413
85	5.535	1:52.564
22	5.560	1:52.589
157	5.973	1:53.002
351	6.441	1:53.470
119	6.663	1:53.692
30	7.242	1:54.271
92	7.428	1:54.457
57	8.327	1:55.356
47	9.479	1:56.508
222	9.969	1:56.998
8	10.520	1:57.549
69	10.589	1:57.618
27	11.161	1:58.190
32	12.402	1:59.431
19	12.707	1:59.736
75	13.553	2:00.582
97	13.576	2:00.605
175	17.503	2:04.532
73	17.537	2:04.566
147	19.916	2:06.945
10	20.432	2:07.461
174	20.528	2:07.557
88	20.618	2:07.647
96	21.779	2:08.808
999	24.813	2:11.842
83	25.227	2:12.256

LAP 2 @ 12:59:54.085		
NO	BEHIND	LAP TIME

51		1:41.490
117		1:40.890
4	0.513	1:43.043
176	3.338	1:41.630
26	3.537	1:42.713
157	4.773	1:42.278
3	6.820	1:42.926
157	7.972	1:43.489
22	9.031	1:44.961
119	9.093	1:43.920
351	9.992	1:45.041
85	10.066	1:46.021
92	10.660	1:44.722
30	11.417	1:45.665
57	12.681	1:45.844
47	13.773	1:45.784
69	18.215	1:49.116
8	19.366	1:50.336
27	19.460	1:49.789
75	20.904	1:48.841
19	23.901	1:52.684
32	24.028	1:53.116
97	24.241	1:52.155
88	31.038	1:51.910
73	32.763	1:56.716
175	33.835	1:57.822

147	34.274	1:55.848
174	35.861	1:56.823
96	37.503	1:57.214
10	39.197	2:00.255
999	40.293	1:56.970
83	48.053	2:04.316

LAP 3 @ 13:01:35.671		
NO	BEHIND	LAP TIME

117		1:41.073
51	0.258	1:41.844
176	2.936	1:41.184
4	5.086	1:43.540
26	5.325	1:43.374
157	6.112	1:42.925
3	7.984	1:42.750
157	9.316	1:42.930
119	12.133	1:44.626
351	13.429	1:45.023
22	13.639	1:46.194
92	14.004	1:44.930
85	14.428	1:45.948
30	14.864	1:45.033
57	17.104	1:46.009
47	17.506	1:45.319
69	23.127	1:46.498
8	26.034	1:48.254
27	27.325	1:49.451
75	27.526	1:48.208
32	32.549	1:50.107
97	33.372	1:50.717
19	34.055	1:51.740
88	40.695	1:51.243
73	49.761	1:58.584
175	50.252	1:58.003
147	50.607	1:57.919
174	51.210	1:56.935
96	52.583	1:56.666
999	55.025	1:56.318
10	56.205	1:58.594
83	1:12.150	2:05.683

LAP 4 @ 13:03:16.190		
NO	BEHIND	LAP TIME

117		1:40.519
51	0.684	1:40.945
176	3.110	1:40.693
4	7.785	1:43.218
26	8.252	1:43.446
157	10.138	1:44.545
3	10.835	1:43.370
119	16.677	1:45.063
22	17.866	1:44.746
92	18.037	1:44.552
351	18.058	1:45.148
85	20.066	1:46.157
30	20.300	1:45.955
47	24.055	1:47.068
57	24.144	1:47.559
69	29.881	1:47.273
8	33.463	1:47.948
75	35.506	1:48.499
27	36.143	1:49.337
32	41.969	1:49.939

97	42.462	1:49.609
19	45.749	1:52.213
88	52.195	1:52.019
147	1:07.967	1:57.879
174	1:08.942	1:58.251
73	1:09.099	1:59.857
175	1:09.621	1:59.888
96	1:10.218	1:58.154
999	1:10.769	1:56.263
10	1:12.850	1:57.164
83	1:36.964	2:05.333

LAP 5 @ 13:04:56.928		
NO	BEHIND	LAP TIME

117		1:40.738
51	0.516	1:40.570
176	3.712	1:41.340
4	10.094	1:43.047
26	10.328	1:42.814
157	14.820	1:45.420
119	19.887	1:43.948
22	21.678	1:44.550
92	21.869	1:44.570
351	21.912	1:44.592
85	23.594	1:44.266
30	24.795	1:45.233
47	28.275	1:44.958
57	30.017	1:46.611
69	35.961	1:46.818
8	41.886	1:49.161
75	42.741	1:47.973
27	43.903	1:48.498
32	52.106	1:50.875
19	59.354	1:54.343
88	1:04.266	1:52.809
147	1:24.630	1:57.401
174	1:25.017	1:56.813
73	1:26.651	1:58.290
175	1:27.978	1:59.095
96	1:28.213	1:58.733
999	1:28.400	1:58.369
10	1:30.053	1:57.941

LAP 6 @ 13:06:38.127		
NO	BEHIND	LAP TIME

51		1:40.683
117	0.232	1:41.431
176	4.252	1:41.739
26	12.022	1:42.893
4	12.922	1:44.027
83	1 Lap	2:03.459
157	18.900	1:45.279
119	22.761	1:44.073
351	24.233	1:43.520
22	24.400	1:43.921
92	25.695	1:45.025
85	27.324	1:44.929
30	29.844	1:46.248
47	31.917	1:44.841
57	34.305	1:45.487
69	42.038	1:47.276
75	49.556	1:48.014
8	49.737	1:49.050
27	50.706	1:48.002

32	1:00.359	1:49.452
19	1:11.085	1:52.930
88	1:16.615	1:53.548
174	1:41.482	1:57.664
147	1:42.237	1:58.806
73	1:43.600	1:58.148
175	1:44.297	1:57.518
999	1:44.797	1:57.596
10	1:46.869	1:58.015

Weather / Track : Sunny / Dry

Results can be found at www.tsl-timing.com

Brands Hatch GP
Circuit Length = 2.4332 miles
Start: 12:56 Flag 13:06 End: 13:08

Printed - 13:09 Saturday, 17 July 2021

BMCR - MRO Championships 2021 - Rnd 4 @ Brands Hatch GP

EDlasia Formula 400 & Blue Haze GP

RACE 3 - SECTOR ANALYSIS



SECTOR 1 = FL to I1, SECTOR 2 = I1 to I2, SECTOR 3 = I2 to FL, DIFF = Difference To Personal Best Lap, P = Crossed Finish Line in Pit Lane, D = Time Disallowed

P1 51 GP		Kevin WHOLEY		Yamaha TZ250 - Twistgrip Motorcycles			
IDEAL LAP TIME : 1:40.049		BEST LAP TIME : 1:40.570		DIFFERENCE : 0.521			
LAP	SECTOR 1	SECTOR 2	SECTOR 3	LAP TIME	MPH	DIFF	TIME OF DAY
1 -		45.347	24.159	1:47.029	81.84	6.459	12:58:12.595
2 -	31.974	45.588	23.928	1:41.490	86.31	0.920	12:59:54.085
3 -	31.820	46.187	23.837	1:41.844	86.01	1.274	13:01:35.929
4 -	31.644	45.309	23.992	1:40.945 (3)	86.77	0.375	13:03:16.874
5 -	31.574	44.781	24.215	1:40.570 (1)	87.10		13:04:57.444
6 -	32.095	44.638	23.950	1:40.683 (2)	87.00	0.113	13:06:38.127

P2 117 GP		Stuart HALL		Yamaha TZ250 -			
IDEAL LAP TIME : 1:40.495		BEST LAP TIME : 1:40.519		DIFFERENCE : 0.024			
LAP	SECTOR 1	SECTOR 2	SECTOR 3	LAP TIME	MPH	DIFF	TIME OF DAY
1 -		46.288	24.029	1:48.142	81.00	7.623	12:58:13.708
2 -	31.523	45.491	23.876	1:40.890 (3)	86.82	0.371	12:59:54.598
3 -	31.531	45.662	23.880	1:41.073	86.66	0.554	13:01:35.671
4 -	31.432	45.226	23.861	1:40.519 (1)	87.14		13:03:16.190
5 -	31.448	45.399	23.891	1:40.738 (2)	86.95	0.219	13:04:56.928
6 -	32.062	45.202	24.167	1:41.431	86.36	0.912	13:06:38.359

P3 176 GP		Jonathan STAMPER		Yamaha TZ250 -			
IDEAL LAP TIME : 1:40.493		BEST LAP TIME : 1:40.693		DIFFERENCE : 0.200			
LAP	SECTOR 1	SECTOR 2	SECTOR 3	LAP TIME	MPH	DIFF	TIME OF DAY
1 -		46.626	24.226	1:50.227	79.47	9.534	12:58:15.793
2 -	32.015	45.967	23.648	1:41.630	86.19	0.937	12:59:57.423
3 -	31.696	45.672	23.816	1:41.184 (2)	86.57	0.491	13:01:38.607
4 -	31.500	45.345	23.848	1:40.693 (1)	86.99		13:03:19.300
5 -	31.565	45.753	24.022	1:41.340 (3)	86.44	0.647	13:05:00.640
6 -	32.215	45.531	23.993	1:41.739	86.10	1.046	13:06:42.379

P4 26 GP		Josh WAINWRIGHT		Yamaha TZ250 - JW MOT Centre			
IDEAL LAP TIME : 1:42.512		BEST LAP TIME : 1:42.713		DIFFERENCE : 0.201			
LAP	SECTOR 1	SECTOR 2	SECTOR 3	LAP TIME	MPH	DIFF	TIME OF DAY
1 -		46.097	24.431	1:49.343	80.11	6.630	12:58:14.909
2 -	32.362	46.047	24.304	1:42.713 (1)	85.28		12:59:57.622
3 -	32.534	46.367	24.473	1:43.374	84.73	0.661	13:01:40.996
4 -	32.262	46.544	24.640	1:43.446	84.68	0.733	13:03:24.442
5 -	32.216	46.126	24.472	1:42.814 (2)	85.20	0.101	13:05:07.256
6 -	32.161	46.303	24.429	1:42.893 (3)	85.13	0.180	13:06:50.149

P5 4		James SEATH		Kawasaki ZXR400 L9 - Ovenden Earthmoving			
IDEAL LAP TIME : 1:42.500		BEST LAP TIME : 1:43.043		DIFFERENCE : 0.543			
LAP	SECTOR 1	SECTOR 2	SECTOR 3	LAP TIME	MPH	DIFF	TIME OF DAY
1 -		46.608	24.607	1:48.608	80.65	5.565	12:58:14.174
2 -	32.555	45.933	24.555	1:43.043 (1)	85.01		12:59:57.217
3 -	32.680	46.344	24.516	1:43.540	84.60	0.497	13:01:40.757
4 -	32.220	46.456	24.542	1:43.218 (3)	84.86	0.175	13:03:23.975
5 -	32.337	46.191	24.519	1:43.047 (2)	85.00	0.004	13:05:07.022
6 -	32.051	47.189	24.787	1:44.027	84.20	0.984	13:06:51.049

Weather / Track : Sunny / Dry

Brands Hatch GP
Circuit Length = 2.4332 miles
Start: 12:56 Flag 13:06 End: 13:08

BMCRG - MRO Championships 2021 - Rnd 4 @ Brands Hatch GP

EDlasia Formula 400 & Blue Haze GP

RACE 3 - SECTOR ANALYSIS



SECTOR 1 = FL to I1, SECTOR 2 = I1 to I2, SECTOR 3 = I2 to FL, DIFF = Difference To Personal Best Lap, P = Crossed Finish Line in Pit Lane, D = Time Disallowed

P6 157 GP		Liam McCARTER		Yamaha TZ250 -			
IDEAL LAP TIME : 1:42.275		BEST LAP TIME : 1:42.278		DIFFERENCE : 0.003			
LAP	SECTOR 1	SECTOR 2	SECTOR 3	LAP TIME	MPH	DIFF	TIME OF DAY
1 -		46.533	25.021	1:51.014	78.90	8.736	12:58:16.580
2 -	32.283	45.444	24.551	1:42.278 (1)	85.64		12:59:58.858
3 -	32.381	45.996	24.548	1:42.925 (2)	85.10	0.647	13:01:41.783
4 -	33.187	46.677	24.681	1:44.545 (3)	83.79	2.267	13:03:26.328
5 -	33.338	46.867	25.215	1:45.420	83.09	3.142	13:05:11.748
6 -	33.173	47.107	24.999	1:45.279	83.20	3.001	13:06:57.027

P7 119 GP		Ian STANFORD		Honda RS250 - N and J Stanford Suspended Ceilings and Partit			
IDEAL LAP TIME : 1:43.576		BEST LAP TIME : 1:43.920		DIFFERENCE : 0.344			
LAP	SECTOR 1	SECTOR 2	SECTOR 3	LAP TIME	MPH	DIFF	TIME OF DAY
1 -		48.020	24.592	1:53.692	77.04	9.772	12:58:19.258
2 -	32.839	46.799	24.282	1:43.920 (1)	84.29		13:00:03.178
3 -	33.155	46.956	24.515	1:44.626	83.72	0.706	13:01:47.804
4 -	33.531	46.861	24.671	1:45.063	83.37	1.143	13:03:32.867
5 -	32.855	46.455	24.638	1:43.948 (2)	84.27	0.028	13:05:16.815
6 -	32.849	46.556	24.668	1:44.073 (3)	84.17	0.153	13:07:00.888

P8 351 S		Sam DIGBY-BAKER		Kawasaki ZXR400 -			
IDEAL LAP TIME : 1:43.507		BEST LAP TIME : 1:43.520		DIFFERENCE : 0.013			
LAP	SECTOR 1	SECTOR 2	SECTOR 3	LAP TIME	MPH	DIFF	TIME OF DAY
1 -		47.895	25.201	1:53.470	77.19	9.950	12:58:19.036
2 -	32.993	47.271	24.777	1:45.041	83.39	1.521	13:00:04.077
3 -	32.756	47.084	25.183	1:45.023 (3)	83.40	1.503	13:01:49.100
4 -	32.717	47.123	25.308	1:45.148	83.30	1.628	13:03:34.248
5 -	33.038	46.312	25.242	1:44.592 (2)	83.75	1.072	13:05:18.840
6 -	32.639	46.091	24.790	1:43.520 (1)	84.61		13:07:02.360

P9 22 GP		Rik BALLERINI		Yamaha TZ250 - SCLS LTD, GECKO RACING, CAMBRIDGE M			
IDEAL LAP TIME : 1:43.549		BEST LAP TIME : 1:43.921		DIFFERENCE : 0.372			
LAP	SECTOR 1	SECTOR 2	SECTOR 3	LAP TIME	MPH	DIFF	TIME OF DAY
1 -		47.783	25.151	1:52.589	77.80	8.668	12:58:18.155
2 -	32.468	47.341	25.152	1:44.961	83.45	1.040	13:00:03.116
3 -	32.335	48.343	25.516	1:46.194	82.48	2.273	13:01:49.310
4 -	32.693	46.694	25.359	1:44.746 (3)	83.62	0.825	13:03:34.056
5 -	32.535	46.597	25.418	1:44.550 (2)	83.78	0.629	13:05:18.606
6 -	32.087	46.311	25.523	1:43.921 (1)	84.29		13:07:02.527

P10 92 GP		Jordan WAINWRIGHT		Yamaha TZ250 T - JW MOT Centre			
IDEAL LAP TIME : 1:44.071		BEST LAP TIME : 1:44.552		DIFFERENCE : 0.481			
LAP	SECTOR 1	SECTOR 2	SECTOR 3	LAP TIME	MPH	DIFF	TIME OF DAY
1 -		48.585	24.802	1:54.457	76.53	9.905	12:58:20.023
2 -	33.237	46.948	24.537	1:44.722 (3)	83.64	0.170	13:00:04.745
3 -	32.986	46.908	25.036	1:44.930	83.48	0.378	13:01:49.675
4 -	32.888	46.999	24.665	1:44.552 (1)	83.78		13:03:34.227
5 -	33.249	46.646	24.675	1:44.570 (2)	83.77	0.018	13:05:18.797
6 -	33.447	46.884	24.694	1:45.025	83.40	0.473	13:07:03.822

Weather / Track : Sunny / Dry

Brands Hatch GP
Circuit Length = 2.4332 miles
Start: 12:56 Flag 13:06 End: 13:08

BMCR - MRO Championships 2021 - Rnd 4 @ Brands Hatch GP

EDlasia Formula 400 & Blue Haze GP

RACE 3 - SECTOR ANALYSIS



SECTOR 1 = FL to I1, SECTOR 2 = I1 to I2, SECTOR 3 = I2 to FL, DIFF = Difference To Personal Best Lap, P = Crossed Finish Line in Pit Lane, D = Time Disallowed

P11 85		James ROBINSON		Kawasaki ZXR400 - claire palastanga ceramics			
IDEAL LAP TIME : 1:44.264		BEST LAP TIME : 1:44.266		DIFFERENCE : 0.002			
LAP	SECTOR 1	SECTOR 2	SECTOR 3	LAP TIME	MPH	DIFF	TIME OF DAY
1 -		48.187	25.318	1:52.564	77.82	8.298	12:58:18.130
2 -	33.704	47.573	24.744	1:46.021	82.62	1.755	13:00:04.151
3 -	33.190	47.529	25.229	1:45.948 (3)	82.68	1.682	13:01:50.099
4 -	33.036	48.132	24.989	1:46.157	82.51	1.891	13:03:36.256
5 -	32.634	46.886	24.746	1:44.266 (1)	84.01		13:05:20.522
6 -	32.672	47.220	25.037	1:44.929 (2)	83.48	0.663	13:07:05.451

P12 30 S		Alan COOPER		Yamaha TZR250 - twistgrip motorcycles			
IDEAL LAP TIME : 1:44.637		BEST LAP TIME : 1:45.033		DIFFERENCE : 0.396			
LAP	SECTOR 1	SECTOR 2	SECTOR 3	LAP TIME	MPH	DIFF	TIME OF DAY
1 -		47.744	25.566	1:54.271	76.65	9.238	12:58:19.837
2 -	32.975	47.747	24.943	1:45.665 (3)	82.90	0.632	13:00:05.502
3 -	32.785	46.909	25.339	1:45.033 (1)	83.40		13:01:50.535
4 -	32.948	47.372	25.635	1:45.955	82.67	0.922	13:03:36.490
5 -	32.828	47.241	25.164	1:45.233 (2)	83.24	0.200	13:05:21.723
6 -	33.138	47.728	25.382	1:46.248	82.44	1.215	13:07:07.971

P13 47		Allan CLARK		Kawasaki ZXR400 - A Clark & Sons Builders			
IDEAL LAP TIME : 1:44.619		BEST LAP TIME : 1:44.841		DIFFERENCE : 0.222			
LAP	SECTOR 1	SECTOR 2	SECTOR 3	LAP TIME	MPH	DIFF	TIME OF DAY
1 -		48.539	25.162	1:56.508	75.18	11.667	12:58:22.074
2 -	33.852	47.086	24.846	1:45.784	82.80	0.943	13:00:07.858
3 -	33.116	47.432	24.771	1:45.319 (3)	83.17	0.478	13:01:53.177
4 -	33.878	47.862	25.328	1:47.068	81.81	2.227	13:03:40.245
5 -	32.854	47.084	25.020	1:44.958 (2)	83.46	0.117	13:05:25.203
6 -	32.975	46.994	24.872	1:44.841 (1)	83.55		13:07:10.044

P14 57		Paul FISHER		Kawasaki ZXR400 -			
IDEAL LAP TIME : 1:45.391		BEST LAP TIME : 1:45.487		DIFFERENCE : 0.096			
LAP	SECTOR 1	SECTOR 2	SECTOR 3	LAP TIME	MPH	DIFF	TIME OF DAY
1 -		48.962	25.347	1:55.356	75.93	9.869	12:58:20.922
2 -	33.285	47.310	25.249	1:45.844 (2)	82.76	0.357	13:00:06.766
3 -	33.304	47.238	25.467	1:46.009 (3)	82.63	0.522	13:01:52.775
4 -	33.718	48.061	25.780	1:47.559	81.44	2.072	13:03:40.334
5 -	33.453	47.705	25.453	1:46.611	82.16	1.124	13:05:26.945
6 -	33.381	47.095	25.011	1:45.487 (1)	83.04		13:07:12.432

P15 69 GP		Dave HARVIEK		Yamaha TZ250 4DP - NW Roofing London Ltd			
IDEAL LAP TIME : 1:46.113		BEST LAP TIME : 1:46.498		DIFFERENCE : 0.385			
LAP	SECTOR 1	SECTOR 2	SECTOR 3	LAP TIME	MPH	DIFF	TIME OF DAY
1 -		49.812	25.166	1:57.618	74.47	11.120	12:58:23.184
2 -	34.627	49.190	25.299	1:49.116	80.28	2.618	13:00:12.300
3 -	33.452	47.577	25.469	1:46.498 (1)	82.25		13:01:58.798
4 -	33.790	47.525	25.958	1:47.273 (3)	81.65	0.775	13:03:46.071
5 -	33.630	47.495	25.693	1:46.818 (2)	82.00	0.320	13:05:32.889
6 -	34.173	47.524	25.579	1:47.276	81.65	0.778	13:07:20.165

BMCRC - MRO Championships 2021 - Rnd 4 @ Brands Hatch GP

EDlasia Formula 400 & Blue Haze GP

RACE 3 - SECTOR ANALYSIS



SECTOR 1 = FL to I1, SECTOR 2 = I1 to I2, SECTOR 3 = I2 to FL, DIFF = Difference To Personal Best Lap, P = Crossed Finish Line in Pit Lane, D = Time Disallowed

P16 75		Gary FRASER		Kawasaki ZXR 400 -			
IDEAL LAP TIME : 1:47.710		BEST LAP TIME : 1:47.973		DIFFERENCE : 0.263			
LAP	SECTOR 1	SECTOR 2	SECTOR 3	LAP TIME	MPH	DIFF	TIME OF DAY
1 -		51.286	25.873	2:00.582	72.64	12.609	12:58:26.148
2 -	34.561	48.352	25.928	1:48.841	80.48	0.868	13:00:14.989
3 -	34.057	48.100	26.051	1:48.208 (3)	80.95	0.235	13:02:03.197
4 -	34.240	48.524	25.735	1:48.499	80.73	0.526	13:03:51.696
5 -	34.320	47.982	25.671	1:47.973 (1)	81.12		13:05:39.669
6 -	34.215	48.111	25.688	1:48.014 (2)	81.09	0.041	13:07:27.683

P17 8 S		David BALL		Yamaha TZR250 - Gardiner Page and Roe pension consultants			
IDEAL LAP TIME : 1:47.146		BEST LAP TIME : 1:47.948		DIFFERENCE : 0.802			
LAP	SECTOR 1	SECTOR 2	SECTOR 3	LAP TIME	MPH	DIFF	TIME OF DAY
1 -		49.804	25.749	1:57.549	74.52	9.601	12:58:23.115
2 -	34.524	48.907	26.905	1:50.336	79.39	2.388	13:00:13.451
3 -	34.156	48.260	25.838	1:48.254 (2)	80.91	0.306	13:02:01.705
4 -	33.137	48.798	26.013	1:47.948 (1)	81.14		13:03:49.653
5 -	33.685	49.250	26.226	1:49.161	80.24	1.213	13:05:38.814
6 -	33.968	48.865	26.217	1:49.050 (3)	80.32	1.102	13:07:27.864

P18 27 S		Richard HAYWARD		Yamaha TZR250 - Hazel Motors/ Gforce			
IDEAL LAP TIME : 1:47.982		BEST LAP TIME : 1:48.002		DIFFERENCE : 0.020			
LAP	SECTOR 1	SECTOR 2	SECTOR 3	LAP TIME	MPH	DIFF	TIME OF DAY
1 -		49.887	26.048	1:58.190	74.11	10.188	12:58:23.756
2 -	34.405	49.159	26.225	1:49.789	79.78	1.787	13:00:13.545
3 -	34.293	48.853	26.305	1:49.451	80.03	1.449	13:02:02.996
4 -	33.995	49.222	26.120	1:49.337 (3)	80.11	1.335	13:03:52.333
5 -	33.913	48.446	26.139	1:48.498 (2)	80.73	0.496	13:05:40.831
6 -	33.524	48.466	26.012	1:48.002 (1)	81.10		13:07:28.833

P19 32 R		Conor MURRAY		Kawasaki NINJA 300 -			
IDEAL LAP TIME : 1:49.254		BEST LAP TIME : 1:49.452		DIFFERENCE : 0.198			
LAP	SECTOR 1	SECTOR 2	SECTOR 3	LAP TIME	MPH	DIFF	TIME OF DAY
1 -		49.698	26.498	1:59.431	73.34	9.979	12:58:24.997
2 -	34.901	51.172	27.043	1:53.116	77.44	3.664	13:00:18.113
3 -	34.034	49.280	26.793	1:50.107 (3)	79.55	0.655	13:02:08.220
4 -	34.204	49.245	26.490	1:49.939 (2)	79.67	0.487	13:03:58.159
5 -	34.925	49.564	26.386	1:50.875	79.00	1.423	13:05:49.034
6 -	33.928	48.940	26.584	1:49.452 (1)	80.03		13:07:38.486

P20 19 R		James O'MARA		Kawasaki NINJA 300 - BRP Machining Ltd			
IDEAL LAP TIME : 1:50.850		BEST LAP TIME : 1:51.740		DIFFERENCE : 0.890			
LAP	SECTOR 1	SECTOR 2	SECTOR 3	LAP TIME	MPH	DIFF	TIME OF DAY
1 -		50.082	26.332	1:59.736	73.15	7.996	12:58:25.302
2 -	34.436	51.159	27.089	1:52.684 (3)	77.73	0.944	13:00:17.986
3 -	34.759	50.261	26.720	1:51.740 (1)	78.39		13:02:09.726
4 -	34.582	50.409	27.222	1:52.213 (2)	78.06	0.473	13:04:01.939
5 -	35.338	51.788	27.217	1:54.343	76.61	2.603	13:05:56.282
6 -	35.068	50.399	27.463	1:52.930	77.56	1.190	13:07:49.212

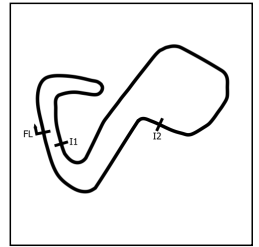
Weather / Track : Sunny / Dry

Brands Hatch GP
Circuit Length = 2.4332 miles
Start: 12:56 Flag 13:06 End: 13:08

BMCRC - MRO Championships 2021 - Rnd 4 @ Brands Hatch GP

EDlasia Formula 400 & Blue Haze GP

RACE 3 - SECTOR ANALYSIS



SECTOR 1 = FL to I1, SECTOR 2 = I1 to I2, SECTOR 3 = I2 to FL, DIFF = Difference To Personal Best Lap, P = Crossed Finish Line in Pit Lane, D = Time Disallowed

P21 88 GP		George PRINOS		Yamaha TZ250 - KAPPA PLANNING LTD			
IDEAL LAP TIME : 1:50.763		BEST LAP TIME : 1:51.243		DIFFERENCE : 0.480			
LAP	SECTOR 1	SECTOR 2	SECTOR 3	LAP TIME	MPH	DIFF	TIME OF DAY
1 -		51.986	26.939	2:07.647	68.62	16.404	12:58:33.213
2 -	36.039	50.001	25.870	1:51.910 (2)	78.27	0.667	13:00:25.123
3 -	34.892	50.419	25.932	1:51.243 (1)	78.74		13:02:16.366
4 -	35.177	50.716	26.126	1:52.019 (3)	78.19	0.776	13:04:08.385
5 -	35.595	50.640	26.574	1:52.809	77.65	1.566	13:06:01.194
6 -	35.513	50.592	27.443	1:53.548	77.14	2.305	13:07:54.742

P22 174 GP		David BOWLER		Yamaha TZ 250 4DP -			
IDEAL LAP TIME : 1:55.701		BEST LAP TIME : 1:56.813		DIFFERENCE : 1.112			
LAP	SECTOR 1	SECTOR 2	SECTOR 3	LAP TIME	MPH	DIFF	TIME OF DAY
1 -		53.839	27.602	2:07.557	68.67	10.744	12:58:33.123
2 -	37.242	52.180	27.401	1:56.823 (2)	74.98	0.010	13:00:29.946
3 -	36.432	53.129	27.374	1:56.935 (3)	74.91	0.122	13:02:26.881
4 -	37.534	53.418	27.299	1:58.251	74.07	1.438	13:04:25.132
5 -	37.412	52.312	27.089	1:56.813 (1)	74.99		13:06:21.945
6 -	37.773	52.455	27.436	1:57.664	74.44	0.851	13:08:19.609

P23 147 GP		John HANNAFORD		Yamaha TZ350D -			
IDEAL LAP TIME : 1:55.848		BEST LAP TIME : 1:55.848		DIFFERENCE : 0.000			
LAP	SECTOR 1	SECTOR 2	SECTOR 3	LAP TIME	MPH	DIFF	TIME OF DAY
1 -		52.933	27.473	2:06.945	69.00	11.097	12:58:32.511
2 -	36.833	52.132	26.883	1:55.848 (1)	75.61		13:00:28.359
3 -	37.094	53.622	27.203	1:57.919	74.28	2.071	13:02:26.278
4 -	37.579	53.159	27.141	1:57.879 (3)	74.31	2.031	13:04:24.157
5 -	37.470	52.744	27.187	1:57.401 (2)	74.61	1.553	13:06:21.558
6 -	38.485	53.313	27.008	1:58.806	73.73	2.958	13:08:20.364

P24 73 R		Colvin TURNER		Yamaha TZR250 -			
IDEAL LAP TIME : 1:54.645		BEST LAP TIME : 1:56.716		DIFFERENCE : 2.071			
LAP	SECTOR 1	SECTOR 2	SECTOR 3	LAP TIME	MPH	DIFF	TIME OF DAY
1 -		51.876	27.124	2:04.566	70.32	7.850	12:58:30.132
2 -	35.645	52.757	28.314	1:56.716 (1)	75.05		13:00:26.848
3 -	36.293	53.570	28.721	1:58.584	73.87	1.868	13:02:25.432
4 -	37.424	53.610	28.823	1:59.857	73.08	3.141	13:04:25.289
5 -	37.643	52.672	27.975	1:58.290 (3)	74.05	1.574	13:06:23.579
6 -	36.974	53.307	27.867	1:58.148 (2)	74.14	1.432	13:08:21.727

P25 175 R		Jonathan ADEDOTUN		Kawasaki NINJA 300 -			
IDEAL LAP TIME : 1:56.321		BEST LAP TIME : 1:57.518		DIFFERENCE : 1.197			
LAP	SECTOR 1	SECTOR 2	SECTOR 3	LAP TIME	MPH	DIFF	TIME OF DAY
1 -		52.608	27.672	2:04.532	70.34	7.014	12:58:30.098
2 -	36.626	53.355	27.841	1:57.822 (2)	74.34	0.304	13:00:27.920
3 -	36.427	53.279	28.297	1:58.003 (3)	74.23	0.485	13:02:25.923
4 -	37.267	54.244	28.377	1:59.888	73.06	2.370	13:04:25.811
5 -	37.419	53.732	27.944	1:59.095	73.55	1.577	13:06:24.906
6 -	36.041	53.241	28.236	1:57.518 (1)	74.54		13:08:22.424

BMCRC - MRO Championships 2021 - Rnd 4 @ Brands Hatch GP

EDlasia Formula 400 & Blue Haze GP

RACE 3 - SECTOR ANALYSIS



SECTOR 1 = FL to I1, SECTOR 2 = I1 to I2, SECTOR 3 = I2 to FL, DIFF = Difference To Personal Best Lap, P = Crossed Finish Line in Pit Lane, D = Time Disallowed

P26 999 S		Jim DALTON		Kawasaki ZXR400L1 -			
IDEAL LAP TIME : 1:55.604		BEST LAP TIME : 1:56.263		DIFFERENCE : 0.659			
LAP	SECTOR 1	SECTOR 2	SECTOR 3	LAP TIME	MPH	DIFF	TIME OF DAY
1 -		55.052	28.547	2:11.842	66.44	15.579	12:58:37.408
2 -	36.272	52.684	28.014	1:56.970 (3)	74.88	0.707	13:00:34.378
3 -	36.099	52.458	27.761	1:56.318 (2)	75.30	0.055	13:02:30.696
4 -	35.985	52.634	27.644	1:56.263 (1)	75.34		13:04:26.959
5 -	38.081	53.127	27.161	1:58.369	74.00	2.106	13:06:25.328
6 -	37.389	52.492	27.715	1:57.596	74.49	1.333	13:08:22.924

P27 10 S		Mike BRUNSDON		Kawasaki NINJA 300 - CF Fairford			
IDEAL LAP TIME : 1:57.132		BEST LAP TIME : 1:57.164		DIFFERENCE : 0.032			
LAP	SECTOR 1	SECTOR 2	SECTOR 3	LAP TIME	MPH	DIFF	TIME OF DAY
1 -		53.706	28.951	2:07.461	68.72	10.297	12:58:33.027
2 -	38.561	53.383	28.311	2:00.255	72.84	3.091	13:00:33.282
3 -	36.465	53.753	28.376	1:58.594	73.86	1.430	13:02:31.876
4 -	36.161	52.780	28.223	1:57.164 (1)	74.76		13:04:29.040
5 -	36.556	53.194	28.191	1:57.941 (2)	74.27	0.777	13:06:26.981
6 -	36.287	52.972	28.756	1:58.015 (3)	74.22	0.851	13:08:24.996

P28 83 R		Simon CHAPPELL		Kawasaki NINJA 300 -			
IDEAL LAP TIME : 2:01.715		BEST LAP TIME : 2:03.459		DIFFERENCE : 1.744			
LAP	SECTOR 1	SECTOR 2	SECTOR 3	LAP TIME	MPH	DIFF	TIME OF DAY
1 -		54.804	29.404	2:12.256	66.23	8.797	12:58:37.822
2 -	37.908	56.625	29.783	2:04.316 (2)	70.46	0.857	13:00:42.138
3 -	39.142	57.538	29.003	2:05.683	69.69	2.224	13:02:47.821
4 -	39.081	57.212	29.040	2:05.333 (3)	69.89	1.874	13:04:53.154
5 -	38.165	56.082	29.212	2:03.459 (1)	70.95		13:06:56.613

P29 96		Giovanni BELIOSSI		Kawasaki NINJA 300 - ASR Accident Storage Recovery			
IDEAL LAP TIME : 1:55.615		BEST LAP TIME : 1:56.666		DIFFERENCE : 1.051			
LAP	SECTOR 1	SECTOR 2	SECTOR 3	LAP TIME	MPH	DIFF	TIME OF DAY
1 -		52.859	28.560	2:08.808	68.00	12.142	12:58:34.374
2 -	37.007	52.392	27.815	1:57.214 (2)	74.73	0.548	13:00:31.588
3 -	35.487	53.113	28.066	1:56.666 (1)	75.08		13:02:28.254
4 -	36.625	53.576	27.953	1:58.154 (3)	74.13	1.488	13:04:26.408
5 -	37.167	53.830	27.736	1:58.733	73.77	2.067	13:06:25.141

P30 3 GP		Tom BARRETT		Honda RS250 - The Two Stroke Workshop			
IDEAL LAP TIME :		BEST LAP TIME : 1:42.750		DIFFERENCE :			
LAP	SECTOR 1	SECTOR 2	SECTOR 3	LAP TIME	MPH	DIFF	TIME OF DAY
1 -				1:52.413	77.92	9.663	12:58:17.979
2 -				1:42.926 (2)	85.10	0.176	13:00:00.905
3 -				1:42.750 (1)	85.25		13:01:43.655
4 -				1:43.370 (3)	84.74	0.620	13:03:27.025

P31 97 S		Nicholas TAIG		Honda VFR400 NC30 - RST, Bell Helmets UK			
IDEAL LAP TIME : 1:49.609		BEST LAP TIME : 1:49.609		DIFFERENCE : 0.000			
LAP	SECTOR 1	SECTOR 2	SECTOR 3	LAP TIME	MPH	DIFF	TIME OF DAY
1 -		50.380	26.272	2:00.605	72.63	10.996	12:58:26.171
2 -	35.411	50.146	26.598	1:52.155 (3)	78.10	2.546	13:00:18.326
3 -	35.190	49.238	26.289	1:50.717 (2)	79.11	1.108	13:02:09.043
4 -	34.887	48.889	25.833	1:49.609 (1)	79.91		13:03:58.652

BMCRC - MRO Championships 2021 - Rnd 4 @ Brands Hatch GP

EDlasia Formula 400 & Blue Haze GP

RACE 3 - SECTOR ANALYSIS



SECTOR 1 = FL to I1, SECTOR 2 = I1 to I2, SECTOR 3 = I2 to FL, DIFF = Difference To Personal Best Lap, P = Crossed Finish Line in Pit Lane, D = Time Disallowed

P32 157 S		Geoff MOOK		Yamaha TZR 250 -			
IDEAL LAP TIME : 1:42.930		BEST LAP TIME : 1:42.930		DIFFERENCE : 0.000			
LAP	SECTOR 1	SECTOR 2	SECTOR 3	LAP TIME	MPH	DIFF	TIME OF DAY
1 -		47.322	24.956	1:53.002 (3)	77.51	10.072	12:58:18.568
2 -	32.383	46.405	24.701	1:43.489 (2)	84.64	0.559	13:00:02.057
3 -	31.882	46.360	24.688	1:42.930 (1)	85.10		13:01:44.987

P33 222 S		Matthew EPPS		Kawasaki ZXR400 - M.E Vehicle Repairs			
IDEAL LAP TIME : 1:50.326		BEST LAP TIME : 1:56.998		DIFFERENCE : 6.672			
LAP	SECTOR 1	SECTOR 2	SECTOR 3	LAP TIME	MPH	DIFF	TIME OF DAY
1 -		49.461	25.884	1:56.998 (1)	74.87		12:58:22.564

BMCRC - MRO Championships 2021 - Rnd 4 @ Brands Hatch GP

EDlasia Formula 400 & Blue Haze GP

RACE 3 - BEST SECTORS

SECTOR 1			SECTOR 2			SECTOR 3			IDEAL / BEST COMPARISON						
POS	NO	NAME	TIME	NO	NAME	TIME	NO	NAME	TIME	POS	NO	NAME	IDEAL	BEST	DIFF
													PERFECT LAP	1:39.718	
1	117	HALL	31.432	51	WHOLEY	44.638	176	STAMPER	23.648	1	51	WHOLEY	1:40.049	1:40.570	0.521
2	176	STAMPER	31.500	117	HALL	45.202	51	WHOLEY	23.837	2	176	STAMPER	1:40.493	1:40.693	0.200
3	51	WHOLEY	31.574	176	STAMPER	45.345	117	HALL	23.861	3	117	HALL	1:40.495	1:40.519	0.024
4	157	MOOK	31.882	157	McCARTER	45.444	119	STANFORD	24.282	4	157	McCARTER	1:42.275	1:42.278	0.003
5	4	SEATH	32.051	4	SEATH	45.933	26	WAINWRIGHT	24.304	5	4	SEATH	1:42.500	1:43.043	0.543
6	22	BALLERINI	32.087	26	WAINWRIGHT	46.047	4	SEATH	24.516	6	26	WAINWRIGHT	1:42.512	1:42.713	0.201
7	26	WAINWRIGHT	32.161	351	DIGBY-BAKER	46.091	92	WAINWRIGHT	24.537	7	157	MOOK	1:42.930	1:42.930	0.000
8	157	McCARTER	32.283	22	BALLERINI	46.311	157	McCARTER	24.548	8	351	DIGBY-BAKER	1:43.507	1:43.520	0.013
9	85	ROBINSON	32.634	157	MOOK	46.360	157	MOOK	24.688	9	22	BALLERINI	1:43.549	1:43.921	0.372
10	351	DIGBY-BAKER	32.639	119	STANFORD	46.455	85	ROBINSON	24.744	10	119	STANFORD	1:43.576	1:43.920	0.344
11	30	COOPER	32.785	92	WAINWRIGHT	46.646	47	CLARK	24.771	11	92	WAINWRIGHT	1:44.071	1:44.552	0.481
12	119	STANFORD	32.839	85	ROBINSON	46.886	351	DIGBY-BAKER	24.777	12	85	ROBINSON	1:44.264	1:44.266	0.002
13	47	CLARK	32.854	30	COOPER	46.909	30	COOPER	24.943	13	47	CLARK	1:44.619	1:44.841	0.222
14	92	WAINWRIGHT	32.888	47	CLARK	46.994	57	FISHER	25.011	14	30	COOPER	1:44.637	1:45.033	0.396
15	8	BALL	33.137	57	FISHER	47.095	22	BALLERINI	25.151	15	57	FISHER	1:45.391	1:45.487	0.096
16	57	FISHER	33.285	69	HARVIEK	47.495	69	HARVIEK	25.166	16	69	HARVIEK	1:46.113	1:46.498	0.385
17	69	HARVIEK	33.452	75	FRASER	47.982	75	FRASER	25.671	17	8	BALL	1:47.146	1:47.948	0.802
18	27	HAYWARD	33.524	8	BALL	48.260	8	BALL	25.749	18	75	FRASER	1:47.710	1:47.973	0.263
19	32	MURRAY	33.928	27	HAYWARD	48.446	97	TAIG	25.833	19	27	HAYWARD	1:47.982	1:48.002	0.020
20	75	FRASER	34.057	97	TAIG	48.889	88	PRINOS	25.870	20	32	MURRAY	1:49.254	1:49.452	0.198
21	19	O'MARA	34.436	32	MURRAY	48.940	222	EPPS	25.884	21	97	TAIG	1:49.609	1:49.609	0.000
22	97	TAIG	34.887	222	EPPS	49.461	27	HAYWARD	26.012	22	222	EPPS	1:50.326	1:56.998	6.672
23	88	PRINOS	34.892	88	PRINOS	50.001	19	O'MARA	26.332	23	88	PRINOS	1:50.763	1:51.243	0.480
24	222	EPPS	34.981	19	O'MARA	50.082	32	MURRAY	26.386	24	19	O'MARA	1:50.850	1:51.740	0.890
25	96	BELIOSSI	35.487	73	TURNER	51.876	147	HANNAFORD	26.883	25	73	TURNER	1:54.645	1:56.716	2.071
26	73	TURNER	35.645	147	HANNAFORD	52.132	174	BOWLER	27.089	26	999	DALTON	1:55.604	1:56.263	0.659
27	999	DALTON	35.985	174	BOWLER	52.180	73	TURNER	27.124	27	96	BELIOSSI	1:55.615	1:56.666	1.051
28	175	ADEDOTUN	36.041	96	BELIOSSI	52.392	999	DALTON	27.161	28	174	BOWLER	1:55.701	1:56.813	1.112
29	10	BRUNSDON	36.161	999	DALTON	52.458	175	ADEDOTUN	27.672	29	147	HANNAFORD	1:55.848	1:55.848	0.000
30	174	BOWLER	36.432	175	ADEDOTUN	52.608	96	BELIOSSI	27.736	30	175	ADEDOTUN	1:56.321	1:57.518	1.197
31	147	HANNAFORD	36.833	10	BRUNSDON	52.780	10	BRUNSDON	28.191	31	10	BRUNSDON	1:57.132	1:57.164	0.032
32	83	CHAPPELL	37.908	83	CHAPPELL	54.804	83	CHAPPELL	29.003	32	83	CHAPPELL	2:01.715	2:03.459	1.744
33										33	3	BARRETT		1:42.750	
34															

Weather / Track : Sunny / Dry

Brands Hatch GP

Circuit Length = 2.4332 miles

Start: 12:56 Flag 13:06 End: 13:08

Results can be found at www.tsl-timing.com

Printed - 13:09 Saturday, 17 July 2021

BMCRC - MRO Championships 2021 - Rnd 4 @ Brands Hatch GP

EDlasia Formula 400 & Blue Haze GP

RACE 3 - STATISTICS

Competitors Started 34
Planned Start 2021-07-17 @ 12:15:00.000
Actual Start 2021-07-17 @ 12:56:25.565
Finish Time 2021-07-17 @ 13:06:38.126
Track Length 2.4332mi.
Total Laps 184
Total Distance Covered 447.7252mi.

Session Fastest Lap History

NO	CL	NAME	LAP TIME	TIME OF DAY	LAP	VEHICLE
51	GP	Kevin WHOLEY	1:47.029	12:58:12.616	1	Yamaha TZ250
51	GP	Kevin WHOLEY	1:41.490	12:59:54.105	2	Yamaha TZ250
117	GP	Stuart HALL	1:40.890	12:59:54.608	2	Yamaha TZ250
117	GP	Stuart HALL	1:40.519	13:03:16.200	4	Yamaha TZ250

Session Leader History

NO	CL	NAME	FROM LAP	LAPS LED	DISTANCE	VEHICLE
51	GP	Kevin WHOLEY	1	2	4.86 miles	Yamaha TZ250
117	GP	Stuart HALL	3	3	7.29 miles	Yamaha TZ250
51	GP	Kevin WHOLEY	6	1	2.43 miles	Yamaha TZ250

Flag History

TYPE	TIME OF DAY
GREEN	12:56:25.565
FINISH	13:06:38.126

Flag Statistics

TYPE	COUNT	TOTAL LAPS	TOTAL TIME
Green	1	6	12:08.179
Red	0	0	0.000
Safety Car	0	0	0.000
FCY	0	0	0.000

BMCRC - MRO Championships 2021 - Rnd 4 @ Brands Hatch GP

EDlasia Formula 400 & Blue Haze GP

RACE 3 - STATISTICS

CLASS :

6 Starters

Fastest Lap History

NO	NAME	LAP TIME	TIME OF DAY	LAP	VEHICLE
4	James SEATH	1:48.608	12:58:14.201	1	Kawasaki ZXR400 L9
4	James SEATH	1:43.043	12:59:57.244	2	Kawasaki ZXR400 L9

Leader History

NO	NAME	FROM LAP	LAPS LED	DISTANCE	VEHICLE
4	James SEATH	1	6	14.59 miles	Kawasaki ZXR400 L9

BMCRC - MRO Championships 2021 - Rnd 4 @ Brands Hatch GP

EDlasia Formula 400 & Blue Haze GP

RACE 3 - STATISTICS

CLASS : R

5 Starters

Fastest Lap History

NO	NAME	LAP TIME	TIME OF DAY	LAP	VEHICLE
32	Conor MURRAY	1:59.431	12:58:25.012	1	Kawasaki NINJA 300
19	James O'MARA	1:52.684	13:00:18.001	2	Kawasaki NINJA 300
32	Conor MURRAY	1:50.107	13:02:08.236	3	Kawasaki NINJA 300
32	Conor MURRAY	1:49.939	13:03:58.176	4	Kawasaki NINJA 300
32	Conor MURRAY	1:49.452	13:07:38.502	6	Kawasaki NINJA 300

Leader History

NO	NAME	FROM LAP	LAPS LED	DISTANCE	VEHICLE
32	Conor MURRAY	1	1	2.43 miles	Kawasaki NINJA 300
19	James O'MARA	2	1	2.43 miles	Kawasaki NINJA 300
32	Conor MURRAY	3	4	9.73 miles	Kawasaki NINJA 300

Weather / Track : Sunny / Dry

Results can be found at www.tsl-timing.com

Page 3 of 5

Brands Hatch GP
Circuit Length = 2.4332 miles
Start: 12:56 Flag 13:06 End: 13:08

Printed - 13:09 Saturday, 17 July 2021

BMCRC - MRO Championships 2021 - Rnd 4 @ Brands Hatch GP

EDlasia Formula 400 & Blue Haze GP

RACE 3 - STATISTICS

CLASS : S

9 Starters

Fastest Lap History

NO	NAME	LAP TIME	TIME OF DAY	LAP	VEHICLE
157	Geoff MOOK	1:53.002	12:58:18.580	1	Yamaha TZR 250
157	Geoff MOOK	1:43.489	13:00:02.069	2	Yamaha TZR 250
157	Geoff MOOK	1:42.930	13:01:44.998	3	Yamaha TZR 250

Leader History

NO	NAME	FROM LAP	LAPS LED	DISTANCE	VEHICLE
157	Geoff MOOK	1	3	7.29 miles	Yamaha TZR 250
351	Sam DIGBY-BAKER	4	3	7.29 miles	Kawasaki ZXR400

BMCRC - MRO Championships 2021 - Rnd 4 @ Brands Hatch GP

EDlasia Formula 400 & Blue Haze GP

RACE 3 - STATISTICS

CLASS : GP

14 Starters

Fastest Lap History

NO	NAME	LAP TIME	TIME OF DAY	LAP	VEHICLE
51	Kevin WHOLEY	1:47.029	12:58:12.616	1	Yamaha TZ250
51	Kevin WHOLEY	1:41.490	12:59:54.105	2	Yamaha TZ250
117	Stuart HALL	1:40.890	12:59:54.608	2	Yamaha TZ250
117	Stuart HALL	1:40.519	13:03:16.200	4	Yamaha TZ250

Leader History

NO	NAME	FROM LAP	LAPS LED	DISTANCE	VEHICLE
51	Kevin WHOLEY	1	2	4.86 miles	Yamaha TZ250
117	Stuart HALL	3	3	7.29 miles	Yamaha TZ250
51	Kevin WHOLEY	6	1	2.43 miles	Yamaha TZ250

BMCRC - MRO Championships 2021 - Rnd 4 @ Brands Hatch GP



EDlasia Formula 400 & Blue Haze GP



RACE 13 - GRID (6 Laps)

ROW 13	39		38		37	34 Vince CUNDLE
ROW 12	36	53 Mark WHITING	35	39 Peter PARAPANOS	34	61 Russell COOK
ROW 11		2:03.459		1:57.518		1:57.164
ROW 11	33	83 Simon CHAPPELL	32	175 Jonathan ADEDOTUN	31	10 Mike BRUNSDON
ROW 10		1:56.998		1:56.813		1:56.716
ROW 10	30	222 Matthew EPPS	29	174 David BOWLER	28	73 Colvin TURNER
ROW 9		1:56.666		1:56.263		1:55.848
ROW 9	27	96 Giovanni BELIOSSI	26	999 Jim DALTON	25	147 John HANNAFORD
ROW 8		1:51.740		1:51.243		1:49.609
ROW 8	24	19 James O'MARA	23	88 George PRINOS	22	97 Nicholas TAIG
ROW 7		1:49.452		1:48.002		1:47.973
ROW 7	21	32 Conor MURRAY	20	27 Richard HAYWARD	19	75 Gary FRASER
ROW 6		1:47.948		1:46.498		1:45.487
ROW 6	18	8 David BALL	17	69 Dave HARVIEK	16	57 Paul FISHER
ROW 5		1:45.033		1:44.841		1:44.552
ROW 5	15	30 Alan COOPER	14	47 Allan CLARK	13	92 Jordan WAINWRIGHT
ROW 4		1:44.266		1:43.921		1:43.920
ROW 4	12	85 James ROBINSON	11	22 Rik BALLERINI	10	119 Ian STANFORD
ROW 3		1:43.520		1:43.043		1:42.930
ROW 3	9	351 Sam DIGBY-BAKER	8	4 James SEATH	7	157 Geoff MOOK
ROW 2		1:42.750		1:42.713		1:42.278
ROW 2	6	3 Tom BARRETT	5	26 Josh WAINWRIGHT	4	157 Liam McCARTER
ROW 1		1:40.693		1:40.570		1:40.519
ROW 1	3	176 Jonathan STAMPER	2	51 Kevin WHOLEY	1	117 Stuart HALL
						Pole

Brands Hatch GP

Circuit Length = 2.4332 miles

These results are provisional until the conclusion of any judicial and technical matters.

Clerk Of Course :	Stewards :	Timekeeper : Craig Smith
-------------------	------------	--------------------------

Results can be found at www.tsl-timing.com

Printed - 13:11 Saturday, 17 July 2021



BMCRC - MRO Championships 2021 - Rnd 4 @ Brands Hatch GP



EDlasia Formula 400 & Blue Haze GP



RACE 13 - CLASSIFICATION

POS	NO	CL	PIC NAME	ENTRY	LAPS	TIME	GAP	DIFF	MPH	BEST	ON
1	117	GP	1 Stuart HALL	Yamaha TZ250 -	6	10:08.246			86.41	1:39.786	5
2	51	GP	2 Kevin WHOLEY	Yamaha TZ250 - Twistgrip Motorcycles	6	10:08.658	0.412	0.412	86.35	1:39.637	6
3	22	GP	3 Rik BALLERINI	Yamaha TZ250 - SCLS LTD, GECKO RACING, CA	6	10:09.142	0.896	0.484	86.28	1:39.720	5
4	176	GP	4 Jonathan STAMPER	Yamaha TZ250 -	6	10:21.856	13.610	12.714	84.51	1:41.683	4
5	4		1 James SEATH	Kawasaki ZXR400 L9 - Ovenden Earthmoving	6	10:25.011	16.765	3.155	84.09	1:42.730	3
6	119	GP	5 Ian STANFORD	Honda RS250 - N and J Stanford Suspended Ceiling	6	10:29.629	21.383	4.618	83.47	1:43.258	5
7	92	GP	6 Jordan WAINWRIGHT	Yamaha TZ250 T - JW MOT Centre	6	10:35.884	27.638	6.255	82.65	1:44.040	6
8	351	S	1 Sam DIGBY-BAKER	Kawasaki ZXR400 -	6	10:36.091	27.845	0.207	82.62	1:44.459	5
9	85		2 James ROBINSON	Kawasaki ZXR400 - claire palastanga ceramics	6	10:36.409	28.163	0.318	82.58	1:44.214	2
10	26	GP	7 Josh WAINWRIGHT	Yamaha TZ250 - JW MOT Centre	6	10:36.572	28.326	0.163	82.56	1:41.421	6
11	157	S	2 Geoff MOOK	Yamaha TZR 250 -	6	10:36.920	28.674	0.348	82.52	1:43.925	6
12	47		3 Allan CLARK	Kawasaki ZXR400 - A Clark & Sons Builders	6	10:40.038	31.792	3.118	82.11	1:44.771	5
13	57		4 Paul FISHER	Kawasaki ZXR400 -	6	10:52.795	44.549	12.757	80.51	1:47.101	6
14	30	S	3 Alan COOPER	Yamaha TZR250 - twistgrip motorcycles	6	10:55.030	46.784	2.235	80.23	1:47.544	4
15	75		5 Gary FRASER	Kawasaki ZXR 400 -	6	10:58.296	50.050	3.266	79.84	1:47.060	6
16	8	S	4 David BALL	Yamaha TZR250 - Gardiner Page and Roe pension	6	10:59.945	51.699	1.649	79.64	1:48.264	3
17	69	GP	8 Dave HARVIEK	Yamaha TZ250 4DP - NW Roofing London Ltd	6	11:08.209	59.963	8.264	78.65	1:49.214	4
18	32	R	1 Conor MURRAY	Kawasaki NINJA 300 -	6	11:13.079	1:04.833	4.870	78.08	1:49.842	6
19	222	S	5 Matthew EPPS	Kawasaki ZXR400 - M.E Vehicle Repairs	6	11:16.018	1:07.772	2.939	77.74	1:50.117	3
20	88	GP	9 George PRINOS	Yamaha TZ250 - KAPPA PLANNING LTD	6	11:26.038	1:17.792	10.020	76.61	1:51.823	5
21	19*	R	2 James O'MARA	Kawasaki NINJA 300 - BRP Machining Ltd	6	11:26.382	1:18.136	0.344	76.57	1:50.229	3
22	147	GP	10 John HANNAFORD	Yamaha TZ350D -	6	11:50.355	1:42.109	23.973	73.98	1:56.535	3
23	73	R	3 Colvin TURNER	Yamaha TZR250 -	5	10:06.549	1 Lap	1 Lap	72.21	2:00.032	2
24	10	S	6 Mike BRUNSDON	Kawasaki NINJA 300 - CF Fairford	5	10:06.685	1 Lap	0.136	72.19	1:57.835	3
25	83	R	4 Simon CHAPPELL	Kawasaki NINJA 300 -	5	10:06.781	1 Lap	0.096	72.18	1:57.788	3
26	96		6 Giovanni BELIOSSI	Kawasaki NINJA 300 - ASR Accident Storage Reco	5	10:07.140	1 Lap	0.359	72.14	1:57.799	3
27	999	S	7 Jim DALTON	Kawasaki ZXR400L1 -	5	10:07.515	1 Lap	0.375	72.09	1:57.642	3
28	175	R	5 Jonathan ADEDOTUN	Kawasaki NINJA 300 -	5	10:08.282	1 Lap	0.767	72.00	1:58.586	2

NOT CLASSIFIED

DNF	157	GP	Liam McCARTER	Yamaha TZ250 -	3	5:17.051	3 Laps	2 Laps	82.88	1:43.154	2
DNF	174	GP	David BOWLER	Yamaha TZ 250 4DP -	3	6:03.979	3 Laps	46.928	72.20	1:56.881	2
DNF	3	GP	Tom BARRETT	Honda RS250 - The Two Stroke Workshop	0						

FASTEST LAP

51	GP	Kevin WHOLEY	Yamaha TZ250 - Twistgrip Motorcycles	6	1:39.637	87.91 mph	141.48 kph
4		James SEATH	Kawasaki ZXR400 L9 - Ovenden Earthmoving	3	1:42.730	85.27 mph	137.22 kph
157	S	Geoff MOOK	Yamaha TZR 250 -	6	1:43.925	84.29 mph	135.65 kph
32	R	Conor MURRAY	Kawasaki NINJA 300 -	6	1:49.842	79.74 mph	128.34 kph

* Bike 19 - 10 second penalty - jump start
 Class GP - 92.5% of Race Speed = 79.92 mph
 Class - 92.5% of Race Speed = 77.78 mph
 Class S - 92.5% of Race Speed = 76.42 mph
 Class R - 92.5% of Race Speed = 72.22 mph

Brands Hatch GP: 2.4332 miles
 Race Distance: 6 Laps / 14.59 miles
 Start: 16:22 Flag 16:32 End: 16:34

Weather / Track : Sunny / Dry

These results are provisional until the conclusion of any judicial and technical matters.

Clerk Of Course :	Stewards :	Timekeeper : Craig Smith
-------------------	------------	--------------------------

Results can be found at www.tsl-timing.com

Printed - 16:36 Saturday, 17 July 2021



BMCRC - MRO Championships 2021 - Rnd 4 @ Brands Hatch GP

EDlasia Formula 400 & Blue Haze GP

RACE 13 - LAP CHART

LAP 1 @ 16:24:28.476			10	42.210	1:58.814	175	1:18.578	1:59.407
NO	BEHIND	LAP TIME	LAP 3 @ 16:27:50.558			LAP 5 @ 16:31:10.680		
NO	BEHIND	LAP TIME	NO	BEHIND	LAP TIME	NO	BEHIND	LAP TIME
51		1:45.781	117		1:40.576	22		1:39.720
117	0.987	1:46.768	22	0.099	1:40.265	117	0.051	1:39.786
22	1.362	1:47.143	51	0.400	1:40.924	51	1.036	1:40.069
4	1.518	1:47.299	4	5.002	1:42.730	4	11.881	1:43.796
157	2.513	1:48.294	176	8.724	1:42.426	176	12.031	1:41.746
119	4.726	1:50.507	157	9.188	1:45.603	119	17.577	1:43.258
92	5.144	1:50.925	119	9.945	1:43.570	351	23.609	1:44.459
351	5.784	1:51.565	92	13.435	1:45.824	92	23.859	1:45.090
176	6.025	1:51.806	85	13.666	1:45.421	85	24.108	1:45.033
157	6.044	1:51.825	351	13.929	1:45.338	157	25.010	1:45.566
85	6.113	1:51.894	157	14.395	1:45.452	26	27.166	1:42.414
47	7.827	1:53.608	47	16.789	1:45.185	47	27.257	1:44.771
30	8.320	1:54.101	26	21.684	1:44.733	57	37.709	1:48.175
57	9.161	1:54.942	57	22.297	1:47.649	30	38.313	1:48.013
75	10.110	1:55.891	30	22.878	1:47.884	75	43.251	1:48.885
8	11.207	1:56.988	75	25.739	1:48.824	8	43.635	1:48.701
69	11.847	1:57.628	8	25.850	1:48.264	69	49.628	1:49.920
222	12.725	1:58.506	69	30.616	1:50.281	222	54.741	1:52.378
26	14.697	2:00.478	222	31.263	1:50.117	32	55.252	1:51.423
19	14.784	2:00.565	19	33.944	1:50.229	19	55.338	1:50.972
32	14.821	2:00.602	32	33.985	1:50.305	88	1:05.136	1:51.823
147	18.239	2:04.020	88	41.272	1:52.227	147	1:25.174	1:57.291
88	18.341	2:04.122	147	50.532	1:56.535	73	1:38.564	2:00.528
73	18.376	2:04.157	174	56.116	1:58.337	10	1:38.700	2:00.405
999	22.853	2:08.634	73	57.396	2:01.070	83	1:38.796	2:01.033
174	22.980	2:08.761	999	57.629	1:57.642	96	1:39.155	2:01.163
175	24.101	2:09.882	96	58.490	1:57.799	999	1:39.530	2:02.968
96	24.372	2:10.153	83	58.587	1:57.788			
83	24.423	2:10.204	10	59.469	1:57.835			
10	24.902	2:10.683	175	59.558	1:58.953			
LAP 2 @ 16:26:09.982			LAP 4 @ 16:29:30.945			LAP 6 @ 16:32:50.941		
NO	BEHIND	LAP TIME	NO	BEHIND	LAP TIME	NO	BEHIND	LAP TIME
117		1:40.519	117		1:40.387	117		1:40.210
51	0.052	1:41.558	22	0.015	1:40.303	175	1 Lap	2:01.454
22	0.410	1:40.554	51	0.702	1:40.689	51	0.412	1:39.637
4	2.848	1:42.836	4	7.820	1:43.205	22	0.896	1:41.157
157	4.161	1:43.154	176	10.020	1:41.683	176	13.610	1:41.840
176	6.874	1:42.355	119	14.054	1:44.496	4	16.765	1:45.145
119	6.951	1:43.731	92	18.504	1:45.456	119	21.383	1:44.067
92	8.187	1:44.549	85	18.810	1:45.531	92	27.638	1:44.040
85	8.821	1:44.214	351	18.885	1:45.343	351	27.845	1:44.497
351	9.167	1:44.889	157	19.179	1:45.171	85	28.163	1:44.316
157	9.519	1:44.981	47	22.221	1:45.819	26	28.326	1:41.421
47	12.180	1:45.859	26	24.487	1:43.190	157	28.674	1:43.925
57	15.224	1:47.569	57	29.269	1:47.359	47	31.792	1:44.796
30	15.570	1:48.756	30	30.035	1:47.544	57	44.549	1:47.101
75	17.491	1:48.887	75	34.101	1:48.749	30	46.784	1:48.732
26	17.527	1:44.336	8	34.669	1:49.206	75	50.050	1:47.060
8	18.162	1:48.461	69	39.443	1:49.214	8	51.699	1:48.325
69	20.911	1:50.570	222	42.098	1:51.222	69	59.963	1:50.596
222	21.722	1:50.503	32	43.564	1:49.966	32	1:04.833	1:49.842
32	24.256	1:50.941	19	44.101	1:50.544	222	1:07.772	1:53.292
19	24.291	1:51.013	88	53.048	1:52.163	19	1:08.136	1:53.059
88	29.621	1:52.786	147	1:07.618	1:57.473	88	1:17.792	1:52.917
147	34.573	1:57.840	999	1:16.297	1:59.055	147	1:42.109	1:57.196
73	36.902	2:00.032	83	1:17.498	1:59.298			
174	38.355	1:56.881	96	1:17.727	1:59.624			
999	40.563	1:59.216	73	1:17.771	2:00.762			
175	41.181	1:58.586	10	1:18.030	1:58.948			
96	41.267	1:58.401						
83	41.375	1:58.458						

Weather / Track : Sunny / Dry

Results can be found at www.tsl-timing.com

Brands Hatch GP

Circuit Length = 2.4332 miles

Start: 16:22 Flag 16:32 End: 16:34

Printed - 16:37 Saturday, 17 July 2021

BMCR - MRO Championships 2021 - Rnd 4 @ Brands Hatch GP

EDlasia Formula 400 & Blue Haze GP

RACE 13 - SECTOR ANALYSIS



SECTOR 1 = FL to I1, SECTOR 2 = I1 to I2, SECTOR 3 = I2 to FL, DIFF = Difference To Personal Best Lap, P = Crossed Finish Line in Pit Lane, D = Time Disallowed

P1 117 GP		Stuart HALL		Yamaha TZ250 -			
IDEAL LAP TIME : 1:39.532		BEST LAP TIME : 1:39.786		DIFFERENCE : 0.254			
LAP	SECTOR 1	SECTOR 2	SECTOR 3	LAP TIME	MPH	DIFF	TIME OF DAY
1 -		45.824	24.040	1:46.768	82.04	6.982	16:24:29.463
2 -	31.526	44.949	24.044	1:40.519	87.14	0.733	16:26:09.982
3 -	31.390	45.305	23.881	1:40.576	87.09	0.790	16:27:50.558
4 -	31.674	45.042	23.671	1:40.387 (3)	87.26	0.601	16:29:30.945
5 -	31.626	44.471	23.689	1:39.786 (1)	87.78		16:31:10.731
6 -	31.720	44.737	23.753	1:40.210 (2)	87.41	0.424	16:32:50.941

P2 51 GP		Kevin WHOLEY		Yamaha TZ250 - Twistgrip Motorcycles			
IDEAL LAP TIME : 1:39.637		BEST LAP TIME : 1:39.637		DIFFERENCE : 0.000			
LAP	SECTOR 1	SECTOR 2	SECTOR 3	LAP TIME	MPH	DIFF	TIME OF DAY
1 -		45.275	24.263	1:45.781	82.81	6.144	16:24:28.476
2 -	31.832	45.346	24.380	1:41.558	86.25	1.921	16:26:10.034
3 -	31.892	45.207	23.825	1:40.924	86.79	1.287	16:27:50.958
4 -	31.744	45.137	23.808	1:40.689 (3)	86.99	1.052	16:29:31.647
5 -	31.417	44.646	24.006	1:40.069 (2)	87.53	0.432	16:31:11.716
6 -	31.384	44.642	23.611	1:39.637 (1)	87.91		16:32:51.353

P3 22 GP		Rik BALLERINI		Yamaha TZ250 - SCLS LTD, GECKO RACING, CAMBRIDGE M			
IDEAL LAP TIME : 1:39.576		BEST LAP TIME : 1:39.720		DIFFERENCE : 0.144			
LAP	SECTOR 1	SECTOR 2	SECTOR 3	LAP TIME	MPH	DIFF	TIME OF DAY
1 -		44.732	24.159	1:47.143	81.75	7.423	16:24:29.838
2 -	31.513	44.897	24.144	1:40.554	87.11	0.834	16:26:10.392
3 -	31.546	45.053	23.666	1:40.265 (2)	87.36	0.545	16:27:50.657
4 -	31.511	44.814	23.978	1:40.303 (3)	87.33	0.583	16:29:30.960
5 -	31.407	44.503	23.810	1:39.720 (1)	87.84		16:31:10.680
6 -	31.554	45.907	23.696	1:41.157	86.59	1.437	16:32:51.837

P4 176 GP		Jonathan STAMPER		Yamaha TZ250 -			
IDEAL LAP TIME : 1:41.115		BEST LAP TIME : 1:41.683		DIFFERENCE : 0.568			
LAP	SECTOR 1	SECTOR 2	SECTOR 3	LAP TIME	MPH	DIFF	TIME OF DAY
1 -		47.222	24.888	1:51.806	78.34	10.123	16:24:34.501
2 -	32.389	45.698	24.268	1:42.355	85.58	0.672	16:26:16.856
3 -	32.265	45.938	24.223	1:42.426	85.52	0.743	16:27:59.282
4 -	31.678	46.100	23.905	1:41.683 (1)	86.14		16:29:40.965
5 -	31.722	46.285	23.739	1:41.746 (2)	86.09	0.063	16:31:22.711
6 -	31.940	45.996	23.904	1:41.840 (3)	86.01	0.157	16:33:04.551

P5 4		James SEATH		Kawasaki ZXR400 L9 - Ovenden Earthmoving			
IDEAL LAP TIME : 1:42.413		BEST LAP TIME : 1:42.730		DIFFERENCE : 0.317			
LAP	SECTOR 1	SECTOR 2	SECTOR 3	LAP TIME	MPH	DIFF	TIME OF DAY
1 -		45.981	24.737	1:47.299	81.63	4.569	16:24:29.994
2 -	32.380	45.813	24.643	1:42.836 (2)	85.18	0.106	16:26:12.830
3 -	32.158	46.082	24.490	1:42.730 (1)	85.27		16:27:55.560
4 -	32.350	46.413	24.442	1:43.205 (3)	84.87	0.475	16:29:38.765
5 -	32.487	46.623	24.686	1:43.796	84.39	1.066	16:31:22.561
6 -	33.168	46.991	24.986	1:45.145	83.31	2.415	16:33:07.706

BMCRG - MRO Championships 2021 - Rnd 4 @ Brands Hatch GP

EDlasia Formula 400 & Blue Haze GP

RACE 13 - SECTOR ANALYSIS



SECTOR 1 = FL to I1, SECTOR 2 = I1 to I2, SECTOR 3 = I2 to FL, DIFF = Difference To Personal Best Lap, P = Crossed Finish Line in Pit Lane, D = Time Disallowed

P6 119 GP		Ian STANFORD		Honda RS250 - N and J Stanford Suspended Ceilings and Partit			
IDEAL LAP TIME : 1:43.058		BEST LAP TIME : 1:43.258		DIFFERENCE : 0.200			
LAP	SECTOR 1	SECTOR 2	SECTOR 3	LAP TIME	MPH	DIFF	TIME OF DAY
1 -		46.586	24.970	1:50.507	79.26	7.249	16:24:33.202
2 -	32.984	46.064	24.683	1:43.731 (3)	84.44	0.473	16:26:16.933
3 -	32.690	46.481	24.399	1:43.570 (2)	84.57	0.312	16:28:00.503
4 -	33.186	46.820	24.490	1:44.496	83.82	1.238	16:29:44.999
5 -	32.877	46.077	24.304	1:43.258 (1)	84.83		16:31:28.257
6 -	32.789	46.536	24.742	1:44.067	84.17	0.809	16:33:12.324

P7 92 GP		Jordan WAINWRIGHT		Yamaha TZ250 T - JW MOT Centre			
IDEAL LAP TIME : 1:43.683		BEST LAP TIME : 1:44.040		DIFFERENCE : 0.357			
LAP	SECTOR 1	SECTOR 2	SECTOR 3	LAP TIME	MPH	DIFF	TIME OF DAY
1 -		46.868	24.597	1:50.925	78.97	6.885	16:24:33.620
2 -	33.035	46.553	24.961	1:44.549 (2)	83.78	0.509	16:26:18.169
3 -	33.424	47.379	25.021	1:45.824	82.77	1.784	16:28:03.993
4 -	33.148	47.109	25.199	1:45.456	83.06	1.416	16:29:49.449
5 -	33.132	47.389	24.569	1:45.090 (3)	83.35	1.050	16:31:34.539
6 -	32.561	46.676	24.803	1:44.040 (1)	84.19		16:33:18.579

P8 351 S		Sam DIGBY-BAKER		Kawasaki ZXR400 -			
IDEAL LAP TIME : 1:43.871		BEST LAP TIME : 1:44.459		DIFFERENCE : 0.588			
LAP	SECTOR 1	SECTOR 2	SECTOR 3	LAP TIME	MPH	DIFF	TIME OF DAY
1 -		47.312	25.452	1:51.565	78.51	7.106	16:24:34.260
2 -	33.090	46.608	25.191	1:44.889 (3)	83.51	0.430	16:26:19.149
3 -	32.892	47.321	25.125	1:45.338	83.15	0.879	16:28:04.487
4 -	33.318	46.830	25.195	1:45.343	83.15	0.884	16:29:49.830
5 -	33.011	46.638	24.810	1:44.459 (1)	83.85		16:31:34.289
6 -	32.575	47.234	24.688	1:44.497 (2)	83.82	0.038	16:33:18.786

P9 85		James ROBINSON		Kawasaki ZXR400 - claire palastanga ceramics			
IDEAL LAP TIME : 1:43.493		BEST LAP TIME : 1:44.214		DIFFERENCE : 0.721			
LAP	SECTOR 1	SECTOR 2	SECTOR 3	LAP TIME	MPH	DIFF	TIME OF DAY
1 -		47.626	24.792	1:51.894	78.28	7.680	16:24:34.589
2 -	33.268	46.307	24.639	1:44.214 (1)	84.05		16:26:18.803
3 -	32.808	47.596	25.017	1:45.421	83.09	1.207	16:28:04.224
4 -	33.308	46.927	25.296	1:45.531	83.00	1.317	16:29:49.755
5 -	33.340	47.315	24.378	1:45.033 (3)	83.40	0.819	16:31:34.788
6 -	32.970	46.722	24.624	1:44.316 (2)	83.97	0.102	16:33:19.104

P10 26 GP		Josh WAINWRIGHT		Yamaha TZ250 - JW MOT Centre			
IDEAL LAP TIME : 1:41.421		BEST LAP TIME : 1:41.421		DIFFERENCE : 0.000			
LAP	SECTOR 1	SECTOR 2	SECTOR 3	LAP TIME	MPH	DIFF	TIME OF DAY
1 -		48.995	24.699	2:00.478	72.70	19.057	16:24:43.173
2 -	32.861	46.752	24.723	1:44.336	83.95	2.915	16:26:27.509
3 -	32.360	47.572	24.801	1:44.733	83.63	3.312	16:28:12.242
4 -	32.529	46.244	24.417	1:43.190 (3)	84.89	1.769	16:29:55.432
5 -	32.134	45.770	24.510	1:42.414 (2)	85.53	0.993	16:31:37.846
6 -	31.924	45.482	24.015	1:41.421 (1)	86.37		16:33:19.267

BMCR - MRO Championships 2021 - Rnd 4 @ Brands Hatch GP

EDlasia Formula 400 & Blue Haze GP

RACE 13 - SECTOR ANALYSIS



SECTOR 1 = FL to I1, SECTOR 2 = I1 to I2, SECTOR 3 = I2 to FL, DIFF = Difference To Personal Best Lap, P = Crossed Finish Line in Pit Lane, D = Time Disallowed

P11 157 S		Geoff MOOK		Yamaha TZR 250 -			
IDEAL LAP TIME : 1:43.925		BEST LAP TIME : 1:43.925		DIFFERENCE : 0.000			
LAP	SECTOR 1	SECTOR 2	SECTOR 3	LAP TIME	MPH	DIFF	TIME OF DAY
1 -		48.193	25.194	1:51.825	78.33	7.900	16:24:34.520
2 -	33.152	46.907	24.922	1:44.981 (2)	83.44	1.056	16:26:19.501
3 -	32.868	47.637	24.947	1:45.452	83.06	1.527	16:28:04.953
4 -	33.188	46.893	25.090	1:45.171 (3)	83.29	1.246	16:29:50.124
5 -	33.416	47.219	24.931	1:45.566	82.97	1.641	16:31:35.690
6 -	32.525	46.586	24.814	1:43.925 (1)	84.29		16:33:19.615

P12 47		Allan CLARK		Kawasaki ZXR400 - A Clark & Sons Builders			
IDEAL LAP TIME : 1:44.588		BEST LAP TIME : 1:44.771		DIFFERENCE : 0.183			
LAP	SECTOR 1	SECTOR 2	SECTOR 3	LAP TIME	MPH	DIFF	TIME OF DAY
1 -		47.920	25.076	1:53.608	77.10	8.837	16:24:36.303
2 -	33.486	47.330	25.043	1:45.859	82.75	1.088	16:26:22.162
3 -	33.395	47.068	24.722	1:45.185 (3)	83.28	0.414	16:28:07.347
4 -	32.941	47.973	24.905	1:45.819	82.78	1.048	16:29:53.166
5 -	33.123	46.939	24.709	1:44.771 (1)	83.60		16:31:37.937
6 -	33.098	46.938	24.760	1:44.796 (2)	83.58	0.025	16:33:22.733

P13 57		Paul FISHER		Kawasaki ZXR400 -			
IDEAL LAP TIME : 1:46.933		BEST LAP TIME : 1:47.101		DIFFERENCE : 0.168			
LAP	SECTOR 1	SECTOR 2	SECTOR 3	LAP TIME	MPH	DIFF	TIME OF DAY
1 -		48.582	25.434	1:54.942	76.21	7.841	16:24:37.637
2 -	33.891	48.068	25.610	1:47.569 (3)	81.43	0.468	16:26:25.206
3 -	33.998	48.002	25.649	1:47.649	81.37	0.548	16:28:12.855
4 -	34.111	47.711	25.537	1:47.359 (2)	81.59	0.258	16:30:00.214
5 -	34.016	48.506	25.653	1:48.175	80.97	1.074	16:31:48.389
6 -	34.059	47.654	25.388	1:47.101 (1)	81.79		16:33:35.490

P14 30 S		Alan COOPER		Yamaha TZR250 - twistgrip motorcycles			
IDEAL LAP TIME : 1:46.505		BEST LAP TIME : 1:47.544		DIFFERENCE : 1.039			
LAP	SECTOR 1	SECTOR 2	SECTOR 3	LAP TIME	MPH	DIFF	TIME OF DAY
1 -		47.856	25.299	1:54.101	76.77	6.557	16:24:36.796
2 -	33.350	49.710	25.696	1:48.756	80.54	1.212	16:26:25.552
3 -	33.837	48.550	25.497	1:47.884 (2)	81.19	0.340	16:28:13.436
4 -	33.891	47.881	25.772	1:47.544 (1)	81.45		16:30:00.980
5 -	33.537	48.830	25.646	1:48.013 (3)	81.09	0.469	16:31:48.993
6 -	33.885	49.045	25.802	1:48.732	80.56	1.188	16:33:37.725

P15 75		Gary FRASER		Kawasaki ZXR 400 -			
IDEAL LAP TIME : 1:47.060		BEST LAP TIME : 1:47.060		DIFFERENCE : 0.000			
LAP	SECTOR 1	SECTOR 2	SECTOR 3	LAP TIME	MPH	DIFF	TIME OF DAY
1 -		48.676	25.691	1:55.891	75.58	8.831	16:24:38.586
2 -	33.869	48.761	26.257	1:48.887	80.44	1.827	16:26:27.473
3 -	33.749	48.356	26.719	1:48.824 (3)	80.49	1.764	16:28:16.297
4 -	33.970	48.715	26.064	1:48.749 (2)	80.55	1.689	16:30:05.046
5 -	34.023	48.809	26.053	1:48.885	80.45	1.825	16:31:53.931
6 -	33.540	47.865	25.655	1:47.060 (1)	81.82		16:33:40.991

Weather / Track : Sunny / Dry

Brands Hatch GP
Circuit Length = 2.4332 miles
Start: 16:22 Flag 16:32 End: 16:34

BMCRC - MRO Championships 2021 - Rnd 4 @ Brands Hatch GP

EDlasia Formula 400 & Blue Haze GP

RACE 13 - SECTOR ANALYSIS



SECTOR 1 = FL to I1, SECTOR 2 = I1 to I2, SECTOR 3 = I2 to FL, DIFF = Difference To Personal Best Lap, P = Crossed Finish Line in Pit Lane, D = Time Disallowed

P16		8 S		David BALL		Yamaha TZR250 - Gardiner Page and Roe pension consultants	
IDEAL LAP TIME : 1:47.805		BEST LAP TIME : 1:48.264		DIFFERENCE : 0.459			
LAP	SECTOR 1	SECTOR 2	SECTOR 3	LAP TIME	MPH	DIFF	TIME OF DAY
1 -		49.232	26.528	1:56.988	74.87	8.724	16:24:39.683
2 -	33.704	48.562	26.195	1:48.461 (3)	80.76	0.197	16:26:28.144
3 -	33.452	48.572	26.240	1:48.264 (1)	80.91		16:28:16.408
4 -	34.105	48.720	26.381	1:49.206	80.21	0.942	16:30:05.614
5 -	33.647	49.158	25.896	1:48.701	80.58	0.437	16:31:54.315
6 -	33.439	48.470	26.416	1:48.325 (2)	80.86	0.061	16:33:42.640

P17		69 GP		Dave HARVIEK		Yamaha TZ250 4DP - NW Roofing London Ltd	
IDEAL LAP TIME : 1:49.160		BEST LAP TIME : 1:49.214		DIFFERENCE : 0.054			
LAP	SECTOR 1	SECTOR 2	SECTOR 3	LAP TIME	MPH	DIFF	TIME OF DAY
1 -		48.981	26.517	1:57.628	74.47	8.414	16:24:40.323
2 -	35.007	48.676	26.887	1:50.570	79.22	1.356	16:26:30.893
3 -	34.867	48.836	26.578	1:50.281 (3)	79.43	1.067	16:28:21.174
4 -	34.657	48.206	26.351	1:49.214 (1)	80.20		16:30:10.388
5 -	34.603	48.805	26.512	1:49.920 (2)	79.69	0.706	16:32:00.308
6 -	34.878	49.217	26.501	1:50.596	79.20	1.382	16:33:50.904

P18		32 R		Conor MURRAY		Kawasaki NINJA 300 -	
IDEAL LAP TIME : 1:49.584		BEST LAP TIME : 1:49.842		DIFFERENCE : 0.258			
LAP	SECTOR 1	SECTOR 2	SECTOR 3	LAP TIME	MPH	DIFF	TIME OF DAY
1 -		50.855	26.591	2:00.602	72.63	10.760	16:24:43.297
2 -	34.218	49.837	26.886	1:50.941	78.95	1.099	16:26:34.238
3 -	34.137	49.374	26.794	1:50.305 (3)	79.41	0.463	16:28:24.543
4 -	34.427	49.098	26.441	1:49.966 (2)	79.65	0.124	16:30:14.509
5 -	34.314	50.274	26.835	1:51.423	78.61	1.581	16:32:05.932
6 -	34.045	49.322	26.475	1:49.842 (1)	79.74		16:33:55.774

P19		222 S		Matthew EPPS		Kawasaki ZXR400 - M.E Vehicle Repairs	
IDEAL LAP TIME : 1:50.117		BEST LAP TIME : 1:50.117		DIFFERENCE : 0.000			
LAP	SECTOR 1	SECTOR 2	SECTOR 3	LAP TIME	MPH	DIFF	TIME OF DAY
1 -		49.595	26.200	1:58.506	73.91	8.389	16:24:41.201
2 -	35.047	49.290	26.166	1:50.503 (2)	79.27	0.386	16:26:31.704
3 -	34.768	49.239	26.110	1:50.117 (1)	79.55		16:28:21.821
4 -	35.012	49.819	26.391	1:51.222 (3)	78.75	1.105	16:30:13.043
5 -	35.433	50.305	26.640	1:52.378	77.94	2.261	16:32:05.421
6 -	35.635	50.418	27.239	1:53.292	77.32	3.175	16:33:58.713

P20		88 GP		George PRINOS		Yamaha TZ250 - KAPPA PLANNING LTD	
IDEAL LAP TIME : 1:51.218		BEST LAP TIME : 1:51.823		DIFFERENCE : 0.605			
LAP	SECTOR 1	SECTOR 2	SECTOR 3	LAP TIME	MPH	DIFF	TIME OF DAY
1 -		50.641	26.883	2:04.122	70.57	12.299	16:24:46.817
2 -	36.449	50.618	25.719	1:52.786	77.66	0.963	16:26:39.603
3 -	35.088	50.930	26.209	1:52.227 (3)	78.05	0.404	16:28:31.830
4 -	35.572	50.504	26.087	1:52.163 (2)	78.09	0.340	16:30:23.993
5 -	35.599	50.598	25.626	1:51.823 (1)	78.33		16:32:15.816
6 -	35.208	51.344	26.365	1:52.917	77.57	1.094	16:34:08.733

BMCRG - MRO Championships 2021 - Rnd 4 @ Brands Hatch GP

EDlasia Formula 400 & Blue Haze GP

RACE 13 - SECTOR ANALYSIS



SECTOR 1 = FL to I1, SECTOR 2 = I1 to I2, SECTOR 3 = I2 to FL, DIFF = Difference To Personal Best Lap, P = Crossed Finish Line in Pit Lane, D = Time Disallowed

P21 19 R		James O'MARA		Kawasaki NINJA 300 - BRP Machining Ltd			
IDEAL LAP TIME : 1:49.602		BEST LAP TIME : 1:50.229		DIFFERENCE : 0.627			
LAP	SECTOR 1	SECTOR 2	SECTOR 3	LAP TIME	MPH	DIFF	TIME OF DAY
1 -		50.437	27.269	2:00.565	72.65	10.336	16:24:43.260
2 -	34.540	49.818	26.655	1:51.013	78.90	0.784	16:26:34.273
3 -	34.236	49.475	26.518	1:50.229 (1)	79.46		16:28:24.502
4 -	34.786	49.192	26.566	1:50.544 (2)	79.24	0.315	16:30:15.046
5 -	33.892	50.473	26.607	1:50.972 (3)	78.93	0.743	16:32:06.018
6 -	34.871	50.873	27.315	1:53.059	77.48	2.830	16:33:59.077

P22 147 GP		John HANNAFORD		Yamaha TZ350D -			
IDEAL LAP TIME : 1:56.176		BEST LAP TIME : 1:56.535		DIFFERENCE : 0.359			
LAP	SECTOR 1	SECTOR 2	SECTOR 3	LAP TIME	MPH	DIFF	TIME OF DAY
1 -		52.425	27.047	2:04.020	70.63	7.485	16:24:46.715
2 -	36.866	53.825	27.149	1:57.840	74.33	1.305	16:26:44.555
3 -	36.871	52.677	26.987	1:56.535 (1)	75.16		16:28:41.090
4 -	36.855	53.475	27.143	1:57.473	74.56	0.938	16:30:38.563
5 -	36.940	53.455	26.896	1:57.291 (3)	74.68	0.756	16:32:35.854
6 -	37.022	53.187	26.987	1:57.196 (2)	74.74	0.661	16:34:33.050

P23 73 R		Colvin TURNER		Yamaha TZR250 -			
IDEAL LAP TIME : 1:58.050		BEST LAP TIME : 2:00.032		DIFFERENCE : 1.982			
LAP	SECTOR 1	SECTOR 2	SECTOR 3	LAP TIME	MPH	DIFF	TIME OF DAY
1 -		52.522	28.147	2:04.157	70.55	4.125	16:24:46.852
2 -	37.381	53.909	28.742	2:00.032 (1)	72.97		16:26:46.884
3 -	37.688	54.615	28.767	2:01.070	72.35	1.038	16:28:47.954
4 -	37.756	54.544	28.462	2:00.762 (3)	72.53	0.730	16:30:48.716
5 -	37.491	54.823	28.214	2:00.528 (2)	72.67	0.496	16:32:49.244

P24 10 S		Mike BRUNSDON		Kawasaki NINJA 300 - CF Fairford			
IDEAL LAP TIME : 1:57.835		BEST LAP TIME : 1:57.835		DIFFERENCE : 0.000			
LAP	SECTOR 1	SECTOR 2	SECTOR 3	LAP TIME	MPH	DIFF	TIME OF DAY
1 -		54.491	28.573	2:10.683	67.03	12.848	16:24:53.378
2 -	36.791	54.056	27.967	1:58.814 (2)	73.72	0.979	16:26:52.192
3 -	36.321	54.045	27.469	1:57.835 (1)	74.33		16:28:50.027
4 -	36.444	54.249	28.255	1:58.948 (3)	73.64	1.113	16:30:48.975
5 -	37.437	54.937	28.031	2:00.405	72.75	2.570	16:32:49.380

P25 83 R		Simon CHAPPELL		Kawasaki NINJA 300 -			
IDEAL LAP TIME : 1:57.732		BEST LAP TIME : 1:57.788		DIFFERENCE : 0.056			
LAP	SECTOR 1	SECTOR 2	SECTOR 3	LAP TIME	MPH	DIFF	TIME OF DAY
1 -		54.956	28.436	2:10.204	67.27	12.416	16:24:52.899
2 -	36.617	54.229	27.612	1:58.458 (2)	73.94	0.670	16:26:51.357
3 -	36.665	53.744	27.379	1:57.788 (1)	74.36		16:28:49.145
4 -	36.609	54.148	28.541	1:59.298 (3)	73.42	1.510	16:30:48.443
5 -	37.488	54.638	28.907	2:01.033	72.37	3.245	16:32:49.476

P26 96		Giovanni BELIOSSI		Kawasaki NINJA 300 - ASR Accident Storage Recovery			
IDEAL LAP TIME : 1:57.003		BEST LAP TIME : 1:57.799		DIFFERENCE : 0.796			
LAP	SECTOR 1	SECTOR 2	SECTOR 3	LAP TIME	MPH	DIFF	TIME OF DAY
1 -		56.258	28.521	2:10.153	67.30	12.354	16:24:52.848
2 -	36.442	53.535	28.424	1:58.401 (2)	73.98	0.602	16:26:51.249
3 -	36.116	52.834	28.849	1:57.799 (1)	74.36		16:28:49.048
4 -	36.506	53.720	29.398	1:59.624 (3)	73.22	1.825	16:30:48.672
5 -	37.483	55.627	28.053	2:01.163	72.29	3.364	16:32:49.835

Weather / Track : Sunny / Dry

Brands Hatch GP
Circuit Length = 2.4332 miles
Start: 16:22 Flag 16:32 End: 16:34

BMCRC - MRO Championships 2021 - Rnd 4 @ Brands Hatch GP

EDlasia Formula 400 & Blue Haze GP

RACE 13 - SECTOR ANALYSIS



SECTOR 1 = FL to I1, SECTOR 2 = I1 to I2, SECTOR 3 = I2 to FL, DIFF = Difference To Personal Best Lap, P = Crossed Finish Line in Pit Lane, D = Time Disallowed

P27 999 S		Jim DALTON		Kawasaki ZXR400L1 -			
IDEAL LAP TIME : 1:57.455		BEST LAP TIME : 1:57.642		DIFFERENCE : 0.187			
LAP	SECTOR 1	SECTOR 2	SECTOR 3	LAP TIME	MPH	DIFF	TIME OF DAY
1 -		54.351	28.271	2:08.634	68.09	10.992	16:24:51.329
2 -	37.374	53.412	28.430	1:59.216 (3)	73.47	1.574	16:26:50.545
3 -	35.958	53.465	28.219	1:57.642 (1)	74.46		16:28:48.187
4 -	37.001	53.793	28.261	1:59.055 (2)	73.57	1.413	16:30:47.242
5 -	40.751	54.132	28.085	2:02.968	71.23	5.326	16:32:50.210

P28 175 R		Jonathan ADEDOTUN		Kawasaki NINJA 300 -			
IDEAL LAP TIME : 1:57.673		BEST LAP TIME : 1:58.586		DIFFERENCE : 0.913			
LAP	SECTOR 1	SECTOR 2	SECTOR 3	LAP TIME	MPH	DIFF	TIME OF DAY
1 -		55.018	29.339	2:09.882	67.44	11.296	16:24:52.577
2 -	36.209	53.601	28.776	1:58.586 (1)	73.86		16:26:51.163
3 -	36.393	54.697	27.863	1:58.953 (2)	73.64	0.367	16:28:50.116
4 -	36.864	53.906	28.637	1:59.407 (3)	73.36	0.821	16:30:49.523
5 -	36.989	55.795	28.670	2:01.454	72.12	2.868	16:32:50.977

P29 157 GP		Liam McCARTER		Yamaha TZ250 -			
IDEAL LAP TIME : 1:42.959		BEST LAP TIME : 1:43.154		DIFFERENCE : 0.195			
LAP	SECTOR 1	SECTOR 2	SECTOR 3	LAP TIME	MPH	DIFF	TIME OF DAY
1 -		45.681	24.777	1:48.294 (3)	80.88	5.140	16:24:30.989
2 -	32.501	45.728	24.925	1:43.154 (1)	84.92		16:26:14.143
3 -	32.576	47.388	25.639	1:45.603 (2)	82.95	2.449	16:27:59.746

P30 174 GP		David BOWLER		Yamaha TZ 250 4DP -			
IDEAL LAP TIME : 1:56.440		BEST LAP TIME : 1:56.881		DIFFERENCE : 0.441			
LAP	SECTOR 1	SECTOR 2	SECTOR 3	LAP TIME	MPH	DIFF	TIME OF DAY
1 -		54.096	27.565	2:08.761 (3)	68.03	11.880	16:24:51.456
2 -	36.588	52.511	27.782	1:56.881 (1)	74.94		16:26:48.337
3 -	36.651	54.345	27.341	1:58.337 (2)	74.02	1.456	16:28:46.674

BMCRC - MRO Championships 2021 - Rnd 4 @ Brands Hatch GP

EDlasia Formula 400 & Blue Haze GP

RACE 13 - BEST SECTORS

SECTOR 1			SECTOR 2			SECTOR 3			IDEAL / BEST COMPARISON						
POS	NO	NAME	TIME	NO	NAME	TIME	NO	NAME	TIME	POS	NO	NAME	IDEAL	BEST	DIFF
													PERFECT LAP	1:39.466	
1	51	WHOLEY	31.384	117	HALL	44.471	51	WHOLEY	23.611	1	117	HALL	1:39.532	1:39.786	0.254
2	117	HALL	31.390	22	BALLERINI	44.503	22	BALLERINI	23.666	2	22	BALLERINI	1:39.576	1:39.720	0.144
3	22	BALLERINI	31.407	51	WHOLEY	44.642	117	HALL	23.671	3	51	WHOLEY	1:39.637	1:39.637	0.000
4	176	STAMPER	31.678	26	WAINWRIGHT	45.482	176	STAMPER	23.739	4	176	STAMPER	1:41.115	1:41.683	0.568
5	26	WAINWRIGHT	31.924	157	McCARTER	45.681	26	WAINWRIGHT	24.015	5	26	WAINWRIGHT	1:41.421	1:41.421	0.000
6	4	SEATH	32.158	176	STAMPER	45.698	119	STANFORD	24.304	6	4	SEATH	1:42.413	1:42.730	0.317
7	157	McCARTER	32.501	4	SEATH	45.813	85	ROBINSON	24.378	7	157	McCARTER	1:42.959	1:43.154	0.195
8	157	MOOK	32.525	119	STANFORD	46.064	4	SEATH	24.442	8	119	STANFORD	1:43.058	1:43.258	0.200
9	92	WAINWRIGHT	32.561	85	ROBINSON	46.307	92	WAINWRIGHT	24.569	9	85	ROBINSON	1:43.493	1:44.214	0.721
10	351	DIGBY-BAKER	32.575	92	WAINWRIGHT	46.553	351	DIGBY-BAKER	24.688	10	92	WAINWRIGHT	1:43.683	1:44.040	0.357
11	119	STANFORD	32.690	157	MOOK	46.586	47	CLARK	24.709	11	351	DIGBY-BAKER	1:43.871	1:44.459	0.588
12	85	ROBINSON	32.808	351	DIGBY-BAKER	46.608	157	McCARTER	24.777	12	157	MOOK	1:43.925	1:43.925	0.000
13	47	CLARK	32.941	47	CLARK	46.938	157	MOOK	24.814	13	47	CLARK	1:44.588	1:44.771	0.183
14	30	COOPER	33.350	57	FISHER	47.654	30	COOPER	25.299	14	30	COOPER	1:46.505	1:47.544	1.039
15	8	BALL	33.439	30	COOPER	47.856	57	FISHER	25.388	15	57	FISHER	1:46.933	1:47.101	0.168
16	75	FRASER	33.540	75	FRASER	47.865	88	PRINOS	25.626	16	75	FRASER	1:47.060	1:47.060	0.000
17	57	FISHER	33.891	69	HARVIEK	48.206	75	FRASER	25.655	17	8	BALL	1:47.805	1:48.264	0.459
18	19	O'MARA	33.892	8	BALL	48.470	8	BALL	25.896	18	69	HARVIEK	1:49.160	1:49.214	0.054
19	32	MURRAY	34.045	32	MURRAY	49.098	222	EPPS	26.110	19	32	MURRAY	1:49.584	1:49.842	0.258
20	69	HARVIEK	34.603	19	O'MARA	49.192	69	HARVIEK	26.351	20	19	O'MARA	1:49.602	1:50.229	0.627
21	222	EPPS	34.768	222	EPPS	49.239	32	MURRAY	26.441	21	222	EPPS	1:50.117	1:50.117	0.000
22	88	PRINOS	35.088	88	PRINOS	50.504	19	O'MARA	26.518	22	88	PRINOS	1:51.218	1:51.823	0.605
23	999	DALTON	35.958	147	HANNAFORD	52.425	147	HANNAFORD	26.896	23	147	HANNAFORD	1:56.176	1:56.535	0.359
24	96	BELIOSSI	36.116	174	BOWLER	52.511	174	BOWLER	27.341	24	174	BOWLER	1:56.440	1:56.881	0.441
25	175	ADEDOTUN	36.209	73	TURNER	52.522	83	CHAPPELL	27.379	25	96	BELIOSSI	1:57.003	1:57.799	0.796
26	10	BRUNSDON	36.321	96	BELIOSSI	52.834	10	BRUNSDON	27.469	26	999	DALTON	1:57.455	1:57.642	0.187
27	174	BOWLER	36.588	999	DALTON	53.412	175	ADEDOTUN	27.863	27	175	ADEDOTUN	1:57.673	1:58.586	0.913
28	83	CHAPPELL	36.609	175	ADEDOTUN	53.601	96	BELIOSSI	28.053	28	83	CHAPPELL	1:57.732	1:57.788	0.056
29	147	HANNAFORD	36.855	83	CHAPPELL	53.744	999	DALTON	28.085	29	10	BRUNSDON	1:57.835	1:57.835	0.000
30	73	TURNER	37.381	10	BRUNSDON	54.045	73	TURNER	28.147	30	73	TURNER	1:58.050	2:00.032	1.982
31															

Weather / Track : Sunny / Dry

Brands Hatch GP

Circuit Length = 2.4332 miles

Start: 16:22 Flag 16:32 End: 16:34

Results can be found at www.tsl-timing.com

Printed - 16:37 Saturday, 17 July 2021

BMCRC - MRO Championships 2021 - Rnd 4 @ Brands Hatch GP

EDlasia Formula 400 & Blue Haze GP

RACE 13 - STATISTICS

Competitors Started 31
Planned Start 2021-07-17 @ 16:00:00.000
Actual Start 2021-07-17 @ 16:22:42.694
Finish Time 2021-07-17 @ 16:32:49.243
Track Length 2.4332mi.
Total Laps 168
Total Distance Covered 408.7926mi.

Session Fastest Lap History

NO	CL	NAME	LAP TIME	TIME OF DAY	LAP	VEHICLE
51	GP	Kevin WHOLEY	1:45.781	16:24:28.496	1	Yamaha TZ250
117	GP	Stuart HALL	1:40.519	16:26:09.993	2	Yamaha TZ250
22	GP	Rik BALLERINI	1:40.265	16:27:50.671	3	Yamaha TZ250
22	GP	Rik BALLERINI	1:39.720	16:31:10.694	5	Yamaha TZ250
51	GP	Kevin WHOLEY	1:39.637	16:32:51.370	6	Yamaha TZ250

Session Leader History

NO	CL	NAME	FROM LAP	LAPS LED	DISTANCE	VEHICLE
51	GP	Kevin WHOLEY	1	1	2.43 miles	Yamaha TZ250
117	GP	Stuart HALL	2	3	7.29 miles	Yamaha TZ250
22	GP	Rik BALLERINI	5	1	2.43 miles	Yamaha TZ250
117	GP	Stuart HALL	6	1	2.43 miles	Yamaha TZ250

Flag History

TYPE	TIME OF DAY
GREEN	16:22:42.694
FINISH	16:32:49.243

Flag Statistics

TYPE	COUNT	TOTAL LAPS	TOTAL TIME
Green	1	6	12:01.754
Red	0	0	0.000
Safety Car	0	0	0.000
FCY	0	0	0.000

BMCRC - MRO Championships 2021 - Rnd 4 @ Brands Hatch GP

EDlasia Formula 400 & Blue Haze GP

RACE 13 - STATISTICS

CLASS :

6 Starters

Fastest Lap History

NO	NAME	LAP TIME	TIME OF DAY	LAP	VEHICLE
4	James SEATH	1:47.299	16:24:30.021	1	Kawasaki ZXR400 L9
4	James SEATH	1:42.836	16:26:12.857	2	Kawasaki ZXR400 L9
4	James SEATH	1:42.730	16:27:55.587	3	Kawasaki ZXR400 L9

Leader History

NO	NAME	FROM LAP	LAPS LED	DISTANCE	VEHICLE
4	James SEATH	1	6	14.59 miles	Kawasaki ZXR400 L9

BMCRC - MRO Championships 2021 - Rnd 4 @ Brands Hatch GP

EDlasia Formula 400 & Blue Haze GP

RACE 13 - STATISTICS

CLASS : R

5 Starters

Fastest Lap History

NO	NAME	LAP TIME	TIME OF DAY	LAP	VEHICLE
19	James O'MARA	2:00.565	16:24:43.233	1	Kawasaki NINJA 300
32	Conor MURRAY	1:50.941	16:26:34.253	2	Kawasaki NINJA 300
19	James O'MARA	1:50.229	16:28:24.518	3	Kawasaki NINJA 300
32	Conor MURRAY	1:49.966	16:30:14.524	4	Kawasaki NINJA 300
32	Conor MURRAY	1:49.842	16:33:55.790	6	Kawasaki NINJA 300

Leader History

NO	NAME	FROM LAP	LAPS LED	DISTANCE	VEHICLE
19	James O'MARA	1	1	2.43 miles	Kawasaki NINJA 300
32	Conor MURRAY	2	1	2.43 miles	Kawasaki NINJA 300
19	James O'MARA	3	1	2.43 miles	Kawasaki NINJA 300
32	Conor MURRAY	4	3	7.29 miles	Kawasaki NINJA 300

Weather / Track : Sunny / Dry

Results can be found at www.tsl-timing.com

Page 3 of 5

Brands Hatch GP
Circuit Length = 2.4332 miles
Start: 16:22 Flag 16:32 End: 16:34

Printed - 16:37 Saturday, 17 July 2021

BMCRC - MRO Championships 2021 - Rnd 4 @ Brands Hatch GP

EDlasia Formula 400 & Blue Haze GP

RACE 13 - STATISTICS

CLASS : S

7 Starters

Fastest Lap History

NO	NAME	LAP TIME	TIME OF DAY	LAP	VEHICLE
351	Sam DIGBY-BAKER	1:51.565	16:24:34.283	1	Kawasaki ZXR400
351	Sam DIGBY-BAKER	1:44.889	16:26:19.170	2	Kawasaki ZXR400
351	Sam DIGBY-BAKER	1:44.459	16:31:34.309	5	Kawasaki ZXR400
157	Geoff MOOK	1:43.925	16:33:19.626	6	Yamaha TZR 250

Leader History

NO	NAME	FROM LAP	LAPS LED	DISTANCE	VEHICLE
351	Sam DIGBY-BAKER	1	6	14.59 miles	Kawasaki ZXR400

Weather / Track : Sunny / Dry

Results can be found at www.tsl-timing.com

Page 4 of 5

Brands Hatch GP
Circuit Length = 2.4332 miles
Start: 16:22 Flag 16:32 End: 16:34

Printed - 16:37 Saturday, 17 July 2021

BMCRC - MRO Championships 2021 - Rnd 4 @ Brands Hatch GP

EDlasia Formula 400 & Blue Haze GP

RACE 13 - STATISTICS

CLASS : GP

13 Starters

Fastest Lap History

NO	NAME	LAP TIME	TIME OF DAY	LAP	VEHICLE
51	Kevin WHOLEY	1:45.781	16:24:28.496	1	Yamaha TZ250
117	Stuart HALL	1:40.519	16:26:09.993	2	Yamaha TZ250
22	Rik BALLERINI	1:40.265	16:27:50.671	3	Yamaha TZ250
22	Rik BALLERINI	1:39.720	16:31:10.694	5	Yamaha TZ250
51	Kevin WHOLEY	1:39.637	16:32:51.370	6	Yamaha TZ250

Leader History

NO	NAME	FROM LAP	LAPS LED	DISTANCE	VEHICLE
51	Kevin WHOLEY	1	1	2.43 miles	Yamaha TZ250
117	Stuart HALL	2	3	7.29 miles	Yamaha TZ250
22	Rik BALLERINI	5	1	2.43 miles	Yamaha TZ250
117	Stuart HALL	6	1	2.43 miles	Yamaha TZ250

Weather / Track : Sunny / Dry

Results can be found at www.tsl-timing.com

Page 5 of 5

Brands Hatch GP
Circuit Length = 2.4332 miles
Start: 16:22 Flag 16:32 End: 16:34

Printed - 16:37 Saturday, 17 July 2021

BMCRC - MRO Championships 2021 - Rnd 4 @ Brands Hatch GP



EDlasia Formula 400 & Blue Haze GP



RACE 4 - GRID (7 Laps)

ROW 13	39		38		37	34 Vince CUNDLE
ROW 12	36	53 Mark WHITING	35	39 Peter PARAPANOS	34	61 Russell COOK
ROW 11	33	97 Nicholas TAIG	32	27 Richard HAYWARD	31	3 Tom BARRETT
ROW 10	30	2:00.032 73 Colvin TURNER	29	1:58.586 175 Jonathan ADEDOTUN	28	1:57.835 10 Mike BRUNSDON
ROW 9	27	1:57.799 96 Giovanni BELIOSSI	26	1:57.788 83 Simon CHAPPELL	25	1:57.642 999 Jim DALTON
ROW 8	24	1:56.881 174 David BOWLER	23	1:56.535 147 John HANNAFORD	22	1:51.823 88 George PRINOS
ROW 7	21	1:50.229 19 James O'MARA	20	1:50.117 222 Matthew EPPS	19	1:49.842 32 Conor MURRAY
ROW 6	18	1:49.214 69 Dave HARVIEK	17	1:48.264 8 David BALL	16	1:47.544 30 Alan COOPER
ROW 5	15	1:47.101 57 Paul FISHER	14	1:47.060 75 Gary FRASER	13	1:44.771 47 Allan CLARK
ROW 4	12	1:44.459 351 Sam DIGBY-BAKER	11	1:44.214 85 James ROBINSON	10	1:44.040 92 Jordan WAINWRIGHT
ROW 3	9	1:43.925 157 Geoff MOOK	8	1:43.258 119 Ian STANFORD	7	1:43.154 157 Liam McCARTER
ROW 2	6	1:42.730 4 James SEATH	5	1:41.683 176 Jonathan STAMPER	4	1:41.421 26 Josh WAINWRIGHT
ROW 1	3	1:39.786 117 Stuart HALL	2	1:39.720 22 Rik BALLERINI	1	1:39.637 51 Kevin WHOLEY

Pole

Brands Hatch GP

Circuit Length = 2.4332 miles

These results are provisional until the conclusion of any judicial and technical matters.

Clerk Of Course :	Stewards :	Timekeeper : Craig Smith
-------------------	------------	--------------------------

Results can be found at www.tsl-timing.com

Printed - 16:38 Saturday, 17 July 2021



BMCRC - MRO Championships 2021 - Rnd 4 @ Brands Hatch GP



EDlasia Formula 400 & Blue Haze GP



RACE 4 - CLASSIFICATION

POS	NO	CL	PIC NAME	ENTRY	LAPS	TIME	GAP	DIFF	MPH	BEST	ON
1	22	GP	1 Rik BALLERINI	Yamaha TZ250 - SCLS LTD, GECKO RACING, CA	7	11:45.934			86.86	1:39.191	2
2	51	GP	2 Kevin WHOLEY	Yamaha TZ250 - Twistgrip Motorcycles	7	11:46.968	1.034	1.034	86.73	1:39.479	3
3	117	GP	3 Stuart HALL	Yamaha TZ250 -	7	11:53.893	7.959	6.925	85.89	1:39.274	3
4	176	GP	4 Jonathan STAMPER	Yamaha TZ250 -	7	11:56.514	10.580	2.621	85.57	1:40.077	3
5	4		1 James SEATH	Kawasaki ZXR400 L9 - Ovenden Earthmoving	7	12:03.063	17.129	6.549	84.80	1:42.527	7
6	119	GP	5 Ian STANFORD	Honda RS250 - N and J Stanford Suspended Ceiling	7	12:05.709	19.775	2.646	84.49	1:41.858	3
7	26	GP	6 Josh WAINWRIGHT	Yamaha TZ250 - JW MOT Centre	7	12:05.976	20.042	0.267	84.46	1:41.224	7
8	351	S	1 Sam DIGBY-BAKER	Kawasaki ZXR400 -	7	12:17.582	31.648	11.606	83.13	1:43.349	4
9	85		2 James ROBINSON	Kawasaki ZXR400 - claire palastanga ceramics	7	12:17.973	32.039	0.391	83.09	1:43.468	7
10	92	GP	7 Jordan WAINWRIGHT	Yamaha TZ250 T - JW MOT Centre	7	12:19.322	33.388	1.349	82.93	1:42.451	3
11	47		3 Allan CLARK	Kawasaki ZXR400 - A Clark & Sons Builders	7	12:19.955	34.021	0.633	82.86	1:43.352	6
12	571	S	2 Geoff MOOK	Yamaha TZR 250 -	7	12:21.944	36.010	1.989	82.64	1:44.465	6
13	3	GP	8 Tom BARRETT	Honda RS250 - The Two Stroke Workshop	7	12:27.846	41.912	5.902	81.99	1:44.189	6
14	57		4 Paul FISHER	Kawasaki ZXR400 -	7	12:36.905	50.971	9.059	81.01	1:45.430	2
15	30	S	3 Alan COOPER	Yamaha TZR250 - twistgrip motorcycles	7	12:38.093	52.159	1.188	80.88	1:45.519	2
16	69	GP	9 Dave HARVIEK	Yamaha TZ250 4DP - NW Roofing London Ltd	7	12:47.014	1:01.080	8.921	79.94	1:47.025	5
17	27	S	4 Richard HAYWARD	Yamaha TZR250 - Hazel Motors/ Gforce	7	12:51.416	1:05.482	4.402	79.48	1:48.111	2
18	8	S	5 David BALL	Yamaha TZR250 - Gardiner Page and Roe pension	7	12:51.485	1:05.551	0.069	79.48	1:47.858	5
19	75		5 Gary FRASER	Kawasaki ZXR 400 -	7	12:52.093	1:06.159	0.608	79.41	1:45.332	7
20	88	GP	10 George PRINOS	Yamaha TZ250 - KAPPA PLANNING LTD	7	12:58.027	1:12.093	5.934	78.81	1:48.416	3
21	19	R	1 James O'MARA	Kawasaki NINJA 300 - BRP Machining Ltd	7	12:59.827	1:13.893	1.800	78.63	1:49.013	6
22	32	R	2 Conor MURRAY	Kawasaki NINJA 300 -	7	12:59.996	1:14.062	0.169	78.61	1:49.229	7
23	222	S	6 Matthew EPPS	Kawasaki ZXR400 - M.E Vehicle Repairs	7	13:04.826	1:18.892	4.830	78.13	1:49.036	2
24	174	GP	11 David BOWLER	Yamaha TZ 250 4DP -	6	11:50.467	1 Lap	1 Lap	73.97	1:56.231	5
25	97	S	7 Nicholas TAIG	Honda VFR400 NC30 - RST, Bell Helmets UK	6	11:51.108	1 Lap	0.641	73.91	1:55.398	2
26	39		6 Peter PARAPANOS	Kawasaki NINJA 300 - AMR Glasgow Kawasaki	6	11:53.698	1 Lap	2.590	73.64	1:55.580	2
27	147	GP	12 John HANNAFORD	Yamaha TZ350D -	6	11:54.847	1 Lap	1.149	73.52	1:57.076	5
28	73	R	3 Colvin TURNER	Yamaha TZR250 -	6	11:56.023	1 Lap	1.176	73.40	1:56.334	2
29	999	S	8 Jim DALTON	Kawasaki ZXR400L1 -	6	11:56.249	1 Lap	0.226	73.38	1:56.889	2
30	10	S	9 Mike BRUNSDON	Kawasaki NINJA 300 - CF Fairford	6	11:56.805	1 Lap	0.556	73.32	1:56.405	3
31	83	R	4 Simon CHAPPELL	Kawasaki NINJA 300 -	6	12:02.293	1 Lap	5.488	72.76	1:56.858	2
32	96		7 Giovanni BELIOSSI	Kawasaki NINJA 300 - ASR Accident Storage Reco	6	12:02.353	1 Lap	0.060	72.76	1:57.205	3

NOT CLASSIFIED

DNF	157	GP	Liam McCARTER	Yamaha TZ250 -	5	8:42.301	2 Laps	1 Lap	83.85	1:42.437	3
DNF	34	GP	Vince CUNDLE	Yamaha TZ350G BSR - FONDSECA	3	5:35.292	4 Laps	2 Laps	78.37	1:48.621	3
DNF	175	R	Jonathan ADEDOTUN	Kawasaki NINJA 300 -	2	4:05.565	5 Laps	1 Lap	71.34	1:57.031	2
DNF	61	GP	Russell COOK	Yamaha TZ250 - Myself	2	5:02.855	5 Laps	57.290	57.84	2:21.289	2

FASTEST LAP

22	GP	Rik BALLERINI	Yamaha TZ250 - SCLS LTD, GECKO RACING, CA	2	1:39.191	88.31 mph	142.12 kph
4		James SEATH	Kawasaki ZXR400 L9 - Ovenden Earthmoving	7	1:42.527	85.43 mph	137.50 kph
351	S	Sam DIGBY-BAKER	Kawasaki ZXR400 -	4	1:43.349	84.75 mph	136.40 kph
19	R	James O'MARA	Kawasaki NINJA 300 - BRP Machining Ltd	6	1:49.013	80.35 mph	129.32 kph

Class GP - 92.5% of Race Speed = 80.34 mph

Class - 92.5% of Race Speed = 78.44 mph

Class S - 92.5% of Race Speed = 76.89 mph

Class R - 92.5% of Race Speed = 72.73 mph

Brands Hatch GP: 2.4332 miles

Race Distance: 7 Laps / 17.03 miles

Start: 11:38 Flag 11:50 End: 11:52

Weather / Track : Sunny / Dry

These results are provisional until the conclusion of any judicial and technical matters.

Clerk Of Course :	Stewards :	Timekeeper : Craig Smith
-------------------	------------	--------------------------

Results can be found at www.tsl-timing.com

Printed - 11:55 Sunday, 18 July 2021



BMCRC - MRO Championships 2021 - Rnd 4 @ Brands Hatch GP

EDlasia Formula 400 & Blue Haze GP

RACE 4 - SECTOR ANALYSIS



SECTOR 1 = FL to I1, SECTOR 2 = I1 to I2, SECTOR 3 = I2 to FL, DIFF = Difference To Personal Best Lap, P = Crossed Finish Line in Pit Lane, D = Time Disallowed

P1 22 GP		Rik BALLERINI		Yamaha TZ250 - SCLS LTD, GECKO RACING, CAMBRIDGE M			
IDEAL LAP TIME : 1:38.871		BEST LAP TIME : 1:39.191		DIFFERENCE : 0.320			
LAP	SECTOR 1	SECTOR 2	SECTOR 3	LAP TIME	MPH	DIFF	TIME OF DAY
1 -		45.806	24.206	1:46.825	82.00	7.634	11:40:40.281
2 -	31.017	44.234	23.940	1:39.191 (1)	88.31		11:42:19.472
3 -	31.386	44.500	23.950	1:39.836	87.74	0.645	11:43:59.308
4 -	32.058	44.935	23.905	1:40.898	86.81	1.707	11:45:40.206
5 -	31.307	44.557	23.673	1:39.537 (3)	88.00	0.346	11:47:19.743
6 -	31.358	44.234	23.620	1:39.212 (2)	88.29	0.021	11:48:58.955
7 -	31.282	45.272	23.881	1:40.435	87.21	1.244	11:50:39.390

P2 51 GP		Kevin WHOLEY		Yamaha TZ250 - Twistgrip Motorcycles			
IDEAL LAP TIME : 1:39.159		BEST LAP TIME : 1:39.479		DIFFERENCE : 0.320			
LAP	SECTOR 1	SECTOR 2	SECTOR 3	LAP TIME	MPH	DIFF	TIME OF DAY
1 -		45.588	24.417	1:47.028	81.84	7.549	11:40:40.484
2 -	31.297	44.681	23.823	1:39.801	87.77	0.322	11:42:20.285
3 -	31.287	44.555	23.637	1:39.479 (1)	88.05		11:43:59.764
4 -	32.230	44.818	23.617	1:40.665	87.01	1.186	11:45:40.429
5 -	31.537	44.356	23.822	1:39.715 (2)	87.84	0.236	11:47:20.144
6 -	31.637	44.595	23.516	1:39.748 (3)	87.81	0.269	11:48:59.892
7 -	31.618	45.304	23.610	1:40.532	87.13	1.053	11:50:40.424

P3 117 GP		Stuart HALL		Yamaha TZ250 -			
IDEAL LAP TIME : 1:39.174		BEST LAP TIME : 1:39.274		DIFFERENCE : 0.100			
LAP	SECTOR 1	SECTOR 2	SECTOR 3	LAP TIME	MPH	DIFF	TIME OF DAY
1 -		45.707	23.786	1:51.443	78.60	12.169	11:40:44.899
2 -	32.153	45.419	24.083	1:41.655	86.17	2.381	11:42:26.554
3 -	31.271	44.547	23.456	1:39.274 (1)	88.23		11:44:05.828
4 -	32.150	44.447	23.656	1:40.253	87.37	0.979	11:45:46.081
5 -	31.381	44.815	23.839	1:40.035 (2)	87.56	0.761	11:47:26.116
6 -	31.299	45.210	23.681	1:40.190 (3)	87.43	0.916	11:49:06.306
7 -	31.470	45.209	24.364	1:41.043	86.69	1.769	11:50:47.349

P4 176 GP		Jonathan STAMPER		Yamaha TZ250 -			
IDEAL LAP TIME : 1:39.800		BEST LAP TIME : 1:40.077		DIFFERENCE : 0.277			
LAP	SECTOR 1	SECTOR 2	SECTOR 3	LAP TIME	MPH	DIFF	TIME OF DAY
1 -		46.363	23.881	1:49.354	80.10	9.277	11:40:42.810
2 -	31.806	45.392	23.652	1:40.850 (3)	86.86	0.773	11:42:23.660
3 -	31.548	44.807	23.722	1:40.077 (1)	87.53		11:44:03.737
4 -	31.877	44.716	24.573	1:41.166	86.58	1.089	11:45:44.903
5 -	32.083	45.316	24.336	1:41.735	86.10	1.658	11:47:26.638
6 -	31.625	45.122	23.536	1:40.283 (2)	87.35	0.206	11:49:06.921
7 -	31.583	46.683	24.783	1:43.049	85.00	2.972	11:50:49.970

P5 4		James SEATH		Kawasaki ZXR400 L9 - Ovenden Earthmoving			
IDEAL LAP TIME : 1:41.910		BEST LAP TIME : 1:42.527		DIFFERENCE : 0.617			
LAP	SECTOR 1	SECTOR 2	SECTOR 3	LAP TIME	MPH	DIFF	TIME OF DAY
1 -		45.791	24.197	1:46.665	82.12	4.138	11:40:40.121
2 -	32.514	45.718	24.406	1:42.638 (3)	85.34	0.111	11:42:22.759
3 -	32.067	46.251	24.334	1:42.652	85.33	0.125	11:44:05.411
4 -	32.311	45.934	24.351	1:42.596 (2)	85.38	0.069	11:45:48.007
5 -	32.093	46.267	24.373	1:42.733	85.26	0.206	11:47:30.740
6 -	32.512	46.401	24.339	1:43.252	84.83	0.725	11:49:13.992
7 -	31.995	46.091	24.441	1:42.527 (1)	85.43		11:50:56.519

Weather / Track : Sunny / Dry

Brands Hatch GP
Circuit Length = 2.4332 miles
Start: 11:38 Flag 11:50 End: 11:52

BMCRC - MRO Championships 2021 - Rnd 4 @ Brands Hatch GP

EDlasia Formula 400 & Blue Haze GP

RACE 4 - SECTOR ANALYSIS



SECTOR 1 = FL to I1, SECTOR 2 = I1 to I2, SECTOR 3 = I2 to FL, DIFF = Difference To Personal Best Lap, P = Crossed Finish Line in Pit Lane, D = Time Disallowed

P6 119 GP		Ian STANFORD		Honda RS250 - N and J Stanford Suspended Ceilings and Partit			
IDEAL LAP TIME : 1:41.818		BEST LAP TIME : 1:41.858		DIFFERENCE : 0.040			
LAP	SECTOR 1	SECTOR 2	SECTOR 3	LAP TIME	MPH	DIFF	TIME OF DAY
1 -		45.973	24.054	1:48.101	81.03	6.243	11:40:41.557
2 -	32.496	45.584	24.016	1:42.096 (2)	85.80	0.238	11:42:23.653
3 -	32.322	45.480	24.056	1:41.858 (1)	86.00		11:44:05.511
4 -	32.837	45.738	24.122	1:42.697 (3)	85.29	0.839	11:45:48.208
5 -	32.579	46.232	24.121	1:42.932	85.10	1.074	11:47:31.140
6 -	33.277	46.065	24.322	1:43.664	84.50	1.806	11:49:14.804
7 -	32.744	46.961	24.656	1:44.361	83.93	2.503	11:50:59.165

P7 26 GP		Josh WAINWRIGHT		Yamaha TZ250 - JW MOT Centre			
IDEAL LAP TIME : 1:41.158		BEST LAP TIME : 1:41.224		DIFFERENCE : 0.066			
LAP	SECTOR 1	SECTOR 2	SECTOR 3	LAP TIME	MPH	DIFF	TIME OF DAY
1 -		46.730	24.715	1:49.960	79.66	8.736	11:40:43.416
2 -	32.561	46.339	24.529	1:43.429	84.69	2.205	11:42:26.845
3 -	32.315	46.410	24.968	1:43.693	84.47	2.469	11:44:10.538
4 -	32.292	46.248	24.193	1:42.733 (3)	85.26	1.509	11:45:53.271
5 -	32.553	46.230	24.164	1:42.947	85.09	1.723	11:47:36.218
6 -	32.459	45.440	24.091	1:41.990 (2)	85.88	0.766	11:49:18.208
7 -	31.893	45.174	24.157	1:41.224 (1)	86.53		11:50:59.432

P8 351 S		Sam DIGBY-BAKER		Kawasaki ZXR400 -			
IDEAL LAP TIME : 1:43.349		BEST LAP TIME : 1:43.349		DIFFERENCE : 0.000			
LAP	SECTOR 1	SECTOR 2	SECTOR 3	LAP TIME	MPH	DIFF	TIME OF DAY
1 -		47.231	25.099	1:52.454	77.89	9.105	11:40:45.910
2 -	33.077	46.803	25.028	1:44.908	83.50	1.559	11:42:30.818
3 -	32.916	47.051	25.054	1:45.021	83.41	1.672	11:44:15.839
4 -	32.549	46.035	24.765	1:43.349 (1)	84.75		11:45:59.188
5 -	32.848	46.333	24.868	1:44.049 (3)	84.18	0.700	11:47:43.237
6 -	32.816	46.555	24.861	1:44.232	84.04	0.883	11:49:27.469
7 -	32.602	46.130	24.837	1:43.569 (2)	84.57	0.220	11:51:11.038

P9 85		James ROBINSON		Kawasaki ZXR400 - claire palastanga ceramics			
IDEAL LAP TIME : 1:43.243		BEST LAP TIME : 1:43.468		DIFFERENCE : 0.225			
LAP	SECTOR 1	SECTOR 2	SECTOR 3	LAP TIME	MPH	DIFF	TIME OF DAY
1 -		47.120	24.551	1:51.127	78.82	7.659	11:40:44.583
2 -	33.038	47.531	24.912	1:45.481	83.04	2.013	11:42:30.064
3 -	32.895	46.814	24.951	1:44.660	83.69	1.192	11:44:14.724
4 -	32.720	46.772	24.855	1:44.347 (3)	83.94	0.879	11:45:59.071
5 -	32.662	47.568	24.659	1:44.889	83.51	1.421	11:47:43.960
6 -	32.951	46.524	24.526	1:44.001 (2)	84.22	0.533	11:49:27.961
7 -	32.688	46.055	24.725	1:43.468 (1)	84.66		11:51:11.429

P10 92 GP		Jordan WAINWRIGHT		Yamaha TZ250 T - JW MOT Centre			
IDEAL LAP TIME : 1:42.149		BEST LAP TIME : 1:42.451		DIFFERENCE : 0.302			
LAP	SECTOR 1	SECTOR 2	SECTOR 3	LAP TIME	MPH	DIFF	TIME OF DAY
1 -		46.705	24.428	1:50.617	79.19	8.166	11:40:44.073
2 -	32.194	46.165	24.638	1:42.997 (2)	85.04	0.546	11:42:27.070
3 -	32.393	45.660	24.398	1:42.451 (1)	85.50		11:44:09.521
4 -	32.608	46.280	24.295	1:43.183 (3)	84.89	0.732	11:45:52.704
5 -	32.898	46.107	24.332	1:43.337	84.76	0.886	11:47:36.041
6 -	32.872	47.324	25.000	1:45.196	83.27	2.745	11:49:21.237
7 -	33.213	48.953	29.375	1:51.541	78.53	9.090	11:51:12.778

Weather / Track : Sunny / Dry

Brands Hatch GP
Circuit Length = 2.4332 miles
Start: 11:38 Flag 11:50 End: 11:52

BMCRRC - MRO Championships 2021 - Rnd 4 @ Brands Hatch GP

EDlasia Formula 400 & Blue Haze GP

RACE 4 - SECTOR ANALYSIS



SECTOR 1 = FL to I1, SECTOR 2 = I1 to I2, SECTOR 3 = I2 to FL, DIFF = Difference To Personal Best Lap, P = Crossed Finish Line in Pit Lane, D = Time Disallowed

P11 47		Allan CLARK		Kawasaki ZXR400 - A Clark & Sons Builders			
IDEAL LAP TIME : 1:43.245		BEST LAP TIME : 1:43.352		DIFFERENCE : 0.107			
LAP	SECTOR 1	SECTOR 2	SECTOR 3	LAP TIME	MPH	DIFF	TIME OF DAY
1 -		47.764	24.612	1:53.037	77.49	9.685	11:40:46.493
2 -	33.231	47.246	24.716	1:45.193	83.27	1.841	11:42:31.686
3 -	33.639	47.215	24.658	1:45.512	83.02	2.160	11:44:17.198
4 -	32.680	47.275	24.587	1:44.542 (3)	83.79	1.190	11:46:01.740
5 -	32.629	46.689	24.333	1:43.651 (2)	84.51	0.299	11:47:45.391
6 -	32.736	46.469	24.147	1:43.352 (1)	84.75		11:49:28.743
7 -	33.088	46.985	24.595	1:44.668	83.69	1.316	11:51:13.411

P12 571 S		Geoff MOOK		Yamaha TZR 250 -			
IDEAL LAP TIME : 1:44.023		BEST LAP TIME : 1:44.465		DIFFERENCE : 0.442			
LAP	SECTOR 1	SECTOR 2	SECTOR 3	LAP TIME	MPH	DIFF	TIME OF DAY
1 -		47.865	24.894	1:51.985	78.22	7.520	11:40:45.441
2 -	32.710	46.832	25.116	1:44.658	83.69	0.193	11:42:30.099
3 -	32.691	47.647	25.592	1:45.930	82.69	1.465	11:44:16.029
4 -	33.267	47.367	25.229	1:45.863	82.74	1.398	11:46:01.892
5 -	32.857	46.707	24.970	1:44.534 (3)	83.79	0.069	11:47:46.426
6 -	33.079	46.438	24.948	1:44.465 (1)	83.85		11:49:30.891
7 -	32.875	46.612	25.022	1:44.509 (2)	83.81	0.044	11:51:15.400

P13 3 GP		Tom BARRETT		Honda RS250 - The Two Stroke Workshop			
IDEAL LAP TIME : 1:43.721		BEST LAP TIME : 1:44.189		DIFFERENCE : 0.468			
LAP	SECTOR 1	SECTOR 2	SECTOR 3	LAP TIME	MPH	DIFF	TIME OF DAY
1 -		48.886	25.248	1:57.282	74.69	13.093	11:40:50.738
2 -	33.884	47.527	24.995	1:46.406	82.32	2.217	11:42:37.144
3 -	32.855	47.287	24.656	1:44.798 (3)	83.58	0.609	11:44:21.942
4 -	32.969	47.486	25.096	1:45.551	82.99	1.362	11:46:07.493
5 -	33.818	46.834	24.591	1:45.243	83.23	1.054	11:47:52.736
6 -	33.284	46.498	24.407	1:44.189 (1)	84.07		11:49:36.925
7 -	33.048	46.961	24.368	1:44.377 (2)	83.92	0.188	11:51:21.302

P14 57		Paul FISHER		Kawasaki ZXR400 -			
IDEAL LAP TIME : 1:45.320		BEST LAP TIME : 1:45.430		DIFFERENCE : 0.110			
LAP	SECTOR 1	SECTOR 2	SECTOR 3	LAP TIME	MPH	DIFF	TIME OF DAY
1 -		47.148	25.061	1:52.697	77.72	7.267	11:40:46.153
2 -	33.412	46.847	25.171	1:45.430 (1)	83.08		11:42:31.583
3 -	33.597	47.856	25.462	1:46.915 (3)	81.93	1.485	11:44:18.498
4 -	34.088	48.746	26.069	1:48.903	80.43	3.473	11:46:07.401
5 -	34.302	48.042	25.648	1:47.992	81.11	2.562	11:47:55.393
6 -	34.190	48.102	25.793	1:48.085	81.04	2.655	11:49:43.478
7 -	34.016	47.398	25.469	1:46.883 (2)	81.95	1.453	11:51:30.361

P15 30 S		Alan COOPER		Yamaha TZR250 - twistgrip motorcycles			
IDEAL LAP TIME : 1:45.159		BEST LAP TIME : 1:45.519		DIFFERENCE : 0.360			
LAP	SECTOR 1	SECTOR 2	SECTOR 3	LAP TIME	MPH	DIFF	TIME OF DAY
1 -		47.338	24.662	1:53.356	77.27	7.837	11:40:46.812
2 -	33.287	47.210	25.022	1:45.519 (1)	83.01		11:42:32.331
3 -	33.508	47.613	25.419	1:46.540 (2)	82.22	1.021	11:44:18.871
4 -	33.866	49.366	25.687	1:48.919	80.42	3.400	11:46:07.790
5 -	34.196	47.959	25.749	1:47.904	81.18	2.385	11:47:55.694
6 -	34.315	48.010	25.807	1:48.132	81.01	2.613	11:49:43.826
7 -	33.968	47.885	25.870	1:47.723 (3)	81.31	2.204	11:51:31.549

Weather / Track : Sunny / Dry

Brands Hatch GP
Circuit Length = 2.4332 miles
Start: 11:38 Flag 11:50 End: 11:52

BMCRG - MRO Championships 2021 - Rnd 4 @ Brands Hatch GP

EDlasia Formula 400 & Blue Haze GP

RACE 4 - SECTOR ANALYSIS



SECTOR 1 = FL to I1, SECTOR 2 = I1 to I2, SECTOR 3 = I2 to FL, DIFF = Difference To Personal Best Lap, P = Crossed Finish Line in Pit Lane, D = Time Disallowed

P16 69 GP		Dave HARVIEK		Yamaha TZ250 4DP - NW Roofing London Ltd			
IDEAL LAP TIME : 1:46.399		BEST LAP TIME : 1:47.025		DIFFERENCE : 0.626			
LAP	SECTOR 1	SECTOR 2	SECTOR 3	LAP TIME	MPH	DIFF	TIME OF DAY
1 -		48.716	25.747	1:57.326	74.66	10.301	11:40:50.782
2 -	34.949	48.924	25.829	1:49.702	79.85	2.677	11:42:40.484
3 -	34.679	48.466	25.416	1:48.561	80.69	1.536	11:44:29.045
4 -	34.021	48.958	25.860	1:48.839	80.48	1.814	11:46:17.884
5 -	34.107	47.253	25.665	1:47.025 (1)	81.84		11:48:04.909
6 -	34.557	48.338	25.301	1:48.196 (3)	80.96	1.171	11:49:53.105
7 -	33.845	47.551	25.969	1:47.365 (2)	81.58	0.340	11:51:40.470

P17 27 S		Richard HAYWARD		Yamaha TZR250 - Hazel Motors/ Gforce			
IDEAL LAP TIME : 1:48.027		BEST LAP TIME : 1:48.111		DIFFERENCE : 0.084			
LAP	SECTOR 1	SECTOR 2	SECTOR 3	LAP TIME	MPH	DIFF	TIME OF DAY
1 -		49.342	26.306	1:58.102	74.17	9.991	11:40:51.558
2 -	33.920	48.385	25.806	1:48.111 (1)	81.02		11:42:39.669
3 -	35.087	49.035	26.039	1:50.161	79.51	2.050	11:44:29.830
4 -	34.257	48.301	26.338	1:48.896	80.44	0.785	11:46:18.726
5 -	34.179	48.596	25.882	1:48.657 (2)	80.61	0.546	11:48:07.383
6 -	34.239	48.512	25.971	1:48.722 (3)	80.57	0.611	11:49:56.105
7 -	34.064	48.619	26.084	1:48.767	80.53	0.656	11:51:44.872

P18 8 S		David BALL		Yamaha TZR250 - Gardiner Page and Roe pension consultants			
IDEAL LAP TIME : 1:47.178		BEST LAP TIME : 1:47.858		DIFFERENCE : 0.680			
LAP	SECTOR 1	SECTOR 2	SECTOR 3	LAP TIME	MPH	DIFF	TIME OF DAY
1 -		48.405	25.785	1:55.136	76.08	7.278	11:40:48.592
2 -	33.826	49.470	26.443	1:49.739	79.82	1.881	11:42:38.331
3 -	33.914	50.247	26.580	1:50.741	79.10	2.883	11:44:29.072
4 -	34.510	50.217	26.038	1:50.765	79.08	2.907	11:46:19.837
5 -	33.088	49.085	25.685	1:47.858 (1)	81.21		11:48:07.695
6 -	34.120	48.505	25.866	1:48.491 (2)	80.74	0.633	11:49:56.186
7 -	34.103	48.665	25.987	1:48.755 (3)	80.54	0.897	11:51:44.941

P19 75		Gary FRASER		Kawasaki ZXR 400 -			
IDEAL LAP TIME : 1:45.332		BEST LAP TIME : 1:45.332		DIFFERENCE : 0.000			
LAP	SECTOR 1	SECTOR 2	SECTOR 3	LAP TIME	MPH	DIFF	TIME OF DAY
1 -		49.745	25.597	1:56.968	74.89	11.636	11:40:50.424
2 -	34.878	48.614	25.843	1:49.335	80.11	4.003	11:42:39.759
3 -	35.210	48.381	25.558	1:49.149 (3)	80.25	3.817	11:44:28.908
4 -	33.738	55.440	25.724	1:54.902	76.23	9.570	11:46:23.810
5 -	34.543	48.817	25.832	1:49.192	80.22	3.860	11:48:13.002
6 -	34.235	47.749	25.231	1:47.215 (2)	81.70	1.883	11:50:00.217
7 -	33.648	46.879	24.805	1:45.332 (1)	83.16		11:51:45.549

P20 88 GP		George PRINOS		Yamaha TZ250 - KAPPA PLANNING LTD			
IDEAL LAP TIME : 1:47.761		BEST LAP TIME : 1:48.416		DIFFERENCE : 0.655			
LAP	SECTOR 1	SECTOR 2	SECTOR 3	LAP TIME	MPH	DIFF	TIME OF DAY
1 -		51.079	25.964	2:03.243	71.07	14.827	11:40:56.699
2 -	34.886	49.160	25.867	1:49.913	79.69	1.497	11:42:46.612
3 -	34.680	48.499	25.237	1:48.416 (1)	80.79		11:44:35.028
4 -	34.025	48.683	25.753	1:48.461 (2)	80.76	0.045	11:46:23.489
5 -	34.475	49.176	26.005	1:49.656	79.88	1.240	11:48:13.145
6 -	34.368	48.634	25.640	1:48.642 (3)	80.63	0.226	11:50:01.787
7 -	34.601	49.144	25.951	1:49.696	79.85	1.280	11:51:51.483

Weather / Track : Sunny / Dry

Brands Hatch GP
Circuit Length = 2.4332 miles
Start: 11:38 Flag 11:50 End: 11:52

BMCRC - MRO Championships 2021 - Rnd 4 @ Brands Hatch GP

EDlasia Formula 400 & Blue Haze GP

RACE 4 - SECTOR ANALYSIS



SECTOR 1 = FL to I1, SECTOR 2 = I1 to I2, SECTOR 3 = I2 to FL, DIFF = Difference To Personal Best Lap, P = Crossed Finish Line in Pit Lane, D = Time Disallowed

P21 19 R		James O'MARA		Kawasaki NINJA 300 - BRP Machining Ltd			
IDEAL LAP TIME : 1:48.670		BEST LAP TIME : 1:49.013		DIFFERENCE : 0.343			
LAP	SECTOR 1	SECTOR 2	SECTOR 3	LAP TIME	MPH	DIFF	TIME OF DAY
1 -		50.826	27.004	1:59.862	73.08	10.849	11:40:53.318
2 -	34.251	49.524	26.849	1:50.624	79.18	1.611	11:42:43.942
3 -	34.159	49.169	27.150	1:50.478	79.29	1.465	11:44:34.420
4 -	34.318	49.538	26.861	1:50.717	79.11	1.704	11:46:25.137
5 -	34.402	48.910	26.333	1:49.645 (3)	79.89	0.632	11:48:14.782
6 -	33.837	48.500	26.676	1:49.013 (1)	80.35		11:50:03.795
7 -	34.049	48.872	26.567	1:49.488 (2)	80.00	0.475	11:51:53.283

P22 32 R		Conor MURRAY		Kawasaki NINJA 300 -			
IDEAL LAP TIME : 1:48.521		BEST LAP TIME : 1:49.229		DIFFERENCE : 0.708			
LAP	SECTOR 1	SECTOR 2	SECTOR 3	LAP TIME	MPH	DIFF	TIME OF DAY
1 -		50.276	27.930	2:00.794	72.51	11.565	11:40:54.250
2 -	33.707	49.453	26.623	1:49.783	79.79	0.554	11:42:44.033
3 -	34.394	48.849	27.551	1:50.794	79.06	1.565	11:44:34.827
4 -	34.507	49.502	26.480	1:50.489	79.28	1.260	11:46:25.316
5 -	34.768	48.471	26.343	1:49.582 (3)	79.93	0.353	11:48:14.898
6 -	33.978	48.623	26.724	1:49.325 (2)	80.12	0.096	11:50:04.223
7 -	33.811	48.885	26.533	1:49.229 (1)	80.19		11:51:53.452

P23 222 S		Matthew EPPS		Kawasaki ZXR400 - M.E Vehicle Repairs			
IDEAL LAP TIME : 1:48.814		BEST LAP TIME : 1:49.036		DIFFERENCE : 0.222			
LAP	SECTOR 1	SECTOR 2	SECTOR 3	LAP TIME	MPH	DIFF	TIME OF DAY
1 -		49.600	25.799	1:56.864	74.95	7.828	11:40:50.320
2 -	34.667	48.624	25.745	1:49.036 (1)	80.33		11:42:39.356
3 -	35.192	49.670	25.863	1:50.725	79.11	1.689	11:44:30.081
4 -	34.656	48.805	26.173	1:49.634 (2)	79.90	0.598	11:46:19.715
5 -	34.445	49.119	26.976	1:50.540 (3)	79.24	1.504	11:48:10.255
6 -	35.637	51.115	26.600	1:53.352	77.27	4.316	11:50:03.607
7 -	35.922	51.289	27.464	1:54.675	76.38	5.639	11:51:58.282

P24 174 GP		David BOWLER		Yamaha TZ 250 4DP -			
IDEAL LAP TIME : 1:55.775		BEST LAP TIME : 1:56.231		DIFFERENCE : 0.456			
LAP	SECTOR 1	SECTOR 2	SECTOR 3	LAP TIME	MPH	DIFF	TIME OF DAY
1 -		52.600	27.316	2:05.356	69.87	9.125	11:40:58.812
2 -	36.708	53.295	27.166	1:57.169 (3)	74.76	0.938	11:42:55.981
3 -	37.060	53.057	27.188	1:57.305	74.67	1.074	11:44:53.286
4 -	37.148	53.349	27.527	1:58.024	74.22	1.793	11:46:51.310
5 -	36.567	52.395	27.269	1:56.231 (1)	75.36		11:48:47.541
6 -	37.120	52.449	26.813	1:56.382 (2)	75.26	0.151	11:50:43.923

P25 97 S		Nicholas TAIG		Honda VFR400 NC30 - RST, Bell Helmets UK			
IDEAL LAP TIME : 1:54.286		BEST LAP TIME : 1:55.398		DIFFERENCE : 1.112			
LAP	SECTOR 1	SECTOR 2	SECTOR 3	LAP TIME	MPH	DIFF	TIME OF DAY
1 -		53.185	28.111	2:09.271	67.76	13.873	11:41:02.727
2 -	35.986	51.600	27.812	1:55.398 (1)	75.90		11:42:58.125
3 -	36.016	52.225	27.461	1:55.702 (3)	75.71	0.304	11:44:53.827
4 -	37.407	54.094	27.378	1:58.879	73.68	3.481	11:46:52.706
5 -	36.589	52.195	26.700	1:55.484 (2)	75.85	0.086	11:48:48.190
6 -	36.590	52.558	27.226	1:56.374	75.27	0.976	11:50:44.564

Weather / Track : Sunny / Dry

Brands Hatch GP
Circuit Length = 2.4332 miles
Start: 11:38 Flag 11:50 End: 11:52

BMCRC - MRO Championships 2021 - Rnd 4 @ Brands Hatch GP

EDlasia Formula 400 & Blue Haze GP

RACE 4 - SECTOR ANALYSIS



SECTOR 1 = FL to I1, SECTOR 2 = I1 to I2, SECTOR 3 = I2 to FL, DIFF = Difference To Personal Best Lap, P = Crossed Finish Line in Pit Lane, D = Time Disallowed

P26 39		Peter PARAPANOS		Kawasaki NINJA 300 - AMR Glasgow Kawasaki			
IDEAL LAP TIME : 1:55.393		BEST LAP TIME : 1:55.580		DIFFERENCE : 0.187			
LAP	SECTOR 1	SECTOR 2	SECTOR 3	LAP TIME	MPH	DIFF	TIME OF DAY
1 -		53.724	28.433	2:09.896	67.43	14.316	11:41:03.352
2 -	35.971	51.859	27.750	1:55.580 (1)	75.79		11:42:58.932
3 -	36.182	52.953	27.914	1:57.049	74.83	1.469	11:44:55.981
4 -	36.462	53.497	27.911	1:57.870	74.31	2.290	11:46:53.851
5 -	36.500	52.407	27.860	1:56.767 (3)	75.01	1.187	11:48:50.618
6 -	36.803	51.672	28.061	1:56.536 (2)	75.16	0.956	11:50:47.154

P27 147 GP		John HANNAFORD		Yamaha TZ350D -			
IDEAL LAP TIME : 1:56.250		BEST LAP TIME : 1:57.076		DIFFERENCE : 0.826			
LAP	SECTOR 1	SECTOR 2	SECTOR 3	LAP TIME	MPH	DIFF	TIME OF DAY
1 -		52.744	26.997	2:04.901	70.13	7.825	11:40:58.357
2 -	36.596	53.474	27.066	1:57.136 (2)	74.78	0.060	11:42:55.493
3 -	36.962	53.421	27.154	1:57.537 (3)	74.52	0.461	11:44:53.030
4 -	37.929	54.119	27.081	1:59.129	73.53	2.053	11:46:52.159
5 -	36.777	53.389	26.910	1:57.076 (1)	74.82		11:48:49.235
6 -	38.525	53.182	27.361	1:59.068	73.57	1.992	11:50:48.303

P28 73 R		Colvin TURNER		Yamaha TZR250 -			
IDEAL LAP TIME : 1:55.876		BEST LAP TIME : 1:56.334		DIFFERENCE : 0.458			
LAP	SECTOR 1	SECTOR 2	SECTOR 3	LAP TIME	MPH	DIFF	TIME OF DAY
1 -		53.295	27.866	2:08.384	68.23	12.050	11:41:01.840
2 -	35.771	52.300	28.263	1:56.334 (1)	75.29		11:42:58.174
3 -	36.686	52.836	27.971	1:57.493 (3)	74.55	1.159	11:44:55.667
4 -	36.426	54.533	28.211	1:59.170	73.50	2.836	11:46:54.837
5 -	36.439	52.372	28.037	1:56.848 (2)	74.96	0.514	11:48:51.685
6 -	36.446	53.543	27.805	1:57.794	74.36	1.460	11:50:49.479

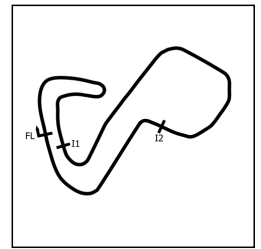
P29 999 S		Jim DALTON		Kawasaki ZXR400L1 -			
IDEAL LAP TIME : 1:56.009		BEST LAP TIME : 1:56.889		DIFFERENCE : 0.880			
LAP	SECTOR 1	SECTOR 2	SECTOR 3	LAP TIME	MPH	DIFF	TIME OF DAY
1 -		53.201	27.713	2:07.462	68.72	10.573	11:41:00.918
2 -	35.701	53.112	28.076	1:56.889 (1)	74.94		11:42:57.807
3 -	36.060	53.174	28.077	1:57.311 (3)	74.67	0.422	11:44:55.118
4 -	36.567	54.405	28.288	1:59.260	73.45	2.371	11:46:54.378
5 -	36.348	52.595	28.147	1:57.090 (2)	74.81	0.201	11:48:51.468
6 -	36.494	53.596	28.147	1:58.237	74.08	1.348	11:50:49.705

P30 10 S		Mike BRUNSDON		Kawasaki NINJA 300 - CF Fairford			
IDEAL LAP TIME : 1:55.817		BEST LAP TIME : 1:56.405		DIFFERENCE : 0.588			
LAP	SECTOR 1	SECTOR 2	SECTOR 3	LAP TIME	MPH	DIFF	TIME OF DAY
1 -		53.740	28.801	2:09.747	67.51	13.342	11:41:03.203
2 -	36.498	52.279	28.103	1:56.880 (3)	74.94	0.475	11:43:00.083
3 -	35.700	52.529	28.176	1:56.405 (1)	75.25		11:44:56.488
4 -	36.175	54.098	28.456	1:58.729	73.78	2.324	11:46:55.217
5 -	36.735	52.243	27.874	1:56.852 (2)	74.96	0.447	11:48:52.069
6 -	36.219	53.629	28.344	1:58.192	74.11	1.787	11:50:50.261

BMCRC - MRO Championships 2021 - Rnd 4 @ Brands Hatch GP

EDlasia Formula 400 & Blue Haze GP

RACE 4 - SECTOR ANALYSIS



SECTOR 1 = FL to I1, SECTOR 2 = I1 to I2, SECTOR 3 = I2 to FL, DIFF = Difference To Personal Best Lap, P = Crossed Finish Line in Pit Lane, D = Time Disallowed

P31 83 R		Simon CHAPPELL		Kawasaki NINJA 300 -			
IDEAL LAP TIME : 1:56.462		BEST LAP TIME : 1:56.858		DIFFERENCE : 0.396			
LAP	SECTOR 1	SECTOR 2	SECTOR 3	LAP TIME	MPH	DIFF	TIME OF DAY
1 -		55.303	27.750	2:11.315	66.70	14.457	11:41:04.771
2 -	36.491	52.630	27.737	1:56.858 (1)	74.96		11:43:01.629
3 -	36.863	52.778	27.524	1:57.165 (2)	74.76	0.307	11:44:58.794
4 -	37.317	53.176	27.370	1:57.863 (3)	74.32	1.005	11:46:56.657
5 -	36.462	53.957	28.058	1:58.477	73.93	1.619	11:48:55.134
6 -	36.977	55.588	28.050	2:00.615	72.62	3.757	11:50:55.749

P32 96		Giovanni BELIOSSI		Kawasaki NINJA 300 - ASR Accident Storage Recovery			
IDEAL LAP TIME : 1:56.637		BEST LAP TIME : 1:57.205		DIFFERENCE : 0.568			
LAP	SECTOR 1	SECTOR 2	SECTOR 3	LAP TIME	MPH	DIFF	TIME OF DAY
1 -		54.425	28.543	2:10.593	67.07	13.388	11:41:04.049
2 -	36.607	52.514	28.335	1:57.456 (3)	74.57	0.251	11:43:01.505
3 -	36.108	52.867	28.230	1:57.205 (1)	74.73		11:44:58.710
4 -	36.470	52.879	28.015	1:57.364 (2)	74.63	0.159	11:46:56.074
5 -	36.887	55.109	28.823	2:00.819	72.50	3.614	11:48:56.893
6 -	36.995	53.646	28.275	1:58.916	73.66	1.711	11:50:55.809

P33 157 GP		Liam McCARTER		Yamaha TZ250 -			
IDEAL LAP TIME : 1:42.054		BEST LAP TIME : 1:42.437		DIFFERENCE : 0.383			
LAP	SECTOR 1	SECTOR 2	SECTOR 3	LAP TIME	MPH	DIFF	TIME OF DAY
1 -		46.411	24.506	1:50.817	79.04	8.380	11:40:44.273
2 -	32.696	46.422	24.414	1:43.532	84.60	1.095	11:42:27.805
3 -	32.360	45.466	24.611	1:42.437 (1)	85.51		11:44:10.242
4 -	32.174	46.023	24.470	1:42.667 (2)	85.32	0.230	11:45:52.909
5 -	32.450	45.978	24.420	1:42.848 (3)	85.17	0.411	11:47:35.757

P34 34 GP		Vince CUNDLE		Yamaha TZ350G BSR - FONDSECA			
IDEAL LAP TIME : 1:47.595		BEST LAP TIME : 1:48.621		DIFFERENCE : 1.026			
LAP	SECTOR 1	SECTOR 2	SECTOR 3	LAP TIME	MPH	DIFF	TIME OF DAY
1 -		49.062	25.461	1:57.948 (3)	74.26	9.327	11:40:51.404
2 -	34.188	48.743	25.792	1:48.723 (2)	80.57	0.102	11:42:40.127
3 -	34.026	48.709	25.886	1:48.621 (1)	80.64		11:44:28.748

P35 175 R		Jonathan ADEDOTUN		Kawasaki NINJA 300 -			
IDEAL LAP TIME : 1:57.031		BEST LAP TIME : 1:57.031		DIFFERENCE : 0.000			
LAP	SECTOR 1	SECTOR 2	SECTOR 3	LAP TIME	MPH	DIFF	TIME OF DAY
1 -		53.980	28.395	2:08.534 (2)	68.15	11.503	11:41:01.990
2 -	36.195	52.602	28.234	1:57.031 (1)	74.85		11:42:59.021

P36 61 GP		Russell COOK		Yamaha TZ250 - Myself			
IDEAL LAP TIME : 2:21.138		BEST LAP TIME : 2:21.289		DIFFERENCE : 0.151			
LAP	SECTOR 1	SECTOR 2	SECTOR 3	LAP TIME	MPH	DIFF	TIME OF DAY
1 -		1:05.927	32.406	2:41.566 (2)	54.21	20.277	11:41:35.022
2 -	45.487	1:03.245	32.557	2:21.289 (1)	61.99		11:43:56.311

BMCRC - MRO Championships 2021 - Rnd 4 @ Brands Hatch GP

EDlasia Formula 400 & Blue Haze GP

RACE 4 - BEST SECTORS

SECTOR 1			SECTOR 2			SECTOR 3			IDEAL / BEST COMPARISON						
POS	NO	NAME	TIME	NO	NAME	TIME	NO	NAME	TIME	POS	NO	NAME	IDEAL	BEST	DIFF
													PERFECT LAP	1:38.707	
1	22	BALLERINI	31.017	22	BALLERINI	44.234	117	HALL	23.456	1	22	BALLERINI	1:38.871	1:39.191	0.320
2	117	HALL	31.271	51	WHOLEY	44.356	51	WHOLEY	23.516	2	51	WHOLEY	1:39.159	1:39.479	0.320
3	51	WHOLEY	31.287	117	HALL	44.447	176	STAMPER	23.536	3	117	HALL	1:39.174	1:39.274	0.100
4	176	STAMPER	31.548	176	STAMPER	44.716	22	BALLERINI	23.620	4	176	STAMPER	1:39.800	1:40.077	0.277
5	26	WAINWRIGHT	31.893	26	WAINWRIGHT	45.174	119	STANFORD	24.016	5	26	WAINWRIGHT	1:41.158	1:41.224	0.066
6	4	SEATH	31.995	157	McCARTER	45.466	26	WAINWRIGHT	24.091	6	119	STANFORD	1:41.818	1:41.858	0.040
7	157	McCARTER	32.174	119	STANFORD	45.480	47	CLARK	24.147	7	4	SEATH	1:41.910	1:42.527	0.617
8	92	WAINWRIGHT	32.194	92	WAINWRIGHT	45.660	4	SEATH	24.197	8	157	McCARTER	1:42.054	1:42.437	0.383
9	119	STANFORD	32.322	4	SEATH	45.718	92	WAINWRIGHT	24.295	9	92	WAINWRIGHT	1:42.149	1:42.451	0.302
10	351	DIGBY-BAKER	32.549	351	DIGBY-BAKER	46.035	3	BARRETT	24.368	10	85	ROBINSON	1:43.243	1:43.468	0.225
11	47	CLARK	32.629	85	ROBINSON	46.055	157	McCARTER	24.414	11	47	CLARK	1:43.245	1:43.352	0.107
12	85	ROBINSON	32.662	571	MOOK	46.438	85	ROBINSON	24.526	12	351	DIGBY-BAKER	1:43.349	1:43.349	0.000
13	571	MOOK	32.691	47	CLARK	46.469	30	COOPER	24.662	13	3	BARRETT	1:43.721	1:44.189	0.468
14	3	BARRETT	32.855	3	BARRETT	46.498	351	DIGBY-BAKER	24.765	14	571	MOOK	1:44.023	1:44.465	0.442
15	8	BALL	33.088	57	FISHER	46.847	75	FRASER	24.805	15	30	COOPER	1:45.159	1:45.519	0.360
16	30	COOPER	33.287	75	FRASER	46.879	571	MOOK	24.894	16	57	FISHER	1:45.320	1:45.430	0.110
17	57	FISHER	33.412	30	COOPER	47.210	57	FISHER	25.061	17	75	FRASER	1:45.332	1:45.332	0.000
18	34	CUNDLE	33.425	69	HARVIEK	47.253	88	PRINOS	25.237	18	69	HARVIEK	1:46.399	1:47.025	0.626
19	75	FRASER	33.648	27	HAYWARD	48.301	69	HARVIEK	25.301	19	8	BALL	1:47.178	1:47.858	0.680
20	32	MURRAY	33.707	8	BALL	48.405	34	CUNDLE	25.461	20	34	CUNDLE	1:47.595	1:48.621	1.026
21	19	O'MARA	33.837	32	MURRAY	48.471	8	BALL	25.685	21	88	PRINOS	1:47.761	1:48.416	0.655
22	69	HARVIEK	33.845	88	PRINOS	48.499	222	EPPS	25.745	22	27	HAYWARD	1:48.027	1:48.111	0.084
23	27	HAYWARD	33.920	19	O'MARA	48.500	27	HAYWARD	25.806	23	32	MURRAY	1:48.521	1:49.229	0.708
24	88	PRINOS	34.025	222	EPPS	48.624	19	O'MARA	26.333	24	19	O'MARA	1:48.670	1:49.013	0.343
25	222	EPPS	34.445	34	CUNDLE	48.709	32	MURRAY	26.343	25	222	EPPS	1:48.814	1:49.036	0.222
26	10	BRUNSDON	35.700	97	TAIG	51.600	97	TAIG	26.700	26	97	TAIG	1:54.286	1:55.398	1.112
27	999	DALTON	35.701	39	PARAPANOS	51.672	174	BOWLER	26.813	27	39	PARAPANOS	1:55.393	1:55.580	0.187
28	73	TURNER	35.771	10	BRUNSDON	52.243	147	HANNAFORD	26.910	28	174	BOWLER	1:55.775	1:56.231	0.456
29	39	PARAPANOS	35.971	73	TURNER	52.300	83	CHAPPELL	27.370	29	10	BRUNSDON	1:55.817	1:56.405	0.588
30	97	TAIG	35.986	174	BOWLER	52.395	999	DALTON	27.713	30	73	TURNER	1:55.876	1:56.334	0.458
31	96	BELIOSSI	36.108	96	BELIOSSI	52.514	39	PARAPANOS	27.750	31	999	DALTON	1:56.009	1:56.889	0.880
32	175	ADEDOTUN	36.195	999	DALTON	52.595	73	TURNER	27.805	32	147	HANNAFORD	1:56.250	1:57.076	0.826
33	83	CHAPPELL	36.462	175	ADEDOTUN	52.602	10	BRUNSDON	27.874	33	83	CHAPPELL	1:56.462	1:56.858	0.396
34	174	BOWLER	36.567	83	CHAPPELL	52.630	96	BELIOSSI	28.015	34	96	BELIOSSI	1:56.637	1:57.205	0.568
35	147	HANNAFORD	36.596	147	HANNAFORD	52.744	175	ADEDOTUN	28.234	35	175	ADEDOTUN	1:57.031	1:57.031	0.000
36	61	COOK	45.487	61	COOK	1:03.245	61	COOK	32.406	36	61	COOK	2:21.138	2:21.289	0.151

Weather / Track : Sunny / Dry

Brands Hatch GP

Circuit Length = 2.4332 miles

Start: 11:38 Flag 11:50 End: 11:52

Results can be found at www.tsl-timing.com

Printed - 11:55 Sunday, 18 July 2021

BMCRC - MRO Championships 2021 - Rnd 4 @ Brands Hatch GP

EDlasia Formula 400 & Blue Haze GP

RACE 4 - STATISTICS

Competitors Started 36
Planned Start 2021-07-18 @ 11:30:00.000
Actual Start 2021-07-18 @ 11:38:53.455
Finish Time 2021-07-18 @ 11:50:39.389
Track Length 2.4332mi.
Total Laps 227
Total Distance Covered 552.3567mi.

Session Fastest Lap History

NO	CL	NAME	LAP TIME	TIME OF DAY	LAP	VEHICLE
4		James SEATH	1:46.665	11:40:40.148	1	Kawasaki ZXR400 L9
22	GP	Rik BALLERINI	1:39.191	11:42:19.483	2	Yamaha TZ250

Session Leader History

NO	CL	NAME	FROM LAP	LAPS LED	DISTANCE	VEHICLE
4		James SEATH	1	1	2.43 miles	Kawasaki ZXR400 L9
22	GP	Rik BALLERINI	2	6	14.59 miles	Yamaha TZ250

Flag History

TYPE	TIME OF DAY
GREEN	11:38:53.455
FINISH	11:50:39.389

Flag Statistics

TYPE	COUNT	TOTAL LAPS	TOTAL TIME
Green	1	7	13:16.168
Red	0	0	0.000
Safety Car	0	0	0.000
FCY	0	0	0.000

BMCRC - MRO Championships 2021 - Rnd 4 @ Brands Hatch GP

EDlasia Formula 400 & Blue Haze GP

RACE 4 - STATISTICS

CLASS :

7 Starters

Fastest Lap History

NO	NAME	LAP TIME	TIME OF DAY	LAP	VEHICLE
4	James SEATH	1:46.665	11:40:40.148	1	Kawasaki ZXR400 L9
4	James SEATH	1:42.638	11:42:22.785	2	Kawasaki ZXR400 L9
4	James SEATH	1:42.596	11:45:48.033	4	Kawasaki ZXR400 L9
4	James SEATH	1:42.527	11:50:56.546	7	Kawasaki ZXR400 L9

Leader History

NO	NAME	FROM LAP	LAPS LED	DISTANCE	VEHICLE
4	James SEATH	1	7	17.03 miles	Kawasaki ZXR400 L9

BMCRC - MRO Championships 2021 - Rnd 4 @ Brands Hatch GP

EDlasia Formula 400 & Blue Haze GP

RACE 4 - STATISTICS

CLASS : R

5 Starters

Fastest Lap History

NO	NAME	LAP TIME	TIME OF DAY	LAP	VEHICLE
19	James O'MARA	1:59.862	11:40:53.333	1	Kawasaki NINJA 300
19	James O'MARA	1:50.624	11:42:43.957	2	Kawasaki NINJA 300
32	Conor MURRAY	1:49.783	11:42:44.009	2	Kawasaki NINJA 300
19	James O'MARA	1:49.645	11:48:14.797	5	Kawasaki NINJA 300
32	Conor MURRAY	1:49.582	11:48:14.912	5	Kawasaki NINJA 300
19	James O'MARA	1:49.013	11:50:03.810	6	Kawasaki NINJA 300

Leader History

NO	NAME	FROM LAP	LAPS LED	DISTANCE	VEHICLE
19	James O'MARA	1	7	17.03 miles	Kawasaki NINJA 300

BMCRC - MRO Championships 2021 - Rnd 4 @ Brands Hatch GP

EDlasia Formula 400 & Blue Haze GP

RACE 4 - STATISTICS

CLASS : S

9 Starters

Fastest Lap History

NO	NAME	LAP TIME	TIME OF DAY	LAP	VEHICLE
571	Geoff MOOK	1:51.985	11:40:45.452	1	Yamaha TZR 250
571	Geoff MOOK	1:44.658	11:42:30.099	2	Yamaha TZR 250
351	Sam DIGBY-BAKER	1:43.349	11:45:59.208	4	Kawasaki ZXR400

Leader History

NO	NAME	FROM LAP	LAPS LED	DISTANCE	VEHICLE
571	Geoff MOOK	1	2	4.86 miles	Yamaha TZR 250
351	Sam DIGBY-BAKER	3	5	12.16 miles	Kawasaki ZXR400

BMCRC - MRO Championships 2021 - Rnd 4 @ Brands Hatch GP

EDlasia Formula 400 & Blue Haze GP

RACE 4 - STATISTICS

CLASS : GP

15 Starters

Fastest Lap History

NO	NAME	LAP TIME	TIME OF DAY	LAP	VEHICLE
22	Rik BALLERINI	1:46.825	11:40:40.291	1	Yamaha TZ250
22	Rik BALLERINI	1:39.191	11:42:19.483	2	Yamaha TZ250

Leader History

NO	NAME	FROM LAP	LAPS LED	DISTANCE	VEHICLE
22	Rik BALLERINI	1	7	17.03 miles	Yamaha TZ250

BMCRC - MRO Championships 2021 - Rnd 4 @ Brands Hatch GP



EDlasia Formula 400 & Blue Haze GP



RACE 14 - GRID (7 Laps)

ROW 13	39		38		37	53	Mark WHITING
ROW 12	36	2:21.289 61 Russell COOK	35	1:57.205 96 Giovanni BELIOSSI	34	1:57.076 147 John HANNAFORD	
ROW 11	33	1:57.031 175 Jonathan ADEDOTUN	32	1:56.889 999 Jim DALTON	31	1:56.858 83 Simon CHAPPELL	
ROW 10	30	1:56.405 10 Mike BRUNSDON	29	1:56.334 73 Colvin TURNER	28	1:56.231 174 David BOWLER	
ROW 9	27	1:55.580 39 Peter PARAPANOS	26	1:55.398 97 Nicholas TAIG	25	1:49.229 32 Conor MURRAY	
ROW 8	24	1:49.036 222 Matthew EPPS	23	1:49.013 19 James O'MARA	22	1:48.621 34 Vince CUNDLE	
ROW 7	21	1:48.416 88 George PRINOS	20	1:48.111 27 Richard HAYWARD	19	1:47.858 8 David BALL	
ROW 6	18	1:47.025 69 Dave HARVIEK	17	1:45.519 30 Alan COOPER	16	1:45.430 57 Paul FISHER	
ROW 5	15	1:45.332 75 Gary FRASER	14	1:44.465 571 Geoff MOOK	13	1:44.189 3 Tom BARRETT	
ROW 4	12	1:43.468 85 James ROBINSON	11	1:43.352 47 Allan CLARK	10	1:43.349 351 Sam DIGBY-BAKER	
ROW 3	9	1:42.527 4 James SEATH	8	1:42.451 92 Jordan WAINWRIGHT	7	1:42.437 157 Liam McCARTER	
ROW 2	6	1:41.858 119 Ian STANFORD	5	1:41.224 26 Josh WAINWRIGHT	4	1:40.077 176 Jonathan STAMPER	
ROW 1	3	1:39.479 51 Kevin WHOLEY	2	1:39.274 117 Stuart HALL	1	1:39.191 22 Rik BALLERINI	Pole

Brands Hatch GP

Circuit Length = 2.4332 miles

These results are provisional until the conclusion of any judicial and technical matters.

Clerk Of Course :	Stewards :	Timekeeper : Craig Smith
-------------------	------------	--------------------------

Results can be found at www.tsl-timing.com

Printed - 11:56 Sunday, 18 July 2021



BMCRC - MRO Championships 2021 - Rnd 4 @ Brands Hatch GP



EDlasia Formula 400 & Blue Haze GP



RACE 14 - CLASSIFICATION

POS	NO	CL	PIC NAME	ENTRY	LAPS	TIME	GAP	DIFF	MPH	BEST	ON
1	22	GP	1 Rik BALLERINI	Yamaha TZ250 - SCLS LTD, GECKO RACING, CAM	6	10:02.709			87.20	1:39.229	6
2	51	GP	2 Kevin WHOLEY	Yamaha TZ250 - Twistgrip Motorcycles	6	10:03.557	0.848	0.848	87.08	1:39.013	3
3	117	GP	3 Stuart HALL	Yamaha TZ250 -	6	10:09.992	7.283	6.435	86.16	1:38.914	2
4	176	GP	4 Jonathan STAMPER	Yamaha TZ250 -	6	10:22.140	19.431	12.148	84.48	1:41.942	3
5	119	GP	5 Ian STANFORD	Honda RS250 - N and J Stanford Suspended Ceiling	6	10:25.990	23.281	3.850	83.96	1:42.936	6
6	26	GP	6 Josh WAINWRIGHT	Yamaha TZ250 - JW MOT Centre	6	10:26.396	23.687	0.406	83.90	1:43.087	6
7	92	GP	7 Jordan WAINWRIGHT	Yamaha TZ250 T - JW MOT Centre	6	10:26.675	23.966	0.279	83.86	1:43.141	4
8	4	GP	1 James SEATH	Kawasaki ZXR400 L9 - Ovenden Earthmoving	6	10:27.969	25.260	1.294	83.69	1:43.405	4
9	3	GP	8 Tom BARRETT	Honda RS250 - The Two Stroke Workshop	6	10:28.372	25.663	0.403	83.64	1:42.829	4
10	85	GP	2 James ROBINSON	Kawasaki ZXR400 - claire palastanga ceramics	6	10:33.203	30.494	4.831	83.00	1:43.837	5
11	351	S	1 Sam DIGBY-BAKER	Kawasaki ZXR400 -	6	10:39.126	36.417	5.923	82.23	1:44.574	5
12	57	S	3 Paul FISHER	Kawasaki ZXR400 -	6	10:42.858	40.149	3.732	81.75	1:45.576	4
13	47	S	4 Allan CLARK	Kawasaki ZXR400 - A Clark & Sons Builders	6	10:42.897	40.188	0.039	81.75	1:44.636	6
14	69	GP	9 Dave HARVIEK	Yamaha TZ250 4DP - NW Roofing London Ltd	6	10:54.290	51.581	11.393	80.32	1:46.894	6
15	75	S	5 Gary FRASER	Kawasaki ZXR 400 -	6	10:54.709	52.000	0.419	80.27	1:46.883	6
16	30	S	2 Alan COOPER	Yamaha TZR250 - twistgrip motorcycles	6	10:54.846	52.137	0.137	80.26	1:45.975	2
17	27	S	3 Richard HAYWARD	Yamaha TZR250 - Hazel Motors/ Gforce	6	11:08.646	1:05.937	13.800	78.60	1:48.914	3
18	88	GP	10 George PRINOS	Yamaha TZ250 - KAPPA PLANNING LTD	6	11:12.776	1:10.067	4.130	78.12	1:50.136	2
19	34	GP	11 Vince CUNDLE	Yamaha TZ350G BSR - FONDECEA	6	11:18.053	1:15.344	5.277	77.51	1:50.813	6
20	32	R	1 Conor MURRAY	Kawasaki NINJA 300 -	6	11:19.219	1:16.510	1.166	77.38	1:50.991	5
21	19	R	2 James O'MARA	Kawasaki NINJA 300 - BRP Machining Ltd	6	11:19.238	1:16.529	0.019	77.37	1:51.134	5
22	97	S	4 Nicholas TAIG	Honda VFR400 NC30 - RST, Bell Helmets UK	6	11:22.602	1:19.893	3.364	76.99	1:51.525	5
23	174	GP	12 David BOWLER	Yamaha TZ 250 4DP -	6	11:49.149	1:46.440	26.547	74.11	1:56.211	2
24	147	GP	13 John HANNAFORD	Yamaha TZ350D -	6	11:49.254	1:46.545	0.105	74.10	1:54.085	6
25	39	S	6 Peter PARAPANOS	Kawasaki NINJA 300 - AMR Glasgow Kawasaki	6	11:50.866	1:48.157	1.612	73.93	1:56.291	5
26	10	S	5 Mike BRUNSDON	Kawasaki NINJA 300 - CF Fairford	5	10:05.854	1 Lap	1 Lap	72.29	1:56.889	3
27	96	S	7 Giovanni BELIOSSI	Kawasaki NINJA 300 - ASR Accident Storage Recov	5	10:06.016	1 Lap	0.162	72.27	1:58.337	5
28	83	R	3 Simon CHAPPELL	Kawasaki NINJA 300 -	5	10:29.894	1 Lap	23.878	69.53	1:59.566	2

NOT CLASSIFIED

DNF	999	S	Jim DALTON	Kawasaki ZXR400L1 -	3	5:59.480	3 Laps	2 Laps	73.10	1:56.637	2
DNF	61	GP	Russell COOK	Yamaha TZ250 - Myself	2	4:59.992	4 Laps	1 Lap	58.40	2:24.322	2

FASTEST LAP

117	GP	Stuart HALL	Yamaha TZ250 -	2	1:38.914	88.56 mph	142.52 kph
4	GP	James SEATH	Kawasaki ZXR400 L9 - Ovenden Earthmoving	4	1:43.405	84.71 mph	136.33 kph
351	S	Sam DIGBY-BAKER	Kawasaki ZXR400 -	5	1:44.574	83.76 mph	134.80 kph
32	R	Conor MURRAY	Kawasaki NINJA 300 -	5	1:50.991	78.92 mph	127.01 kph

Class GP - 92.5% of Race Speed = 80.66 mph

Class - 92.5% of Race Speed = 77.41 mph

Class S - 92.5% of Race Speed = 76.06 mph

Class R - 92.5% of Race Speed = 71.57 mph

Brands Hatch GP: 2.4332 miles

Race Distance: 6 Laps / 14.59 miles

Start: 16:07 Flag 16:17 End: 16:19

Weather / Track : Sunny / Dry

These results are provisional until the conclusion of any judicial and technical matters.

Clerk Of Course :	Stewards :	Timekeeper : Craig Smith
-------------------	------------	--------------------------

Results can be found at www.tsl-timing.com

Printed - 16:19 Sunday, 18 July 2021



BMCRC - MRO Championships 2021 - Rnd 4 @ Brands Hatch GP

EDlasia Formula 400 & Blue Haze GP

RACE 14 - LAP CHART

LAP 1 @ 16:09:07.868

NO	BEHIND	LAP TIME
22		1:44.663
51	1.452	1:46.115
117	2.312	1:46.975
4	3.743	1:48.406
26	3.879	1:48.542
119	4.101	1:48.764
92	5.562	1:50.225
176	5.583	1:50.246
3	6.008	1:50.671
85	7.272	1:51.935
57	8.107	1:52.770
351	8.245	1:52.908
47	8.334	1:52.997
30	9.253	1:53.916
75	11.002	1:55.665
69	11.560	1:56.223
27	11.653	1:56.316
88	13.268	1:57.931
34	15.641	2:00.304
19	16.106	2:00.769
32	16.463	2:01.126
97	16.574	2:01.237
999	20.739	2:05.402
174	20.968	2:05.631
39	21.567	2:06.230
147	25.552	2:10.215
96	25.971	2:10.634
10	27.603	2:12.266
83	28.118	2:12.781
61	51.007	2:35.670

LAP 2 @ 16:10:47.661

NO	BEHIND	LAP TIME
22		1:39.793
51	0.979	1:39.320
117	1.433	1:38.914
4	7.549	1:43.599
176	7.739	1:41.949
26	7.855	1:43.769
119	8.239	1:43.931
92	8.997	1:43.228
3	9.445	1:43.230
85	12.272	1:44.793
57	14.520	1:46.206
47	14.652	1:46.111
351	14.813	1:46.361
30	15.435	1:45.975
75	19.784	1:48.575
69	19.876	1:48.109
27	20.810	1:48.950
88	23.611	1:50.136
34	27.998	1:52.150
19	28.727	1:52.414
32	28.825	1:52.155
97	29.759	1:52.978
174	37.386	1:56.211
999	37.583	1:56.637
39	38.784	1:57.010
147	43.242	1:57.483
96	45.201	1:59.023
10	47.041	1:59.231
83	47.891	1:59.566

61 1:35.536 2:24.322

LAP 3 @ 16:12:27.204

NO	BEHIND	LAP TIME
22		1:39.543
51	0.449	1:39.013
117	2.815	1:40.925
176	10.138	1:41.942
4	11.856	1:43.850
26	12.006	1:43.694
119	12.199	1:43.503
92	12.682	1:43.228
3	13.217	1:43.315
85	16.728	1:43.999
351	20.093	1:44.823
47	21.186	1:46.077
57	21.252	1:46.275
30	23.019	1:47.127
69	28.558	1:48.225
75	28.806	1:48.565
27	30.181	1:48.914
88	36.158	1:52.090
34	40.721	1:52.266
19	41.539	1:52.355
32	41.761	1:52.479
97	41.850	1:51.634
174	54.935	1:57.092
999	55.481	1:57.441
39	56.265	1:57.024
147	1:00.052	1:56.353
96	1:04.222	1:58.564
10	1:04.387	1:56.889
83	1:11.967	2:03.619

LAP 4 @ 16:14:07.412

NO	BEHIND	LAP TIME
22		1:40.208
51	0.291	1:40.050
117	2.786	1:40.179
176	12.649	1:42.719
4	15.053	1:43.405
26	15.181	1:43.383
119	15.199	1:43.208
92	15.615	1:43.141
3	15.838	1:42.829
85	21.003	1:44.483
351	25.527	1:45.642
57	26.620	1:45.576
47	28.805	1:47.827
30	32.098	1:49.287
69	35.888	1:47.538
75	36.150	1:47.552
27	40.021	1:50.048
88	48.028	1:52.078
34	51.676	1:51.163
19	52.533	1:51.202
32	52.759	1:51.206
97	53.673	1:52.031
174	1:11.255	1:56.528
39	1:13.144	1:57.087
147	1:15.744	1:55.900
10	1:23.297	1:59.118
96	1:23.472	1:59.458
83	1:38.180	2:06.421

LAP 5 @ 16:15:46.685

NO	BEHIND	LAP TIME
22		1:39.273
51	0.231	1:39.213
117	3.663	1:40.150
176	15.728	1:42.352
4	19.514	1:43.734
119	19.574	1:43.648
26	19.829	1:43.921
92	19.958	1:43.616
3	20.195	1:43.630
85	25.567	1:43.837
351	30.828	1:44.574
57	33.094	1:45.747
47	34.781	1:45.249
30	41.499	1:48.674
69	43.916	1:47.301
75	44.346	1:47.469
27	52.181	1:51.433
88	59.147	1:50.392
34	1:03.760	1:51.357
19	1:04.394	1:51.134
32	1:04.477	1:50.991
97	1:05.925	1:51.525
174	1:29.204	1:57.222
39	1:30.162	1:56.291
147	1:31.689	1:55.218

LAP 6 @ 16:17:25.914

NO	BEHIND	LAP TIME
22		1:39.229
51	0.848	1:39.846
10	1 Lap	1:58.350
96	1 Lap	1:58.337
117	7.283	1:42.849
176	19.431	1:42.932
119	23.281	1:42.936
26	23.687	1:43.087
92	23.966	1:43.237
4	25.260	1:44.975
3	25.663	1:44.697
83	1 Lap	2:07.507
85	30.494	1:44.156
351	36.417	1:44.818
57	40.149	1:46.284
47	40.188	1:44.636
69	51.581	1:46.894
75	52.000	1:46.883
30	52.137	1:49.867
27	1:05.937	1:52.985
88	1:10.067	1:50.149
34	1:15.344	1:50.813
32	1:16.510	1:51.262
19	1:16.529	1:51.364
97	1:19.893	1:53.197
174	1:46.440	1:56.465
147	1:46.545	1:54.085
39	1:48.157	1:57.224

Weather / Track : Sunny / Dry

Results can be found at www.tsl-timing.com

Brands Hatch GP

Circuit Length = 2.4332 miles

Start: 16:07 Flag 16:17 End: 16:19

Printed - 16:19 Sunday, 18 July 2021

BMCRC - MRO Championships 2021 - Rnd 4 @ Brands Hatch GP

EDlasia Formula 400 & Blue Haze GP

RACE 14 - SECTOR ANALYSIS



SECTOR 1 = FL to I1, SECTOR 2 = I1 to I2, SECTOR 3 = I2 to FL, DIFF = Difference To Personal Best Lap, P = Crossed Finish Line in Pit Lane, D = Time Disallowed

P1 22 GP		Rik BALLERINI		Yamaha TZ250 - SCLS LTD, GECKO RACING, CAMBRIDGE M			
IDEAL LAP TIME : 1:39.025		BEST LAP TIME : 1:39.229		DIFFERENCE : 0.204			
LAP	SECTOR 1	SECTOR 2	SECTOR 3	LAP TIME	MPH	DIFF	TIME OF DAY
1 -		44.768	23.866	1:44.663	83.69	5.434	16:09:07.868
2 -	31.248	44.665	23.880	1:39.793	87.78	0.564	16:10:47.661
3 -	31.149	44.609	23.785	1:39.543 (3)	88.00	0.314	16:12:27.204
4 -	31.830	44.580	23.798	1:40.208	87.41	0.979	16:14:07.412
5 -	31.172	44.406	23.695	1:39.273 (2)	88.23	0.044	16:15:46.685
6 -	31.239	44.181	23.809	1:39.229 (1)	88.27		16:17:25.914

P2 51 GP		Kevin WHOLEY		Yamaha TZ250 - Twistgrip Motorcycles			
IDEAL LAP TIME : 1:38.890		BEST LAP TIME : 1:39.013		DIFFERENCE : 0.123			
LAP	SECTOR 1	SECTOR 2	SECTOR 3	LAP TIME	MPH	DIFF	TIME OF DAY
1 -		45.040	24.134	1:46.115	82.55	7.102	16:09:09.320
2 -	31.071	44.393	23.856	1:39.320 (3)	88.19	0.307	16:10:48.640
3 -	31.137	44.380	23.496	1:39.013 (1)	88.47		16:12:27.653
4 -	31.100	45.316	23.634	1:40.050	87.55	1.037	16:14:07.703
5 -	31.165	44.458	23.590	1:39.213 (2)	88.29	0.200	16:15:46.916
6 -	31.607	44.323	23.916	1:39.846	87.73	0.833	16:17:26.762

P3 117 GP		Stuart HALL		Yamaha TZ250 -			
IDEAL LAP TIME : 1:38.851		BEST LAP TIME : 1:38.914		DIFFERENCE : 0.063			
LAP	SECTOR 1	SECTOR 2	SECTOR 3	LAP TIME	MPH	DIFF	TIME OF DAY
1 -		44.770	23.648	1:46.975	81.88	8.061	16:09:10.180
2 -	31.352	44.138	23.424	1:38.914 (1)	88.56		16:10:49.094
3 -	31.289	46.123	23.513	1:40.925	86.79	2.011	16:12:30.019
4 -	31.690	44.662	23.827	1:40.179 (3)	87.44	1.265	16:14:10.198
5 -	31.491	44.883	23.776	1:40.150 (2)	87.46	1.236	16:15:50.348
6 -	32.513	46.005	24.331	1:42.849	85.17	3.935	16:17:33.197

P4 176 GP		Jonathan STAMPER		Yamaha TZ250 -			
IDEAL LAP TIME : 1:41.624		BEST LAP TIME : 1:41.942		DIFFERENCE : 0.318			
LAP	SECTOR 1	SECTOR 2	SECTOR 3	LAP TIME	MPH	DIFF	TIME OF DAY
1 -		46.818	24.016	1:50.246	79.45	8.304	16:09:13.451
2 -	32.084	45.935	23.930	1:41.949 (2)	85.92	0.007	16:10:55.400
3 -	32.149	45.894	23.899	1:41.942 (1)	85.92		16:12:37.342
4 -	31.945	46.817	23.957	1:42.719	85.27	0.777	16:14:20.061
5 -	32.436	45.780	24.136	1:42.352 (3)	85.58	0.410	16:16:02.413
6 -	32.207	46.007	24.718	1:42.932	85.10	0.990	16:17:45.345

P5 119 GP		Ian STANFORD		Honda RS250 - N and J Stanford Suspended Ceilings and Partit			
IDEAL LAP TIME : 1:42.679		BEST LAP TIME : 1:42.936		DIFFERENCE : 0.257			
LAP	SECTOR 1	SECTOR 2	SECTOR 3	LAP TIME	MPH	DIFF	TIME OF DAY
1 -		46.431	24.211	1:48.764	80.53	5.828	16:09:11.969
2 -	32.746	46.460	24.725	1:43.931	84.28	0.995	16:10:55.900
3 -	33.266	46.150	24.087	1:43.503 (3)	84.63	0.567	16:12:39.403
4 -	33.065	45.876	24.267	1:43.208 (2)	84.87	0.272	16:14:22.611
5 -	33.093	46.149	24.406	1:43.648	84.51	0.712	16:16:06.259
6 -	32.716	46.123	24.097	1:42.936 (1)	85.09		16:17:49.195

Weather / Track : Sunny / Dry

Brands Hatch GP
Circuit Length = 2.4332 miles
Start: 16:07 Flag 16:17 End: 16:19

BMCRC - MRO Championships 2021 - Rnd 4 @ Brands Hatch GP

EDlasia Formula 400 & Blue Haze GP

RACE 14 - SECTOR ANALYSIS



SECTOR 1 = FL to I1, SECTOR 2 = I1 to I2, SECTOR 3 = I2 to FL, DIFF = Difference To Personal Best Lap, P = Crossed Finish Line in Pit Lane, D = Time Disallowed

P6 26 GP		Josh WAINWRIGHT		Yamaha TZ250 - JW MOT Centre			
IDEAL LAP TIME : 1:42.686		BEST LAP TIME : 1:43.087		DIFFERENCE : 0.401			
LAP	SECTOR 1	SECTOR 2	SECTOR 3	LAP TIME	MPH	DIFF	TIME OF DAY
1 -		46.258	24.574	1:48.542	80.70	5.455	16:09:11.747
2 -	32.582	46.354	24.833	1:43.769	84.41	0.682	16:10:55.516
3 -	32.713	46.408	24.573	1:43.694 (3)	84.47	0.607	16:12:39.210
4 -	32.335	46.395	24.653	1:43.383 (2)	84.73	0.296	16:14:22.593
5 -	32.371	47.057	24.493	1:43.921	84.29	0.834	16:16:06.514
6 -	32.736	46.057	24.294	1:43.087 (1)	84.97		16:17:49.601

P7 92 GP		Jordan WAINWRIGHT		Yamaha TZ250 T - JW MOT Centre			
IDEAL LAP TIME : 1:42.727		BEST LAP TIME : 1:43.141		DIFFERENCE : 0.414			
LAP	SECTOR 1	SECTOR 2	SECTOR 3	LAP TIME	MPH	DIFF	TIME OF DAY
1 -		46.433	24.461	1:50.225	79.47	7.084	16:09:13.430
2 -	33.214	45.627	24.387	1:43.228 (2)	84.85	0.087	16:10:56.658
3 -	32.878	45.978	24.372	1:43.228 (2)	84.85	0.087	16:12:39.886
4 -	32.877	45.973	24.291	1:43.141 (1)	84.93		16:14:23.027
5 -	32.935	46.236	24.445	1:43.616	84.54	0.475	16:16:06.643
6 -	32.809	46.105	24.323	1:43.237	84.85	0.096	16:17:49.880

P8 4		James SEATH		Kawasaki ZXR400 L9 - Ovenden Earthmoving			
IDEAL LAP TIME : 1:43.004		BEST LAP TIME : 1:43.405		DIFFERENCE : 0.401			
LAP	SECTOR 1	SECTOR 2	SECTOR 3	LAP TIME	MPH	DIFF	TIME OF DAY
1 -		46.212	24.705	1:48.406	80.80	5.001	16:09:11.611
2 -	32.509	46.428	24.662	1:43.599 (2)	84.55	0.194	16:10:55.210
3 -	32.815	46.339	24.696	1:43.850	84.35	0.445	16:12:39.060
4 -	32.236	46.458	24.711	1:43.405 (1)	84.71		16:14:22.465
5 -	32.281	46.886	24.567	1:43.734 (3)	84.44	0.329	16:16:06.199
6 -	33.956	46.201	24.818	1:44.975	83.44	1.570	16:17:51.174

P9 3 GP		Tom BARRETT		Honda RS250 - The Two Stroke Workshop			
IDEAL LAP TIME : 1:42.725		BEST LAP TIME : 1:42.829		DIFFERENCE : 0.104			
LAP	SECTOR 1	SECTOR 2	SECTOR 3	LAP TIME	MPH	DIFF	TIME OF DAY
1 -		45.973	24.132	1:50.671	79.15	7.842	16:09:13.876
2 -	32.917	45.926	24.387	1:43.230 (2)	84.85	0.401	16:10:57.106
3 -	32.744	46.269	24.302	1:43.315 (3)	84.78	0.486	16:12:40.421
4 -	32.685	46.030	24.114	1:42.829 (1)	85.18		16:14:23.250
5 -	32.994	46.325	24.311	1:43.630	84.52	0.801	16:16:06.880
6 -	33.544	46.342	24.811	1:44.697	83.66	1.868	16:17:51.577

P10 85		James ROBINSON		Kawasaki ZXR400 - claire palastanga ceramics			
IDEAL LAP TIME : 1:43.465		BEST LAP TIME : 1:43.837		DIFFERENCE : 0.372			
LAP	SECTOR 1	SECTOR 2	SECTOR 3	LAP TIME	MPH	DIFF	TIME OF DAY
1 -		47.839	24.617	1:51.935	78.25	8.098	16:09:15.140
2 -	33.084	46.415	25.294	1:44.793	83.59	0.956	16:10:59.933
3 -	32.617	46.456	24.926	1:43.999 (2)	84.23	0.162	16:12:43.932
4 -	32.720	46.967	24.796	1:44.483	83.83	0.646	16:14:28.415
5 -	32.446	46.737	24.654	1:43.837 (1)	84.36		16:16:12.252
6 -	32.433	46.645	25.078	1:44.156 (3)	84.10	0.319	16:17:56.408

BMCRC - MRO Championships 2021 - Rnd 4 @ Brands Hatch GP

EDlasia Formula 400 & Blue Haze GP

RACE 14 - SECTOR ANALYSIS



SECTOR 1 = FL to I1, SECTOR 2 = I1 to I2, SECTOR 3 = I2 to FL, DIFF = Difference To Personal Best Lap, P = Crossed Finish Line in Pit Lane, D = Time Disallowed

P11 351 S		Sam DIGBY-BAKER		Kawasaki ZXR400 -			
IDEAL LAP TIME : 1:44.382		BEST LAP TIME : 1:44.574		DIFFERENCE : 0.192			
LAP	SECTOR 1	SECTOR 2	SECTOR 3	LAP TIME	MPH	DIFF	TIME OF DAY
1 -		47.266	25.296	1:52.908	77.58	8.334	16:09:16.113
2 -	33.297	47.534	25.530	1:46.361	82.35	1.787	16:11:02.474
3 -	33.018	46.549	25.256	1:44.823 (3)	83.56	0.249	16:12:47.297
4 -	32.881	47.592	25.169	1:45.642	82.92	1.068	16:14:32.939
5 -	32.889	46.733	24.952	1:44.574 (1)	83.76		16:16:17.513
6 -	32.928	46.934	24.956	1:44.818 (2)	83.57	0.244	16:18:02.331

P12 57		Paul FISHER		Kawasaki ZXR400 -			
IDEAL LAP TIME : 1:45.130		BEST LAP TIME : 1:45.576		DIFFERENCE : 0.446			
LAP	SECTOR 1	SECTOR 2	SECTOR 3	LAP TIME	MPH	DIFF	TIME OF DAY
1 -		47.506	24.927	1:52.770	77.67	7.194	16:09:15.975
2 -	33.243	47.493	25.470	1:46.206 (3)	82.47	0.630	16:11:02.181
3 -	33.856	47.151	25.268	1:46.275	82.42	0.699	16:12:48.456
4 -	33.154	47.342	25.080	1:45.576 (1)	82.97		16:14:34.032
5 -	33.505	47.049	25.193	1:45.747 (2)	82.83	0.171	16:16:19.779
6 -	33.627	47.562	25.095	1:46.284	82.41	0.708	16:18:06.063

P13 47		Allan CLARK		Kawasaki ZXR400 - A Clark & Sons Builders			
IDEAL LAP TIME : 1:44.551		BEST LAP TIME : 1:44.636		DIFFERENCE : 0.085			
LAP	SECTOR 1	SECTOR 2	SECTOR 3	LAP TIME	MPH	DIFF	TIME OF DAY
1 -		47.597	24.693	1:52.997	77.52	8.361	16:09:16.202
2 -	33.468	47.779	24.864	1:46.111	82.55	1.475	16:11:02.313
3 -	33.849	47.299	24.929	1:46.077 (3)	82.58	1.441	16:12:48.390
4 -	33.532	49.056	25.239	1:47.827	81.23	3.191	16:14:36.217
5 -	33.460	47.044	24.745	1:45.249 (2)	83.22	0.613	16:16:21.466
6 -	33.085	46.773	24.778	1:44.636 (1)	83.71		16:18:06.102

P14 69 GP		Dave HARVIEK		Yamaha TZ250 4DP - NW Roofing London Ltd			
IDEAL LAP TIME : 1:46.517		BEST LAP TIME : 1:46.894		DIFFERENCE : 0.377			
LAP	SECTOR 1	SECTOR 2	SECTOR 3	LAP TIME	MPH	DIFF	TIME OF DAY
1 -		48.215	25.966	1:56.223	75.37	9.329	16:09:19.428
2 -	34.071	48.176	25.862	1:48.109	81.02	1.215	16:11:07.537
3 -	34.488	47.725	26.012	1:48.225	80.94	1.331	16:12:55.762
4 -	33.479	47.649	26.410	1:47.538 (3)	81.45	0.644	16:14:43.300
5 -	33.938	47.876	25.487	1:47.301 (2)	81.63	0.407	16:16:30.601
6 -	33.708	47.797	25.389	1:46.894 (1)	81.94		16:18:17.495

P15 75		Gary FRASER		Kawasaki ZXR 400 -			
IDEAL LAP TIME : 1:46.732		BEST LAP TIME : 1:46.883		DIFFERENCE : 0.151			
LAP	SECTOR 1	SECTOR 2	SECTOR 3	LAP TIME	MPH	DIFF	TIME OF DAY
1 -		48.667	25.976	1:55.665	75.73	8.782	16:09:18.870
2 -	34.035	48.624	25.916	1:48.575	80.68	1.692	16:11:07.445
3 -	34.296	48.600	25.669	1:48.565	80.68	1.682	16:12:56.010
4 -	33.952	47.962	25.638	1:47.552 (3)	81.44	0.669	16:14:43.562
5 -	33.909	47.993	25.567	1:47.469 (2)	81.51	0.586	16:16:31.031
6 -	33.604	48.113	25.166	1:46.883 (1)	81.95		16:18:17.914

BMCRC - MRO Championships 2021 - Rnd 4 @ Brands Hatch GP

EDlasia Formula 400 & Blue Haze GP

RACE 14 - SECTOR ANALYSIS



SECTOR 1 = FL to I1, SECTOR 2 = I1 to I2, SECTOR 3 = I2 to FL, DIFF = Difference To Personal Best Lap, P = Crossed Finish Line in Pit Lane, D = Time Disallowed

P16 30 S		Alan COOPER		Yamaha TZR250 - twistgrip motorcycles			
IDEAL LAP TIME : 1:45.541		BEST LAP TIME : 1:45.975		DIFFERENCE : 0.434			
LAP	SECTOR 1	SECTOR 2	SECTOR 3	LAP TIME	MPH	DIFF	TIME OF DAY
1 -		47.714	24.887	1:53.916	76.89	7.941	16:09:17.121
2 -	33.031	47.623	25.321	1:45.975 (1)	82.65		16:11:03.096
3 -	33.515	47.623	25.989	1:47.127 (2)	81.77	1.152	16:12:50.223
4 -	33.714	49.798	25.775	1:49.287	80.15	3.312	16:14:39.510
5 -	33.796	48.896	25.982	1:48.674 (3)	80.60	2.699	16:16:28.184
6 -	34.247	49.345	26.275	1:49.867	79.73	3.892	16:18:18.051

P17 27 S		Richard HAYWARD		Yamaha TZR250 - Hazel Motors/ Gforce			
IDEAL LAP TIME : 1:48.237		BEST LAP TIME : 1:48.914		DIFFERENCE : 0.677			
LAP	SECTOR 1	SECTOR 2	SECTOR 3	LAP TIME	MPH	DIFF	TIME OF DAY
1 -		48.658	26.095	1:56.316	75.31	7.402	16:09:19.521
2 -	33.587	48.796	26.567	1:48.950 (2)	80.40	0.036	16:11:08.471
3 -	34.085	48.555	26.274	1:48.914 (1)	80.42		16:12:57.385
4 -	34.177	49.210	26.661	1:50.048 (3)	79.60	1.134	16:14:47.433
5 -	34.921	49.771	26.741	1:51.433	78.61	2.519	16:16:38.866
6 -	36.112	50.271	26.602	1:52.985	77.53	4.071	16:18:31.851

P18 88 GP		George PRINOS		Yamaha TZ250 - KAPPA PLANNING LTD			
IDEAL LAP TIME : 1:48.791		BEST LAP TIME : 1:50.136		DIFFERENCE : 1.345			
LAP	SECTOR 1	SECTOR 2	SECTOR 3	LAP TIME	MPH	DIFF	TIME OF DAY
1 -		48.914	25.557	1:57.931	74.27	7.795	16:09:21.136
2 -	34.346	49.414	26.376	1:50.136 (1)	79.53		16:11:11.272
3 -	35.282	50.657	26.151	1:52.090	78.15	1.954	16:13:03.362
4 -	35.563	50.406	26.109	1:52.078	78.15	1.942	16:14:55.440
5 -	35.257	49.604	25.531	1:50.392 (3)	79.35	0.256	16:16:45.832
6 -	34.837	49.601	25.711	1:50.149 (2)	79.52	0.013	16:18:35.981

P19 34 GP		Vince CUNDLE		Yamaha TZ350G BSR - FONDSECA			
IDEAL LAP TIME : 1:50.660		BEST LAP TIME : 1:50.813		DIFFERENCE : 0.153			
LAP	SECTOR 1	SECTOR 2	SECTOR 3	LAP TIME	MPH	DIFF	TIME OF DAY
1 -		50.579	27.343	2:00.304	72.81	9.491	16:09:23.509
2 -	35.223	50.213	26.714	1:52.150	78.10	1.337	16:11:15.659
3 -	34.949	50.781	26.536	1:52.266	78.02	1.453	16:13:07.925
4 -	34.834	49.905	26.424	1:51.163 (2)	78.80	0.350	16:14:59.088
5 -	34.575	50.072	26.710	1:51.357 (3)	78.66	0.544	16:16:50.445
6 -	34.342	50.058	26.413	1:50.813 (1)	79.05		16:18:41.258

P20 32 R		Conor MURRAY		Kawasaki NINJA 300 -			
IDEAL LAP TIME : 1:50.750		BEST LAP TIME : 1:50.991		DIFFERENCE : 0.241			
LAP	SECTOR 1	SECTOR 2	SECTOR 3	LAP TIME	MPH	DIFF	TIME OF DAY
1 -		50.728	27.285	2:01.126	72.31	10.135	16:09:24.331
2 -	34.840	50.228	27.087	1:52.155	78.10	1.164	16:11:16.486
3 -	35.336	49.911	27.232	1:52.479	77.87	1.488	16:13:08.965
4 -	34.577	49.311	27.318	1:51.206 (2)	78.77	0.215	16:15:00.171
5 -	34.537	49.400	27.054	1:50.991 (1)	78.92		16:16:51.162
6 -	34.385	49.359	27.518	1:51.262 (3)	78.73	0.271	16:18:42.424

Weather / Track : Sunny / Dry

Brands Hatch GP
Circuit Length = 2.4332 miles
Start: 16:07 Flag 16:17 End: 16:19

BMCRG - MRO Championships 2021 - Rnd 4 @ Brands Hatch GP

EDlasia Formula 400 & Blue Haze GP

RACE 14 - SECTOR ANALYSIS



SECTOR 1 = FL to I1, SECTOR 2 = I1 to I2, SECTOR 3 = I2 to FL, DIFF = Difference To Personal Best Lap, P = Crossed Finish Line in Pit Lane, D = Time Disallowed

P21 19 R		James O'MARA		Kawasaki NINJA 300 - BRP Machining Ltd			
IDEAL LAP TIME : 1:50.235		BEST LAP TIME : 1:51.134		DIFFERENCE : 0.899			
LAP	SECTOR 1	SECTOR 2	SECTOR 3	LAP TIME	MPH	DIFF	TIME OF DAY
1 -		50.237	27.529	2:00.769	72.53	9.635	16:09:23.974
2 -	35.148	49.935	27.331	1:52.414	77.92	1.280	16:11:16.388
3 -	34.361	50.770	27.224	1:52.355	77.96	1.221	16:13:08.743
4 -	34.277	49.760	27.165	1:51.202 (2)	78.77	0.068	16:14:59.945
5 -	35.111	48.793	27.230	1:51.134 (1)	78.82		16:16:51.079
6 -	34.485	49.416	27.463	1:51.364 (3)	78.65	0.230	16:18:42.443

P22 97 S		Nicholas TAIG		Honda VFR400 NC30 - RST, Bell Helmets UK			
IDEAL LAP TIME : 1:51.318		BEST LAP TIME : 1:51.525		DIFFERENCE : 0.207			
LAP	SECTOR 1	SECTOR 2	SECTOR 3	LAP TIME	MPH	DIFF	TIME OF DAY
1 -		50.211	27.414	2:01.237	72.25	9.712	16:09:24.442
2 -	36.248	50.292	26.438	1:52.978	77.53	1.453	16:11:17.420
3 -	35.518	49.781	26.335	1:51.634 (2)	78.46	0.109	16:13:09.054
4 -	35.680	50.178	26.173	1:52.031 (3)	78.19	0.506	16:15:01.085
5 -	35.450	49.695	26.380	1:51.525 (1)	78.54		16:16:52.610
6 -	35.829	50.506	26.862	1:53.197	77.38	1.672	16:18:45.807

P23 174 GP		David BOWLER		Yamaha TZ 250 4DP -			
IDEAL LAP TIME : 1:55.792		BEST LAP TIME : 1:56.211		DIFFERENCE : 0.419			
LAP	SECTOR 1	SECTOR 2	SECTOR 3	LAP TIME	MPH	DIFF	TIME OF DAY
1 -		52.542	26.956	2:05.631	69.72	9.420	16:09:28.836
2 -	36.650	52.186	27.375	1:56.211 (1)	75.37		16:11:25.047
3 -	37.175	52.325	27.592	1:57.092	74.81	0.881	16:13:22.139
4 -	36.676	52.329	27.523	1:56.528 (3)	75.17	0.317	16:15:18.667
5 -	37.077	52.868	27.277	1:57.222	74.72	1.011	16:17:15.889
6 -	36.701	52.462	27.302	1:56.465 (2)	75.21	0.254	16:19:12.354

P24 147 GP		John HANNAFORD		Yamaha TZ350D -			
IDEAL LAP TIME : 1:54.085		BEST LAP TIME : 1:54.085		DIFFERENCE : 0.000			
LAP	SECTOR 1	SECTOR 2	SECTOR 3	LAP TIME	MPH	DIFF	TIME OF DAY
1 -		55.251	27.067	2:10.215	67.27	16.130	16:09:33.420
2 -	37.183	53.443	26.857	1:57.483	74.56	3.398	16:11:30.903
3 -	37.266	52.303	26.784	1:56.353	75.28	2.268	16:13:27.256
4 -	36.691	52.533	26.676	1:55.900 (3)	75.58	1.815	16:15:23.156
5 -	36.527	51.993	26.698	1:55.218 (2)	76.02	1.133	16:17:18.374
6 -	35.854	51.864	26.367	1:54.085 (1)	76.78		16:19:12.459

P25 39		Peter PARAPANOS		Kawasaki NINJA 300 - AMR Glasgow Kawasaki			
IDEAL LAP TIME : 1:55.911		BEST LAP TIME : 1:56.291		DIFFERENCE : 0.380			
LAP	SECTOR 1	SECTOR 2	SECTOR 3	LAP TIME	MPH	DIFF	TIME OF DAY
1 -		52.193	28.117	2:06.230	69.39	9.939	16:09:29.435
2 -	36.715	52.266	28.029	1:57.010 (2)	74.86	0.719	16:11:26.445
3 -	36.256	52.835	27.933	1:57.024 (3)	74.85	0.733	16:13:23.469
4 -	36.489	52.935	27.663	1:57.087	74.81	0.796	16:15:20.556
5 -	36.245	52.209	27.837	1:56.291 (1)	75.32		16:17:16.847
6 -	36.145	53.506	27.573	1:57.224	74.72	0.933	16:19:14.071

Weather / Track : Sunny / Dry

Brands Hatch GP
Circuit Length = 2.4332 miles
Start: 16:07 Flag 16:17 End: 16:19

BMCRC - MRO Championships 2021 - Rnd 4 @ Brands Hatch GP

EDlasia Formula 400 & Blue Haze GP

RACE 14 - SECTOR ANALYSIS



SECTOR 1 = FL to I1, SECTOR 2 = I1 to I2, SECTOR 3 = I2 to FL, DIFF = Difference To Personal Best Lap, P = Crossed Finish Line in Pit Lane, D = Time Disallowed

P26 10 S		Mike BRUNSDON		Kawasaki NINJA 300 - CF Fairford			
IDEAL LAP TIME : 1:56.744		BEST LAP TIME : 1:56.889		DIFFERENCE : 0.145			
LAP	SECTOR 1	SECTOR 2	SECTOR 3	LAP TIME	MPH	DIFF	TIME OF DAY
1 -		55.230	28.748	2:12.266	66.22	15.377	16:09:35.471
2 -	37.566	53.349	28.316	1:59.231	73.46	2.342	16:11:34.702
3 -	36.414	52.449	28.026	1:56.889 (1)	74.94		16:13:31.591
4 -	36.269	54.328	28.521	1:59.118 (3)	73.53	2.229	16:15:30.709
5 -	36.547	53.250	28.553	1:58.350 (2)	74.01	1.461	16:17:29.059

P27 96		Giovanni BELIOSSI		Kawasaki NINJA 300 - ASR Accident Storage Recovery			
IDEAL LAP TIME : 1:58.181		BEST LAP TIME : 1:58.337		DIFFERENCE : 0.156			
LAP	SECTOR 1	SECTOR 2	SECTOR 3	LAP TIME	MPH	DIFF	TIME OF DAY
1 -		53.766	28.955	2:10.634	67.05	12.297	16:09:33.839
2 -	37.386	53.059	28.578	1:59.023 (3)	73.59	0.686	16:11:32.862
3 -	36.724	53.428	28.412	1:58.564 (2)	73.88	0.227	16:13:31.426
4 -	37.230	53.830	28.398	1:59.458	73.32	1.121	16:15:30.884
5 -	36.880	53.059	28.398	1:58.337 (1)	74.02		16:17:29.221

P28 83 R		Simon CHAPPELL		Kawasaki NINJA 300 -			
IDEAL LAP TIME : 1:59.566		BEST LAP TIME : 1:59.566		DIFFERENCE : 0.000			
LAP	SECTOR 1	SECTOR 2	SECTOR 3	LAP TIME	MPH	DIFF	TIME OF DAY
1 -		55.177	28.774	2:12.781	65.97	13.215	16:09:35.986
2 -	37.519	53.671	28.376	1:59.566 (1)	73.26		16:11:35.552
3 -	37.660	56.400	29.559	2:03.619 (2)	70.86	4.053	16:13:39.171
4 -	38.953	58.075	29.393	2:06.421 (3)	69.29	6.855	16:15:45.592
5 -	39.944	57.906	29.657	2:07.507	68.70	7.941	16:17:53.099

P29 999 S		Jim DALTON		Kawasaki ZXR400L1 -			
IDEAL LAP TIME : 1:55.767		BEST LAP TIME : 1:56.637		DIFFERENCE : 0.870			
LAP	SECTOR 1	SECTOR 2	SECTOR 3	LAP TIME	MPH	DIFF	TIME OF DAY
1 -		52.139	28.156	2:05.402 (3)	69.85	8.765	16:09:28.607
2 -	35.892	52.937	27.808	1:56.637 (1)	75.10		16:11:25.244
3 -	36.732	52.973	27.736	1:57.441 (2)	74.58	0.804	16:13:22.685

P30 61 GP		Russell COOK		Yamaha TZ250 - Myself			
IDEAL LAP TIME : 2:21.935		BEST LAP TIME : 2:24.322		DIFFERENCE : 2.387			
LAP	SECTOR 1	SECTOR 2	SECTOR 3	LAP TIME	MPH	DIFF	TIME OF DAY
1 -		1:04.733	32.425	2:35.670 (2)	56.27	11.348	16:09:58.875
2 -	44.777	1:06.342	33.203	2:24.322 (1)	60.69		16:12:23.197

BMCRC - MRO Championships 2021 - Rnd 4 @ Brands Hatch GP

EDlasia Formula 400 & Blue Haze GP

RACE 14 - BEST SECTORS

SECTOR 1			SECTOR 2			SECTOR 3			IDEAL / BEST COMPARISON						
POS	NO	NAME	TIME	NO	NAME	TIME	NO	NAME	TIME	POS	NO	NAME	IDEAL	BEST	DIFF
												PERFECT LAP	1:38.633		
1	51	WHOLEY	31.071	117	HALL	44.138	117	HALL	23.424	1	117	HALL	1:38.851	1:38.914	0.063
2	22	BALLERINI	31.149	22	BALLERINI	44.181	51	WHOLEY	23.496	2	51	WHOLEY	1:38.890	1:39.013	0.123
3	117	HALL	31.289	51	WHOLEY	44.323	22	BALLERINI	23.695	3	22	BALLERINI	1:39.025	1:39.229	0.204
4	176	STAMPER	31.945	92	WAINWRIGHT	45.627	176	STAMPER	23.899	4	176	STAMPER	1:41.624	1:41.942	0.318
5	4	SEATH	32.236	176	STAMPER	45.780	119	STANFORD	24.087	5	119	STANFORD	1:42.679	1:42.936	0.257
6	26	WAINWRIGHT	32.335	119	STANFORD	45.876	3	BARRETT	24.114	6	26	WAINWRIGHT	1:42.686	1:43.087	0.401
7	85	ROBINSON	32.433	3	BARRETT	45.926	92	WAINWRIGHT	24.291	7	3	BARRETT	1:42.725	1:42.829	0.104
8	3	BARRETT	32.685	26	WAINWRIGHT	46.057	26	WAINWRIGHT	24.294	8	92	WAINWRIGHT	1:42.727	1:43.141	0.414
9	119	STANFORD	32.716	4	SEATH	46.201	4	SEATH	24.567	9	4	SEATH	1:43.004	1:43.405	0.401
10	92	WAINWRIGHT	32.809	85	ROBINSON	46.415	85	ROBINSON	24.617	10	85	ROBINSON	1:43.465	1:43.837	0.372
11	351	DIGBY-BAKER	32.881	351	DIGBY-BAKER	46.549	47	CLARK	24.693	11	351	DIGBY-BAKER	1:44.382	1:44.574	0.192
12	30	COOPER	33.031	47	CLARK	46.773	30	COOPER	24.887	12	47	CLARK	1:44.551	1:44.636	0.085
13	47	CLARK	33.085	57	FISHER	47.049	57	FISHER	24.927	13	57	FISHER	1:45.130	1:45.576	0.446
14	57	FISHER	33.154	30	COOPER	47.623	351	DIGBY-BAKER	24.952	14	30	COOPER	1:45.541	1:45.975	0.434
15	69	HARVIEK	33.479	69	HARVIEK	47.649	75	FRASER	25.166	15	69	HARVIEK	1:46.517	1:46.894	0.377
16	27	HAYWARD	33.587	75	FRASER	47.962	69	HARVIEK	25.389	16	75	FRASER	1:46.732	1:46.883	0.151
17	75	FRASER	33.604	27	HAYWARD	48.555	88	PRINOS	25.531	17	27	HAYWARD	1:48.237	1:48.914	0.677
18	19	O'MARA	34.277	19	O'MARA	48.793	27	HAYWARD	26.095	18	88	PRINOS	1:48.791	1:50.136	1.345
19	34	CUNDLE	34.342	88	PRINOS	48.914	97	TAIG	26.173	19	19	O'MARA	1:50.235	1:51.134	0.899
20	88	PRINOS	34.346	32	MURRAY	49.311	147	HANNAFORD	26.367	20	34	CUNDLE	1:50.660	1:50.813	0.153
21	32	MURRAY	34.385	97	TAIG	49.695	34	CUNDLE	26.413	21	32	MURRAY	1:50.750	1:50.991	0.241
22	97	TAIG	35.450	34	CUNDLE	49.905	174	BOWLER	26.956	22	97	TAIG	1:51.318	1:51.525	0.207
23	147	HANNAFORD	35.854	147	HANNAFORD	51.864	32	MURRAY	27.054	23	147	HANNAFORD	1:54.085	1:54.085	0.000
24	999	DALTON	35.892	999	DALTON	52.139	19	O'MARA	27.165	24	999	DALTON	1:55.767	1:56.637	0.870
25	39	PARAPANOS	36.145	174	BOWLER	52.186	39	PARAPANOS	27.573	25	174	BOWLER	1:55.792	1:56.211	0.419
26	10	BRUNSDON	36.269	39	PARAPANOS	52.193	999	DALTON	27.736	26	39	PARAPANOS	1:55.911	1:56.291	0.380
27	174	BOWLER	36.650	10	BRUNSDON	52.449	10	BRUNSDON	28.026	27	10	BRUNSDON	1:56.744	1:56.889	0.145
28	96	BELIOSSI	36.724	96	BELIOSSI	53.059	83	CHAPPELL	28.376	28	96	BELIOSSI	1:58.181	1:58.337	0.156
29	83	CHAPPELL	37.519	83	CHAPPELL	53.671	96	BELIOSSI	28.398	29	83	CHAPPELL	1:59.566	1:59.566	0.000
30	61	COOK	44.777	61	COOK	1:04.733	61	COOK	32.425	30	61	COOK	2:21.935	2:24.322	2.387

Weather / Track : Sunny / Dry

Results can be found at www.tsl-timing.com

Brands Hatch GP

Circuit Length = 2.4332 miles

Start: 16:07 Flag 16:17 End: 16:19

Printed - 16:19 Sunday, 18 July 2021

BMCRC - MRO Championships 2021 - Rnd 4 @ Brands Hatch GP

EDlasia Formula 400 & Blue Haze GP

RACE 14 - STATISTICS

Competitors Started 30
Planned Start 2021-07-18 @ 16:05:00.000
Actual Start 2021-07-18 @ 16:07:23.204
Finish Time 2021-07-18 @ 16:17:25.913
Track Length 2.4332mi.
Total Laps 170
Total Distance Covered 413.6592mi.

Session Fastest Lap History

NO	CL	NAME	LAP TIME	TIME OF DAY	LAP	VEHICLE
22	GP	Rik BALLERINI	1:44.663	16:09:07.879	1	Yamaha TZ250
22	GP	Rik BALLERINI	1:39.793	16:10:47.671	2	Yamaha TZ250
51	GP	Kevin WHOLEY	1:39.320	16:10:48.661	2	Yamaha TZ250
117	GP	Stuart HALL	1:38.914	16:10:49.105	2	Yamaha TZ250

Session Leader History

NO	CL	NAME	FROM LAP	LAPS LED	DISTANCE	VEHICLE
22	GP	Rik BALLERINI	1	6	14.59 miles	Yamaha TZ250

Flag History

TYPE	TIME OF DAY
GREEN	16:07:23.204
FINISH	16:17:25.913

Flag Statistics

TYPE	COUNT	TOTAL LAPS	TOTAL TIME
Green	1	6	11:56.693
Red	0	0	0.000
Safety Car	0	0	0.000
FCY	0	0	0.000

BMCRC - MRO Championships 2021 - Rnd 4 @ Brands Hatch GP

EDlasia Formula 400 & Blue Haze GP

RACE 14 - STATISTICS

CLASS :

7 Starters

Fastest Lap History

NO	NAME	LAP TIME	TIME OF DAY	LAP	VEHICLE
4	James SEATH	1:48.406	16:09:11.638	1	Kawasaki ZXR400 L9
4	James SEATH	1:43.599	16:10:55.237	2	Kawasaki ZXR400 L9
4	James SEATH	1:43.405	16:14:22.491	4	Kawasaki ZXR400 L9

Leader History

NO	NAME	FROM LAP	LAPS LED	DISTANCE	VEHICLE
4	James SEATH	1	6	14.59 miles	Kawasaki ZXR400 L9

BMCRC - MRO Championships 2021 - Rnd 4 @ Brands Hatch GP

EDlasia Formula 400 & Blue Haze GP

RACE 14 - STATISTICS

CLASS : R

3 Starters

Fastest Lap History

NO	NAME	LAP TIME	TIME OF DAY	LAP	VEHICLE
19	James O'MARA	2:00.769	16:09:23.989	1	Kawasaki NINJA 300
19	James O'MARA	1:52.414	16:11:16.403	2	Kawasaki NINJA 300
32	Conor MURRAY	1:52.155	16:11:16.501	2	Kawasaki NINJA 300
19	James O'MARA	1:51.202	16:14:59.960	4	Kawasaki NINJA 300
19	James O'MARA	1:51.134	16:16:51.095	5	Kawasaki NINJA 300
32	Conor MURRAY	1:50.991	16:16:51.165	5	Kawasaki NINJA 300

Leader History

NO	NAME	FROM LAP	LAPS LED	DISTANCE	VEHICLE
19	James O'MARA	1	5	12.16 miles	Kawasaki NINJA 300
32	Conor MURRAY	6	1	2.43 miles	Kawasaki NINJA 300

BMCRC - MRO Championships 2021 - Rnd 4 @ Brands Hatch GP

EDlasia Formula 400 & Blue Haze GP

RACE 14 - STATISTICS

CLASS : S

6 Starters

Fastest Lap History

NO	NAME	LAP TIME	TIME OF DAY	LAP	VEHICLE
351	Sam DIGBY-BAKER	1:52.908	16:09:16.134	1	Kawasaki ZXR400
351	Sam DIGBY-BAKER	1:46.361	16:11:02.492	2	Kawasaki ZXR400
30	Alan COOPER	1:45.975	16:11:03.122	2	Yamaha TZR250
351	Sam DIGBY-BAKER	1:44.823	16:12:47.317	3	Kawasaki ZXR400
351	Sam DIGBY-BAKER	1:44.574	16:16:17.536	5	Kawasaki ZXR400

Leader History

NO	NAME	FROM LAP	LAPS LED	DISTANCE	VEHICLE
351	Sam DIGBY-BAKER	1	6	14.59 miles	Kawasaki ZXR400

BMCRC - MRO Championships 2021 - Rnd 4 @ Brands Hatch GP

EDlasia Formula 400 & Blue Haze GP

RACE 14 - STATISTICS

CLASS : GP

14 Starters

Fastest Lap History

NO	NAME	LAP TIME	TIME OF DAY	LAP	VEHICLE
22	Rik BALLERINI	1:44.663	16:09:07.879	1	Yamaha TZ250
22	Rik BALLERINI	1:39.793	16:10:47.671	2	Yamaha TZ250
51	Kevin WHOLEY	1:39.320	16:10:48.661	2	Yamaha TZ250
117	Stuart HALL	1:38.914	16:10:49.105	2	Yamaha TZ250

Leader History

NO	NAME	FROM LAP	LAPS LED	DISTANCE	VEHICLE
22	Rik BALLERINI	1	6	14.59 miles	Yamaha TZ250

BMCRC-MRO Championships 2021



TEAM RESPRO MRO 600 inc DART MOTORSPORT CLUBMAN 600

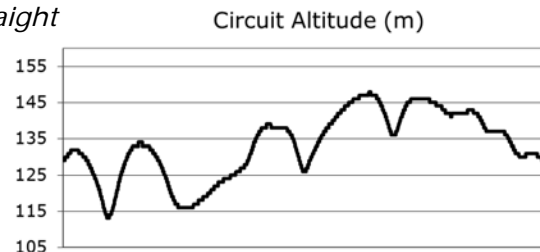
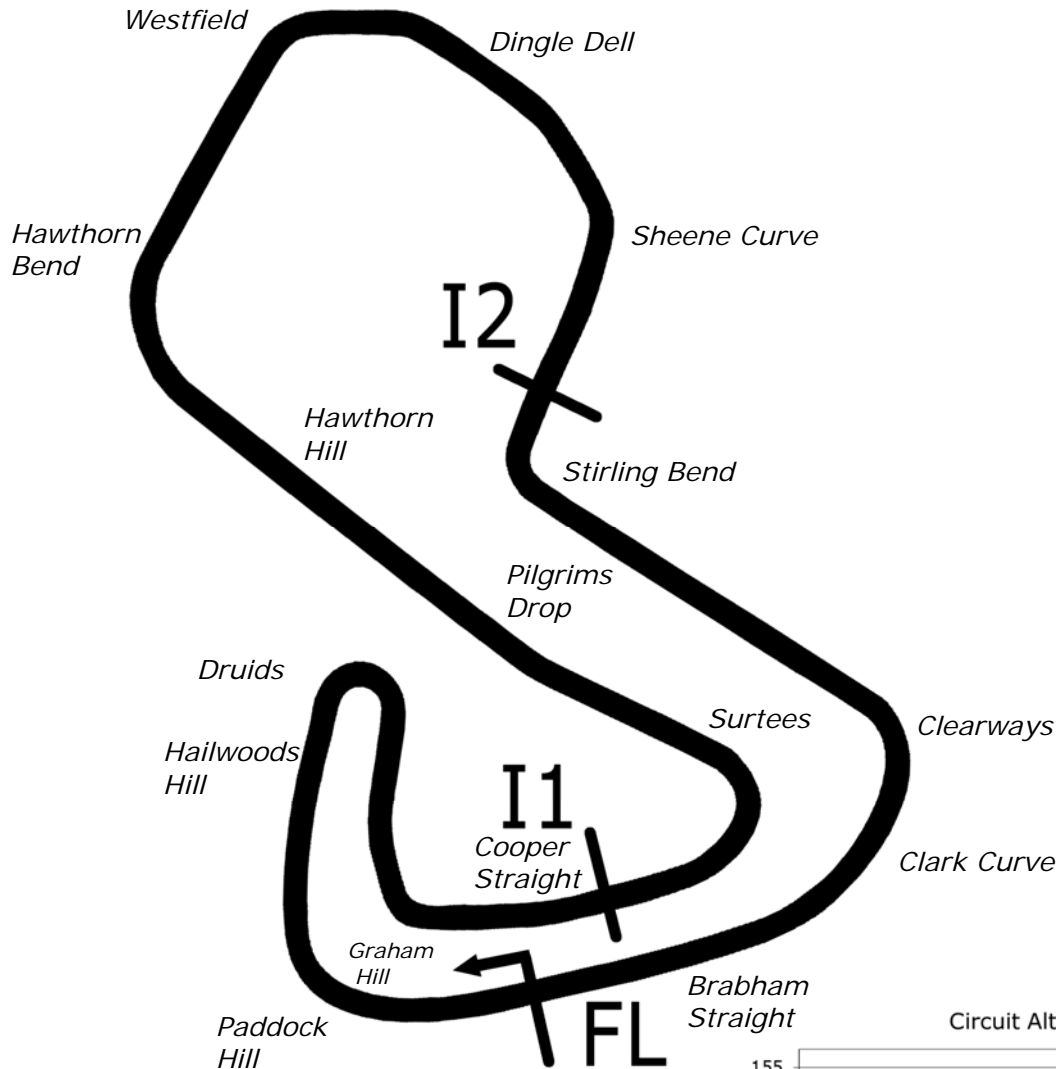
Brands Hatch GP

17th / 18th July 2021



Results Provided by Timing Solutions Ltd
www.tsl-timing.com

Brands Hatch GP



Length	2.4332 miles	3916.0 m	
FL		51.36032 N	0.26032 E
I1	1116m	51.35934 N	0.25955 E
I2	2928m	51.35532 N	0.26250 E
Pit Entry	3646m	51.35911 N	0.25743 E
Pit Exit	26m after FL	51.36027 N	0.26078 E
Pit Entry-Pit Exit 277m, 19.9s @50kph, 16.6s @60kph			

All results available at www.tsl-timing.com

BMCRC - MRO Championships 2021 - Rnd 4 @ Brands Hatch GP

Team Respro MRO 600

QUALIFYING - CLASSIFICATION

POS	NO	CL	PIC NAME	ENTRY	TIME	ON	LAPS	GAP	DIFF	MPH
1	26		1 William WHITE	Triumph Daytona - JP. Guivier	1:33.689	4	4			93.49
2	9		2 Glenn WALSH	Yamaha R6 - Walters Medical	1:34.442	2	4	0.753	0.753	92.75
3	56		3 Michael MILLS	Yamaha R6 - A51 Racing, The Wokingham Bar Compa	1:34.718	4	4	1.029	0.276	92.48
4	17		4 Philip BAKER	Yamaha R6 - R & M plant Theo & Debbie	1:35.248	4	4	1.559	0.530	91.96
5	188		5 Dawid KRAWIECKI	Yamaha R6 - Code Blue LTD & D A East Electrical	1:35.608	4	4	1.919	0.360	91.62
6	45		6 Ed PEAD	Yamaha R6 -	1:35.647	2	4	1.958	0.039	91.58
7	134		7 Donald GILBERT	Kawasaki ZX6R - S and N tyres	1:36.134	4	4	2.445	0.487	91.12
8	77		8 Tom WEEDEN	Yamaha R6 - Nobby Bear	1:36.776	4	4	3.087	0.642	90.51
9	132	C	1 Mitchell GILBERT	Suzuki GSXR 600 - The Asap group	1:36.913	3	4	3.224	0.137	90.38
10	2		9 Andrew GILL	Kawasaki ZX6R -	1:36.957	4	4	3.268	0.044	90.34
11	818	C	2 Alex BARKER	Yamaha R6 - Barker Woodrow LTD	1:37.296	3	4	3.607	0.339	90.03
12	3		10 Joey LAMBDEN	Kawasaki ZX600 RBF -	1:37.386	3	4	3.697	0.090	89.94
13	7	C	3 Thomas BENSTED	Triumph Daytona - Significant Debt Racing	1:37.475	4	4	3.786	0.089	89.86
14	321		11 Martin MORRIS	Kawasaki ZX6R - Morris Racing, Obsession Engineerin	1:37.577	4	4	3.888	0.102	89.77
15	95		12 Grant ROBERTSON	Kawasaki ZX6R -	1:38.063	2	4	4.374	0.486	89.32
16	200	C	4 Dan BURNHAM	Triumph Daytona - BDR RACING / KY JAX	1:38.454	4	4	4.765	0.391	88.97
17	624	C	5 Matthew FEDRICK	Yamaha R6 - Matthew Fedrick farriers ltd/ Palmer Race	1:38.867	3	4	5.178	0.413	88.60
18	13		13 Doug EDMONDSON	Yamaha R6 - Stan Stephens Tuning	1:38.984	3	4	5.295	0.117	88.49
19	212	C	6 Matt PALLETT	Kawasaki ZX6R - In:timber	1:39.202	4	4	5.513	0.218	88.30
20	100	C	7 Craig HOWTON	Kawasaki ZX6R - ME	1:39.632	3	4	5.943	0.430	87.92
21	37	C	8 Alexander LATHAM	Triumph Daytona - BR-8 / McCrash Racing	1:39.645	2	4	5.956	0.013	87.91
22	118	C	9 Jim COYLE	Triumph 675 - Big Jim RIP	1:39.651	4	4	5.962	0.006	87.90
23	8	C	10 Dave SAUNDERS	Honda CBR600 - ETR Building & Civil Engineering Ltd	1:40.676	3	4	6.987	1.025	87.01
24	99		14 Michael SIMMONS	Yamaha R6 - Westcountry Windings	1:40.878	3	4	7.189	0.202	86.83
25	43	C	11 Daniel SALES	Yamaha R6 - Team Freddie, Ron & Frankie	1:41.074	2	4	7.385	0.196	86.66
26	52	C	12 Scott FORBES-COWDRY	Yamaha R6 13S -	1:41.101	3	4	7.412	0.027	86.64
27	192	C	13 Daniel MOFFA	Kawasaki ZX6R - DM Racing	1:42.358	3	4	8.669	1.257	85.58
28	144		15 Nick CRONIN	Yamaha R6 -	1:42.622	3	4	8.933	0.264	85.36
29	83		16 Talan SKEELS-PIGGINS	Yamaha R6 - Talan Racing	1:42.883	4	4	9.194	0.261	85.14
30	23		17 Austin WREN	Triumph Daytona - DWAI Racing	1:43.388	3	4	9.699	0.505	84.72
31	51	C	14 Ross CLARKE	Kawasaki ZX600RR - Ross clarke Farriery	1:45.930	2	3	12.241	2.542	82.69
32	117	C	15 Benjamin STONARD	Yamaha R6 - BJ Signs & Decals LTD	1:48.147	1	3	14.458	2.217	80.99
33	287	C	16 David TREVEIL	Yamaha YZF-R6 -	1:52.048	3	3	18.359	3.901	78.17

Weather / Track : Sunny / Dry

These results are provisional until the conclusion of any judicial and technical matters.

Brands Hatch GP

Circuit Length = 2.4332 miles

Start: 10:45 Flag 10:57 End: 10:57

Clerk Of Course :	Stewards :	Timekeeper : Craig Smith
-------------------	------------	--------------------------

Results can be found at www.tsl-timing.com

Printed - 10:57 Saturday, 17 July 2021



BMCRC - MRO Championships 2021 - Rnd 4 @ Brands Hatch GP

Team Respro MRO 600

QUALIFYING - SECTOR ANALYSIS



SECTOR 1 = FL to I1, SECTOR 2 = I1 to I2, SECTOR 3 = I2 to FL, DIFF = Difference To Personal Best Lap, P = Crossed Finish Line in Pit Lane, D = Time Disallowed

P1 26		William WHITE		Triumph Daytona - JP. Guivier			
IDEAL LAP TIME : 1:33.510		BEST LAP TIME : 1:33.689		DIFFERENCE : 0.179			
LAP	SECTOR 1	SECTOR 2	SECTOR 3	LAP TIME	MPH	DIFF	TIME OF DAY
1 -	31.163	43.439	22.492	1:37.094	90.22	3.405	10:48:50.416
2 -	30.080	41.826	21.913	1:33.819 (2)	93.36	0.130	10:50:24.235
3 -	30.255	42.572	22.117	1:34.944 (3)	92.26	1.255	10:51:59.179
4 -	29.771	41.961	21.957	1:33.689 (1)	93.49		10:53:32.868

P2 9		Glenn WALSH		Yamaha R6 - Walters Medical			
IDEAL LAP TIME : 1:34.442		BEST LAP TIME : 1:34.442		DIFFERENCE : 0.000			
LAP	SECTOR 1	SECTOR 2	SECTOR 3	LAP TIME	MPH	DIFF	TIME OF DAY
1 -	31.088	43.536	22.639	1:37.263	90.06	2.821	10:48:49.253
2 -	30.066	42.130	22.246	1:34.442 (1)	92.75		10:50:23.695
3 -	30.638	43.083	22.943	1:36.664 (3)	90.62	2.222	10:52:00.359
4 -	30.224	42.342	22.364	1:34.930 (2)	92.27	0.488	10:53:35.289

P3 56		Michael MILLS		Yamaha R6 - A51 Racing, The Wokingham Bar Company			
IDEAL LAP TIME : 1:34.590		BEST LAP TIME : 1:34.718		DIFFERENCE : 0.128			
LAP	SECTOR 1	SECTOR 2	SECTOR 3	LAP TIME	MPH	DIFF	TIME OF DAY
1 -	30.493	43.467	22.615	1:36.575	90.70	1.857	10:48:48.505
2 -	30.129	42.320	22.950	1:35.399 (2)	91.82	0.681	10:50:23.904
3 -	30.467	43.449	22.356	1:36.272 (3)	90.99	1.554	10:52:00.176
4 -	30.033	42.201	22.484	1:34.718 (1)	92.48		10:53:34.894

P4 17		Philip BAKER		Yamaha R6 - R & M plant Theo & Debbie			
IDEAL LAP TIME : 1:34.796		BEST LAP TIME : 1:35.248		DIFFERENCE : 0.452			
LAP	SECTOR 1	SECTOR 2	SECTOR 3	LAP TIME	MPH	DIFF	TIME OF DAY
1 -	31.809	43.508	23.264	1:38.581	88.85	3.333	10:48:56.607
2 -	31.231	42.694	23.127	1:37.052 (3)	90.25	1.804	10:50:33.659
3 -	30.551	42.290	22.589	1:35.430 (2)	91.79	0.182	10:52:09.089
4 -	29.917	42.700	22.631	1:35.248 (1)	91.96		10:53:44.337

P5 188		Dawid KRAWIECKI		Yamaha R6 - Code Blue LTD & D A East Electrical			
IDEAL LAP TIME : 1:34.988		BEST LAP TIME : 1:35.608		DIFFERENCE : 0.620			
LAP	SECTOR 1	SECTOR 2	SECTOR 3	LAP TIME	MPH	DIFF	TIME OF DAY
1 -	32.382	43.991	23.057	1:39.430	88.10	3.822	10:48:53.676
2 -	30.365	43.273	22.352	1:35.990 (3)	91.25	0.382	10:50:29.666
3 -	30.332	42.692	22.887	1:35.911 (2)	91.33	0.303	10:52:05.577
4 -	30.448	42.304	22.856	1:35.608 (1)	91.62		10:53:41.185

P6 45		Ed PEAD		Yamaha R6 -			
IDEAL LAP TIME : 1:35.336		BEST LAP TIME : 1:35.647		DIFFERENCE : 0.311			
LAP	SECTOR 1	SECTOR 2	SECTOR 3	LAP TIME	MPH	DIFF	TIME OF DAY
1 -	31.390	43.230	22.744	1:37.364	89.97	1.717	10:48:45.003
2 -	30.344	42.456	22.847	1:35.647 (1)	91.58		10:50:20.650
3 -	30.233	42.861	22.647	1:35.741 (2)	91.49	0.094	10:51:56.391
4 -	30.349	42.716	22.694	1:35.759 (3)	91.47	0.112	10:53:32.150

P7 134		Donald GILBERT		Kawasaki ZX6R - S and N tyres			
IDEAL LAP TIME : 1:36.106		BEST LAP TIME : 1:36.134		DIFFERENCE : 0.028			
LAP	SECTOR 1	SECTOR 2	SECTOR 3	LAP TIME	MPH	DIFF	TIME OF DAY
1 -	31.604	49.962	22.873	1:44.439	83.87	8.305	10:48:51.761
2 -	31.273	43.314	22.661	1:37.248 (3)	90.07	1.114	10:50:29.009
3 -	30.875	43.657	22.565	1:37.097 (2)	90.21	0.963	10:52:06.106
4 -	30.419	43.122	22.593	1:36.134 (1)	91.12		10:53:42.240

Weather / Track : Sunny / Dry

Brands Hatch GP

Circuit Length = 2.4332 miles

Start: 10:45 Flag 10:57 End: 10:57

BMCRC - MRO Championships 2021 - Rnd 4 @ Brands Hatch GP

Team Respro MRO 600

QUALIFYING - SECTOR ANALYSIS



SECTOR 1 = FL to I1, SECTOR 2 = I1 to I2, SECTOR 3 = I2 to FL, DIFF = Difference To Personal Best Lap, P = Crossed Finish Line in Pit Lane, D = Time Disallowed

P8 77		Tom WEEDEN		Yamaha R6 - Nobby Bear			
IDEAL LAP TIME : 1:36.130		BEST LAP TIME : 1:36.776		DIFFERENCE : 0.646			
LAP	SECTOR 1	SECTOR 2	SECTOR 3	LAP TIME	MPH	DIFF	TIME OF DAY
1 -	32.373	44.323	22.867	1:39.563	87.98	2.787	10:48:53.232
2 -	30.660	43.559	22.773	1:36.992 (3)	90.31	0.216	10:50:30.224
3 -	30.523	43.865	22.432	1:36.820 (2)	90.47	0.044	10:52:07.044
4 -	30.689	43.584	22.503	1:36.776 (1)	90.51		10:53:43.820

P9 132 C		Mitchell GILBERT		Suzuki GSXR 600 - The Asap group			
IDEAL LAP TIME : 1:36.878		BEST LAP TIME : 1:36.913		DIFFERENCE : 0.035			
LAP	SECTOR 1	SECTOR 2	SECTOR 3	LAP TIME	MPH	DIFF	TIME OF DAY
1 -	31.996	44.292	23.401	1:39.689	87.87	2.776	10:48:57.298
2 -	31.181	43.323	22.915	1:37.419 (3)	89.91	0.506	10:50:34.717
3 -	30.895	43.212	22.806	1:36.913 (1)	90.38		10:52:11.630
4 -	31.120	43.177	22.828	1:37.125 (2)	90.19	0.212	10:53:48.755

P10 2		Andrew GILL		Kawasaki ZX6R -			
IDEAL LAP TIME : 1:36.226		BEST LAP TIME : 1:36.957		DIFFERENCE : 0.731			
LAP	SECTOR 1	SECTOR 2	SECTOR 3	LAP TIME	MPH	DIFF	TIME OF DAY
1 -	32.987	45.058	23.614	1:41.659	86.16	4.702	10:48:54.922
2 -	31.430	43.645	23.236	1:38.311 (3)	89.10	1.354	10:50:33.233
3 -	31.069	43.461	23.018	1:37.548 (2)	89.80	0.591	10:52:10.781
4 -	31.242	42.806	22.909	1:36.957 (1)	90.34		10:53:47.738

P11 818 C		Alex BARKER		Yamaha R6 - Barker Woodrow LTD			
IDEAL LAP TIME : 1:37.019		BEST LAP TIME : 1:37.296		DIFFERENCE : 0.277			
LAP	SECTOR 1	SECTOR 2	SECTOR 3	LAP TIME	MPH	DIFF	TIME OF DAY
1 -	32.104	44.276	23.262	1:39.642	87.91	2.346	10:48:58.943
2 -	31.216	43.692	23.042	1:37.950 (3)	89.43	0.654	10:50:36.893
3 -	30.963	43.502	22.831	1:37.296 (1)	90.03		10:52:14.189
4 -	31.370	43.336	23.116	1:37.822 (2)	89.54	0.526	10:53:52.011

P12 3		Joey LAMBDEN		Kawasaki ZX600 RBF -			
IDEAL LAP TIME : 1:37.258		BEST LAP TIME : 1:37.386		DIFFERENCE : 0.128			
LAP	SECTOR 1	SECTOR 2	SECTOR 3	LAP TIME	MPH	DIFF	TIME OF DAY
1 -	32.148	45.701	23.843	1:41.692	86.14	4.306	10:49:01.408
2 -	31.128	43.870	22.985	1:37.983 (2)	89.40	0.597	10:50:39.391
3 -	30.830	43.657	22.899	1:37.386 (1)	89.94		10:52:16.777
4 -	31.531	44.713	23.327	1:39.571 (3)	87.97	2.185	10:53:56.348

P13 7 C		Thomas BENSTED		Triumph Daytona - Significant Debt Racing			
IDEAL LAP TIME : 1:37.235		BEST LAP TIME : 1:37.475		DIFFERENCE : 0.240			
LAP	SECTOR 1	SECTOR 2	SECTOR 3	LAP TIME	MPH	DIFF	TIME OF DAY
1 -	32.724	45.685	24.080	1:42.489	85.47	5.014	10:48:56.443
2 -	31.638	44.970	22.942	1:39.550 (3)	87.99	2.075	10:50:35.993
3 -	30.570	44.258	22.899	1:37.727 (2)	89.63	0.252	10:52:13.720
4 -	30.787	43.766	22.922	1:37.475 (1)	89.86		10:53:51.195

P14 321		Martin MORRIS		Kawasaki ZX6R - Morris Racing, Obsession Engineering			
IDEAL LAP TIME : 1:37.308		BEST LAP TIME : 1:37.577		DIFFERENCE : 0.269			
LAP	SECTOR 1	SECTOR 2	SECTOR 3	LAP TIME	MPH	DIFF	TIME OF DAY
1 -	31.997	44.831	23.546	1:40.374	87.27	2.797	10:48:55.751
2 -	31.283	43.416	23.048	1:37.747 (3)	89.61	0.170	10:50:33.498
3 -	31.313	43.367	22.901	1:37.581 (2)	89.76	0.004	10:52:11.079
4 -	31.040	43.573	22.964	1:37.577 (1)	89.77		10:53:48.656

Weather / Track : Sunny / Dry

Brands Hatch GP
Circuit Length = 2.4332 miles
Start: 10:45 Flag 10:57 End: 10:57

BMCRC - MRO Championships 2021 - Rnd 4 @ Brands Hatch GP

Team Respro MRO 600

QUALIFYING - SECTOR ANALYSIS



SECTOR 1 = FL to I1, SECTOR 2 = I1 to I2, SECTOR 3 = I2 to FL, DIFF = Difference To Personal Best Lap, P = Crossed Finish Line in Pit Lane, D = Time Disallowed

P15 95		Grant ROBERTSON		Kawasaki ZX6R -			
IDEAL LAP TIME : 1:37.163		BEST LAP TIME : 1:38.063		DIFFERENCE : 0.900			
LAP	SECTOR 1	SECTOR 2	SECTOR 3	LAP TIME	MPH	DIFF	TIME OF DAY
1 -	32.404	44.246	23.102	1:39.752	87.81	1.689	10:48:50.465
2 -	31.386	43.779	22.898	1:38.063 (1)	89.32		10:50:28.528
3 -	31.810	43.704	22.831	1:38.345 (3)	89.07	0.282	10:52:06.873
4 -	30.849	44.046	23.204	1:38.099 (2)	89.29	0.036	10:53:44.972

P16 200 C		Dan BURNHAM		Triumph Daytona - BDR RACING / KY JAX			
IDEAL LAP TIME : 1:38.454		BEST LAP TIME : 1:38.454		DIFFERENCE : 0.000			
LAP	SECTOR 1	SECTOR 2	SECTOR 3	LAP TIME	MPH	DIFF	TIME OF DAY
1 -	33.911	45.915	23.797	1:43.623	84.53	5.169	10:49:07.280
2 -	31.456	45.017	23.268	1:39.741 (3)	87.82	1.287	10:50:47.021
3 -	31.424	44.764	23.038	1:39.226 (2)	88.28	0.772	10:52:26.247
4 -	31.271	44.213	22.970	1:38.454 (1)	88.97		10:54:04.701

P17 624 C		Matthew FEDRICK		Yamaha R6 - Matthew Fedrick farriers ltd/ Palmer Race Skool			
IDEAL LAP TIME : 1:38.867		BEST LAP TIME : 1:38.867		DIFFERENCE : 0.000			
LAP	SECTOR 1	SECTOR 2	SECTOR 3	LAP TIME	MPH	DIFF	TIME OF DAY
1 -	32.662	47.244	24.621	1:44.527	83.80	5.660	10:49:04.643
2 -	31.616	44.824	23.497	1:39.937 (3)	87.65	1.070	10:50:44.580
3 -	31.420	44.020	23.427	1:38.867 (1)	88.60		10:52:23.447
4 -	31.872	44.180	23.622	1:39.674 (2)	87.88	0.807	10:54:03.121

P18 13		Doug EDMONDSON		Yamaha R6 - Stan Stephens Tuning			
IDEAL LAP TIME : 1:38.003		BEST LAP TIME : 1:38.984		DIFFERENCE : 0.981			
LAP	SECTOR 1	SECTOR 2	SECTOR 3	LAP TIME	MPH	DIFF	TIME OF DAY
1 -	32.267	45.256	23.313	1:40.836	86.87	1.852	10:48:57.779
2 -	31.838	44.583	23.288	1:39.709 (3)	87.85	0.725	10:50:37.488
3 -	31.580	44.115	23.289	1:38.984 (1)	88.49		10:52:16.472
4 -	31.632	44.716	23.265	1:39.613 (2)	87.93	0.629	10:53:56.085

P19 212 C		Matt PALLETT		Kawasaki ZX6R - In:timber			
IDEAL LAP TIME : 1:38.789		BEST LAP TIME : 1:39.202		DIFFERENCE : 0.413			
LAP	SECTOR 1	SECTOR 2	SECTOR 3	LAP TIME	MPH	DIFF	TIME OF DAY
1 -	32.738	46.115	24.130	1:42.983	85.06	3.781	10:49:03.382
2 -	31.968	44.480	23.593	1:40.041 (3)	87.56	0.839	10:50:43.423
3 -	31.494	44.578	23.319	1:39.391 (2)	88.13	0.189	10:52:22.814
4 -	31.774	43.976	23.452	1:39.202 (1)	88.30		10:54:02.016

P20 100 C		Craig HOWTON		Kawasaki ZX6R - ME			
IDEAL LAP TIME : 1:39.428		BEST LAP TIME : 1:39.632		DIFFERENCE : 0.204			
LAP	SECTOR 1	SECTOR 2	SECTOR 3	LAP TIME	MPH	DIFF	TIME OF DAY
1 -	33.770	45.363	23.704	1:42.837	85.18	3.205	10:48:55.691
2 -	32.207	44.884	23.743	1:40.834 (3)	86.87	1.202	10:50:36.525
3 -	31.886	44.252	23.494	1:39.632 (1)	87.92		10:52:16.157
4 -	31.682	44.746	23.665	1:40.093 (2)	87.51	0.461	10:53:56.250

P21 37 C		Alexander LATHAM		Triumph Daytona - BR-8 / McCrash Racing			
IDEAL LAP TIME : 1:39.279		BEST LAP TIME : 1:39.645		DIFFERENCE : 0.366			
LAP	SECTOR 1	SECTOR 2	SECTOR 3	LAP TIME	MPH	DIFF	TIME OF DAY
1 -	33.133	45.027	23.665	1:41.825	86.02	2.180	10:48:57.161
2 -	31.711	44.423	23.511	1:39.645 (1)	87.91		10:50:36.806
3 -	31.743	44.991	23.145	1:39.879 (2)	87.70	0.234	10:52:16.685
4 -	31.994	44.732	23.254	1:39.980 (3)	87.61	0.335	10:53:56.665

Weather / Track : Sunny / Dry

Brands Hatch GP
Circuit Length = 2.4332 miles
Start: 10:45 Flag 10:57 End: 10:57

BMCRC - MRO Championships 2021 - Rnd 4 @ Brands Hatch GP

Team Respro MRO 600

QUALIFYING - SECTOR ANALYSIS



SECTOR 1 = FL to I1, SECTOR 2 = I1 to I2, SECTOR 3 = I2 to FL, DIFF = Difference To Personal Best Lap, P = Crossed Finish Line in Pit Lane, D = Time Disallowed

P22 118 C		Jim COYLE		Triumph 675 - Big Jim RIP			
IDEAL LAP TIME : 1:39.497		BEST LAP TIME : 1:39.651		DIFFERENCE : 0.154			
LAP	SECTOR 1	SECTOR 2	SECTOR 3	LAP TIME	MPH	DIFF	TIME OF DAY
1 -	32.906	45.793	23.946	1:42.645	85.34	2.994	10:49:02.273
2 -	32.194	45.051	23.542	1:40.787 (3)	86.91	1.136	10:50:43.060
3 -	32.105	44.614	23.316	1:40.035 (2)	87.56	0.384	10:52:23.095
4 -	31.781	44.400	23.470	1:39.651 (1)	87.90		10:54:02.746

P23 8 C		Dave SAUNDERS		Honda CBR600 - ETR Building & Civil Engineering Ltd			
IDEAL LAP TIME : 1:40.469		BEST LAP TIME : 1:40.676		DIFFERENCE : 0.207			
LAP	SECTOR 1	SECTOR 2	SECTOR 3	LAP TIME	MPH	DIFF	TIME OF DAY
1 -	33.435	46.436	24.200	1:44.071	84.17	3.395	10:49:08.666
2 -	32.037	45.455	23.904	1:41.396 (3)	86.39	0.720	10:50:50.062
3 -	31.774	44.927	23.975	1:40.676 (1)	87.01		10:52:30.738
4 -	32.525	45.041	23.768	1:41.334 (2)	86.44	0.658	10:54:12.072

P24 99		Michael SIMMONS		Yamaha R6 - Westcountry Windings			
IDEAL LAP TIME : 1:40.716		BEST LAP TIME : 1:40.878		DIFFERENCE : 0.162			
LAP	SECTOR 1	SECTOR 2	SECTOR 3	LAP TIME	MPH	DIFF	TIME OF DAY
1 -	32.944	46.836	24.299	1:44.079	84.16	3.201	10:49:03.255
2 -	32.797	45.141	23.969	1:41.907 (3)	85.95	1.029	10:50:45.162
3 -	32.122	44.952	23.804	1:40.878 (1)	86.83		10:52:26.040
4 -	32.424	45.045	23.642	1:41.111 (2)	86.63	0.233	10:54:07.151

P25 43 C		Daniel SALES		Yamaha R6 - Team Freddie, Ron & Frankie			
IDEAL LAP TIME : 1:40.615		BEST LAP TIME : 1:41.074		DIFFERENCE : 0.459			
LAP	SECTOR 1	SECTOR 2	SECTOR 3	LAP TIME	MPH	DIFF	TIME OF DAY
1 -	33.030	46.366	23.651	1:43.047	85.00	1.973	10:49:09.522
2 -	31.581	45.458	24.035	1:41.074 (1)	86.66		10:50:50.596
3 -	31.858	46.306	23.854	1:42.018 (3)	85.86	0.944	10:52:32.614
4 -	32.548	45.787	23.576	1:41.911 (2)	85.95	0.837	10:54:14.525

P26 52 C		Scott FORBES-COWDRY		Yamaha R6 13S -			
IDEAL LAP TIME : 1:40.880		BEST LAP TIME : 1:41.101		DIFFERENCE : 0.221			
LAP	SECTOR 1	SECTOR 2	SECTOR 3	LAP TIME	MPH	DIFF	TIME OF DAY
1 -	34.154	45.238	24.386	1:43.778	84.40	2.677	10:49:07.100
2 -	33.075	44.556	23.644	1:41.275 (2)	86.49	0.174	10:50:48.375
3 -	32.680	44.565	23.856	1:41.101 (1)	86.64		10:52:29.476
4 -	33.472	44.589	23.823	1:41.884 (3)	85.97	0.783	10:54:11.360

P27 192 C		Daniel MOFFA		Kawasaki ZX6R - DM Racing			
IDEAL LAP TIME : 1:42.358		BEST LAP TIME : 1:42.358		DIFFERENCE : 0.000			
LAP	SECTOR 1	SECTOR 2	SECTOR 3	LAP TIME	MPH	DIFF	TIME OF DAY
1 -	34.808	47.796	24.464	1:47.068	81.81	4.710	10:49:19.026
2 -	32.381	46.620	24.822	1:43.823 (3)	84.37	1.465	10:51:02.849
3 -	32.178	46.002	24.178	1:42.358 (1)	85.58		10:52:45.207
4 -	32.228	46.443	24.417	1:43.088 (2)	84.97	0.730	10:54:28.295

P28 144		Nick CRONIN		Yamaha R6 -			
IDEAL LAP TIME : 1:42.360		BEST LAP TIME : 1:42.622		DIFFERENCE : 0.262			
LAP	SECTOR 1	SECTOR 2	SECTOR 3	LAP TIME	MPH	DIFF	TIME OF DAY
1 -	33.485	46.771	24.425	1:44.681	83.68	2.059	10:49:11.552
2 -	33.206	46.163	23.935	1:43.304 (3)	84.79	0.682	10:50:54.856
3 -	32.262	46.305	24.055	1:42.622 (1)	85.36		10:52:37.478
4 -	32.435	46.600	24.058	1:43.093 (2)	84.97	0.471	10:54:20.571

Weather / Track : Sunny / Dry

Brands Hatch GP
Circuit Length = 2.4332 miles
Start: 10:45 Flag 10:57 End: 10:57

BMCRC - MRO Championships 2021 - Rnd 4 @ Brands Hatch GP

Team Respro MRO 600

QUALIFYING - SECTOR ANALYSIS



SECTOR 1 = FL to I1, SECTOR 2 = I1 to I2, SECTOR 3 = I2 to FL, DIFF = Difference To Personal Best Lap, P = Crossed Finish Line in Pit Lane, D = Time Disallowed

P29 83		Talan SKEELS-PIGGINS		Yamaha R6 - Talan Racing			
IDEAL LAP TIME : 1:42.082		BEST LAP TIME : 1:42.883		DIFFERENCE : 0.801			
LAP	SECTOR 1	SECTOR 2	SECTOR 3	LAP TIME	MPH	DIFF	TIME OF DAY
1 -	OUTLAP	51.431	25.693	1:58.875	73.68	15.992	10:48:06.721
2 -	33.203	46.630	24.558	1:44.391 (3)	83.91	1.508	10:49:51.112
3 -	32.655	46.593	24.587	1:43.835 (2)	84.36	0.952	10:51:34.947
4 -	32.666	46.127	24.090	1:42.883 (1)	85.14		10:53:17.830

P30 23		Austin WREN		Triumph Daytona - DWAI Racing			
IDEAL LAP TIME : 1:42.457		BEST LAP TIME : 1:43.388		DIFFERENCE : 0.931			
LAP	SECTOR 1	SECTOR 2	SECTOR 3	LAP TIME	MPH	DIFF	TIME OF DAY
1 -	33.232	47.111	24.293	1:44.636	83.71	1.248	10:49:04.969
2 -	32.040	48.279	24.087	1:44.406 (3)	83.90	1.018	10:50:49.375
3 -	32.616	46.330	24.442	1:43.388 (1)	84.72		10:52:32.763
4 -	32.720	46.497	24.215	1:43.432 (2)	84.69	0.044	10:54:16.195

P31 51 C		Ross CLARKE		Kawasaki ZX600RR - Ross clarke Farriery			
IDEAL LAP TIME : 1:41.970		BEST LAP TIME : 1:45.930		DIFFERENCE : 3.960			
LAP	SECTOR 1	SECTOR 2	SECTOR 3	LAP TIME	MPH	DIFF	TIME OF DAY
1 -	36.542	49.577	25.549	1:51.668 (3)	78.44	5.738	10:49:25.758
2 -	34.152	47.372	24.406	1:45.930 (1)	82.69		10:51:11.688
3 -	34.882	47.201	24.411	1:46.494 (2)	82.25	0.564	10:52:58.182

P32 117 C		Benjamin STONARD		Yamaha R6 - BJ Signs & Decals LTD			
IDEAL LAP TIME : 1:48.069		BEST LAP TIME : 1:48.147		DIFFERENCE : 0.078			
LAP	SECTOR 1	SECTOR 2	SECTOR 3	LAP TIME	MPH	DIFF	TIME OF DAY
1 -	34.763	48.375	25.009	1:48.147 (1)	80.99		10:49:14.452
2 -	34.685			2:23.575 (3)	61.01	35.428	10:51:38.027
3 -	36.387	50.722	26.032	1:53.141 (2)	77.42	4.994	10:53:31.168

P33 287 C		David TREVEIL		Yamaha YZF-R6 -			
IDEAL LAP TIME : 1:50.220		BEST LAP TIME : 1:52.048		DIFFERENCE : 1.828			
LAP	SECTOR 1	SECTOR 2	SECTOR 3	LAP TIME	MPH	DIFF	TIME OF DAY
1 -	38.011	54.243	27.030	1:59.284 (3)	73.43	7.236	10:49:37.918
2 -	36.556	51.787	26.605	1:54.948 (2)	76.20	2.900	10:51:32.866
3 -	36.341	50.000	25.707	1:52.048 (1)	78.17		10:53:24.914

Weather / Track : Sunny / Dry

Brands Hatch GP
Circuit Length = 2.4332 miles
Start: 10:45 Flag 10:57 End: 10:57

BMCRC - MRO Championships 2021 - Rnd 4 @ Brands Hatch GP

Team Respro MRO 600

QUALIFYING - BEST SECTORS

SECTOR 1			SECTOR 2			SECTOR 3			IDEAL / BEST COMPARISON						
POS	NO	NAME	TIME	NO	NAME	TIME	NO	NAME	TIME	POS	NO	NAME	IDEAL	BEST	DIFF
													PERFECT LAP	1:33.510	
1	26	WHITE	29.771	26	WHITE	41.826	26	WHITE	21.913	1	26	WHITE	1:33.510	1:33.689	0.179
2	17	BAKER	29.917	9	WALSH	42.130	9	WALSH	22.246	2	9	WALSH	1:34.442	1:34.442	0.000
3	56	MILLS	30.033	56	MILLS	42.201	188	KRAWIECKI	22.352	3	56	MILLS	1:34.590	1:34.718	0.128
4	9	WALSH	30.066	17	BAKER	42.290	56	MILLS	22.356	4	17	BAKER	1:34.796	1:35.248	0.452
5	77	WEEDEN	30.139	188	KRAWIECKI	42.304	77	WEEDEN	22.432	5	188	KRAWIECKI	1:34.988	1:35.608	0.620
6	45	PEAD	30.233	45	PEAD	42.456	134	GILBERT	22.565	6	45	PEAD	1:35.336	1:35.647	0.311
7	188	KRAWIECKI	30.332	2	GILL	42.806	17	BAKER	22.589	7	134	GILBERT	1:36.106	1:36.134	0.028
8	134	GILBERT	30.419	134	GILBERT	43.122	45	PEAD	22.647	8	77	WEEDEN	1:36.130	1:36.776	0.646
9	2	GILL	30.511	132	GILBERT	43.177	132	GILBERT	22.806	9	2	GILL	1:36.226	1:36.957	0.731
10	7	BENSTED	30.570	818	BARKER	43.336	818	BARKER	22.831	10	132	GILBERT	1:36.878	1:36.913	0.035
11	13	EDMONDSON	30.623	321	MORRIS	43.367	95	ROBERTSON	22.831	11	818	BARKER	1:37.019	1:37.296	0.277
12	95	ROBERTSON	30.628	77	WEEDEN	43.559	3	LAMBDEN	22.899	12	95	ROBERTSON	1:37.163	1:38.063	0.900
13	3	LAMBDEN	30.702	3	LAMBDEN	43.657	7	BENSTED	22.899	13	7	BENSTED	1:37.235	1:37.475	0.240
14	818	BARKER	30.852	95	ROBERTSON	43.704	321	MORRIS	22.901	14	3	LAMBDEN	1:37.258	1:37.386	0.128
15	132	GILBERT	30.895	7	BENSTED	43.766	2	GILL	22.909	15	321	MORRIS	1:37.308	1:37.577	0.269
16	321	MORRIS	31.040	212	PALLET	43.976	200	BURNHAM	22.970	16	13	EDMONDSON	1:38.003	1:38.984	0.981
17	200	BURNHAM	31.271	624	FEDRICK	44.020	37	LATHAM	23.145	17	200	BURNHAM	1:38.454	1:38.454	0.000
18	624	FEDRICK	31.420	13	EDMONDSON	44.115	13	EDMONDSON	23.265	18	212	PALLET	1:38.789	1:39.202	0.413
19	212	PALLET	31.494	200	BURNHAM	44.213	118	COYLE	23.316	19	624	FEDRICK	1:38.867	1:38.867	0.000
20	43	SALES	31.581	100	HOWTON	44.252	212	PALLET	23.319	20	37	LATHAM	1:39.279	1:39.645	0.366
21	100	HOWTON	31.682	118	COYLE	44.400	624	FEDRICK	23.427	21	100	HOWTON	1:39.428	1:39.632	0.204
22	37	LATHAM	31.711	37	LATHAM	44.423	100	HOWTON	23.494	22	118	COYLE	1:39.497	1:39.651	0.154
23	8	SAUNDERS	31.774	52	FORBES-COWDRY	44.556	43	SALES	23.576	23	8	SAUNDERS	1:40.469	1:40.676	0.207
24	118	COYLE	31.781	8	SAUNDERS	44.927	99	SIMMONS	23.642	24	43	SALES	1:40.615	1:41.074	0.459
25	51	CLARKE	32.018	99	SIMMONS	44.952	52	FORBES-COWDRY	23.644	25	99	SIMMONS	1:40.716	1:40.878	0.162
26	23	WREN	32.040	43	SALES	45.458	8	SAUNDERS	23.768	26	52	FORBES-COWDRY	1:40.880	1:41.101	0.221
27	99	SIMMONS	32.122	83	SKEELS-PIGGINS	45.476	51	CLARKE	23.826	27	51	CLARKE	1:41.970	1:45.930	3.960
28	192	MOFFA	32.178	192	MOFFA	46.002	144	CRONIN	23.935	28	83	SKEELS-PIGGINS	1:42.082	1:42.883	0.801
29	144	CRONIN	32.262	51	CLARKE	46.126	23	WREN	24.087	29	192	MOFFA	1:42.358	1:42.358	0.000
30	83	SKEELS-PIGGINS	32.516	144	CRONIN	46.163	83	SKEELS-PIGGINS	24.090	30	144	CRONIN	1:42.360	1:42.622	0.262
31	52	FORBES-COWDRY	32.680	23	WREN	46.330	192	MOFFA	24.178	31	23	WREN	1:42.457	1:43.388	0.931
32	287	TREVEIL	34.513	117	STONARD	48.375	117	STONARD	25.009	32	117	STONARD	1:48.069	1:48.147	0.078
33	117	STONARD	34.685	287	TREVEIL	50.000	287	TREVEIL	25.707	33	287	TREVEIL	1:50.220	1:52.048	1.828

Weather / Track : Sunny / Dry

Brands Hatch GP

Circuit Length = 2.4332 miles

Start: 10:45 Flag 10:57 End: 10:57

Results can be found at www.tsl-timing.com

Printed - 10:57 Saturday, 17 July 2021

BMCRC - MRO Championships 2021 - Rnd 4 @ Brands Hatch GP

Team Respro MRO 600

QUALIFYING - STATISTICS

Competitors Started 33
Planned Start 2021-07-17 @ 10:42:00.000
Actual Start 2021-07-17 @ 10:45:53.819
Finish Time 2021-07-17 @ 10:57:14.006
Track Length 2.4332mi.
Total Laps 129
Total Distance Covered 313.8943mi.

Session Fastest Lap History

NO	CL	NAME	LAP TIME	TIME OF DAY	LAP	VEHICLE
45		Ed PEAD	1:37.364	10:48:45.027	1	Yamaha R6
56		Michael MILLS	1:36.575	10:48:48.515	1	Yamaha R6
45		Ed PEAD	1:35.647	10:50:20.674	2	Yamaha R6
9		Glenn WALSH	1:34.442	10:50:23.718	2	Yamaha R6
26		William WHITE	1:33.819	10:50:24.246	2	Triumph Daytona
26		William WHITE	1:33.689	10:53:32.878	4	Triumph Daytona

Flag History

TYPE	TIME OF DAY
GREEN	10:45:53.819
RED	10:54:37.270
FINISH	10:57:14.006

Flag Statistics

TYPE	COUNT	TOTAL LAPS	TOTAL TIME
Green	1	4	8:43.451
Red	1	0	2:36.736
Safety Car	0	0	0.000
FCY	0	0	0.000

BMCRC - MRO Championships 2021 - Rnd 4 @ Brands Hatch GP

Team Respro MRO 600

QUALIFYING - STATISTICS

CLASS :

17 Starters

Fastest Lap History

NO	NAME	LAP TIME	TIME OF DAY	LAP	VEHICLE
45	Ed PEAD	1:37.364	10:48:45.027	1	Yamaha R6
56	Michael MILLS	1:36.575	10:48:48.515	1	Yamaha R6
45	Ed PEAD	1:35.647	10:50:20.674	2	Yamaha R6
9	Glenn WALSH	1:34.442	10:50:23.718	2	Yamaha R6
26	William WHITE	1:33.819	10:50:24.246	2	Triumph Daytona
26	William WHITE	1:33.689	10:53:32.878	4	Triumph Daytona

Weather / Track : Sunny / Dry

Results can be found at www.tsl-timing.com

Page 2 of 3

Brands Hatch GP
Circuit Length = 2.4332 miles
Start: 10:45 Flag 10:57 End: 10:57

Printed - 10:57 Saturday, 17 July 2021

BMCRC - MRO Championships 2021 - Rnd 4 @ Brands Hatch GP

Team Respro MRO 600

QUALIFYING - STATISTICS

CLASS : C

16 Starters

Fastest Lap History

NO	NAME	LAP TIME	TIME OF DAY	LAP	VEHICLE
100	Craig HOWTON	1:42.837	10:48:55.714	1	Kawasaki ZX6R
7	Thomas BENSTED	1:42.489	10:48:56.453	1	Triumph Daytona
37	Alexander LATHAM	1:41.825	10:48:57.175	1	Triumph Daytona
132	Mitchell GILBERT	1:39.689	10:48:57.311	1	Suzuki GSXR 600
818	Alex BARKER	1:39.642	10:48:58.966	1	Yamaha R6
132	Mitchell GILBERT	1:37.419	10:50:34.730	2	Suzuki GSXR 600
132	Mitchell GILBERT	1:36.913	10:52:11.643	3	Suzuki GSXR 600

Weather / Track : Sunny / Dry

Results can be found at www.tsl-timing.com

Page 3 of 3

Brands Hatch GP
Circuit Length = 2.4332 miles
Start: 10:45 Flag 10:57 End: 10:57

Printed - 10:57 Saturday, 17 July 2021

BMCRC - MRO Championships 2021 - Rnd 4 @ Brands Hatch GP

Team Respro MRO 600 & DART Motorsport Clubman 600

RACE 7 - GRID (6 Laps)

ROW 12	36		35	112 James NAGY	34	70 Sean HALL		
ROW 11			33	1:52.048 287 David TREVEIL	32	1:48.147 117 Benjamin STONARD	31	1:45.930 51 Ross CLARKE
ROW 10		1:43.388	30	23 Austin WREN	29	1:42.883 83 Talan SKEELS-PIGGINS	28	1:42.622 144 Nick CRONIN
ROW 9			27	1:42.358 192 Daniel MOFFA	26	1:41.101 52 Scott FORBES-COWDRY	25	1:41.074 43 Daniel SALES
ROW 8		1:40.878	24	99 Michael SIMMONS	23	1:40.676 8 Dave SAUNDERS	22	1:39.651 118 Jim COYLE
ROW 7			21	1:39.645 37 Alexander LATHAM	20	1:39.632 100 Craig HOWTON	19	1:39.202 212 Matt PALLETT
ROW 6		1:38.984	18	13 Doug EDMONDSON	17	1:38.867 624 Matthew FEDRICK	16	1:38.454 200 Dan BURNHAM
ROW 5			15	1:38.063 95 Grant ROBERTSON	14	1:37.577 321 Martin MORRIS	13	1:37.475 7 Thomas BENSTED
ROW 4		1:37.386	12	3 Joey LAMBDEN	11	1:37.296 818 Alex BARKER	10	1:36.957 2 Andrew GILL
ROW 3			9	1:36.913 132 Mitchell GILBERT	8	1:36.776 77 Tom WEEDEN	7	1:36.134 134 Donald GILBERT
ROW 2		1:35.647	6	45 Ed PEAD	5	1:35.608 188 Dawid KRAWIECKI	4	1:35.248 17 Philip BAKER
ROW 1			3	1:34.718 56 Michael MILLS	2	1:34.442 9 Glenn WALSH	1	1:33.689 26 William WHITE

Pole

These results are provisional until the conclusion of any judicial and technical matters.

Brands Hatch GP
Circuit Length = 2.4332 miles

Clerk Of Course :	Stewards :	Timekeeper : Craig Smith
-------------------	------------	--------------------------

Results can be found at www.tsl-timing.com

Printed - 10:59 Saturday, 17 July 2021



BMCRC - MRO Championships 2021 - Rnd 4 @ Brands Hatch GP

Team Respro MRO 600 & DART Motorsport Clubman 600

RACE 7 - CLASSIFICATION

POS	NO	CL	PIC NAME	ENTRY	LAPS	TIME	GAP	DIFF	MPH	BEST	ON
1	188		1 Dawid KRAWIECKI	Yamaha R6 - Code Blue LTD & D A East Electrical	6	9:34.566			91.47	1:34.454	6
2	17		2 Philip BAKER	Yamaha R6 - R & M plant Theo & Debbie	6	9:34.585	0.019	0.019	91.47	1:34.146	4
3	56		3 Michael MILLS	Yamaha R6 - A51 Racing, The Wokingham Bar Con	6	9:35.041	0.475	0.456	91.40	1:34.895	4
4	45		4 Ed PEAD	Yamaha R6 -	6	9:35.339	0.773	0.298	91.35	1:34.094	6
5	77		5 Tom WEEDEN	Yamaha R6 - Nobby Bear	6	9:39.754	5.188	4.415	90.65	1:35.499	2
6	9		6 Glenn WALSH	Yamaha R6 - Walters Medical	6	9:47.297	12.731	7.543	89.49	1:35.451	3
7	132	C	1 Mitchell GILBERT	Suzuki GSXR 600 - The Asap group	6	9:47.666	13.100	0.369	89.43	1:36.569	2
8	2		7 Andrew GILL	Kawasaki ZX6R -	6	9:48.088	13.522	0.422	89.37	1:36.548	2
9	3		8 Joey LAMBDEN	Kawasaki ZX600 RBF -	6	9:51.183	16.617	3.095	88.90	1:37.103	4
10	818	C	2 Alex BARKER	Yamaha R6 - Barker Woodrow LTD	6	9:54.138	19.572	2.955	88.46	1:37.245	6
11	37	C	3 Alexander LATHAM	Triumph Daytona - BR-8 / McCrash Racing	6	9:54.286	19.720	0.148	88.44	1:37.055	6
12	7	C	4 Thomas BENSTED	Triumph Daytona - Significant Debt Racing	6	9:54.379	19.813	0.093	88.42	1:37.398	6
13	321		9 Martin MORRIS	Kawasaki ZX6R - Morris Racing, Obsession Engine	6	9:56.400	21.834	2.021	88.12	1:37.564	6
14	200	C	5 Dan BURNHAM	Triumph Daytona - BDR RACING / KY JAX	6	10:00.191	25.625	3.791	87.57	1:37.457	5
15	100	C	6 Craig HOWTON	Kawasaki ZX6R - ME	6	10:03.529	28.963	3.338	87.08	1:38.898	2
16	52	C	7 Scott FORBES-COWDRY	Yamaha R6 13S -	6	10:13.688	39.122	10.159	85.64	1:40.222	6
17	192	C	8 Daniel MOFFA	Kawasaki ZX6R - DM Racing	6	10:16.368	41.802	2.680	85.27	1:40.567	6
18	8	C	9 Dave SAUNDERS	Honda CBR600 - ETR Building & Civil Engineering L	6	10:16.877	42.311	0.509	85.20	1:40.630	6
19	23		10 Austin WREN	Triumph Daytona - DWAI Racing	6	10:17.881	43.315	1.004	85.06	1:41.160	3
20	83		11 Talan SKEELS-PIGGINS	Yamaha R6 - Talan Racing	6	10:26.175	51.609	8.294	83.93	1:42.007	2
21	117	C	10 Benjamin STONARD	Yamaha R6 - BJ Signs & Decals LTD	6	10:47.531	1:12.965	21.356	81.16	1:45.538	6
22	287	C	11 David TREVEIL	Yamaha YZF-R6 -	6	11:00.956	1:26.390	13.425	79.51	1:48.015	5

NOT CLASSIFIED

DNF	134		Donald GILBERT	Kawasaki ZX6R - S and N tyres	5	8:06.970	1 Lap	1 Lap	89.94	1:35.794	3
DNF	95		Grant ROBERTSON	Kawasaki ZX6R -	3	5:01.100	3 Laps	2 Laps	87.27	1:38.216	3
DNF	13		Doug EDMONDSON	Yamaha R6 - Stan Stephens Tuning	3	5:03.026	3 Laps	1.926	86.72	1:37.851	2
DNF	118	C	Jim COYLE	Triumph 675 - Big Jim RIP	1	1:47.872	5 Laps	2 Laps	81.20	1:47.872	1
DNF	99		Michael SIMMONS	Yamaha R6 - Westcountry Windings	1	1:48.414	5 Laps	0.542	80.79	1:48.414	1
DNF	51	C	Ross CLARKE	Kawasaki ZX600RR - Ross clarke Farriery	1	1:49.000	5 Laps	0.586	80.36	1:49.000	1
DNF	43	C	Daniel SALES	Yamaha R6 - Team Freddie, Ron & Frankie	0						

FASTEST LAP

45			Ed PEAD	Yamaha R6 -	6	1:34.094		93.09 mph		149.82 kph	
132	C		Mitchell GILBERT	Suzuki GSXR 600 - The Asap group	2	1:36.569		90.71 mph		145.98 kph	

Class - 92.5% of Race Speed = 84.60 mph
 Class C - 92.5% of Race Speed = 82.72 mph

Brands Hatch GP: 2.4332 miles
 Race Distance: 6 Laps / 14.59 miles
 Start: 14:36 Flag 14:46 End: 14:47

Weather / Track : Sunny / Dry

These results are provisional until the conclusion of any judicial and technical matters.

Clerk Of Course :	Stewards :	Timekeeper : Craig Smith
-------------------	------------	--------------------------

Results can be found at www.tsl-timing.com

Printed - 14:47 Saturday, 17 July 2021



BMCRC - MRO Championships 2021 - Rnd 4 @ Brands Hatch GP

Team Respro MRO 600 & DART Motorsport Clubman 600

RACE 7 - LAP CHART

LAP 1 @ 14:38:09.424

NO	BEHIND	LAP TIME
56		1:39.654
9	0.314	1:39.968
188	0.367	1:40.021
77	1.559	1:41.213
134	1.933	1:41.587
17	2.132	1:41.786
132	2.377	1:42.031
45	2.464	1:42.118
2	3.573	1:43.227
818	4.299	1:43.953
3	4.442	1:44.096
7	4.508	1:44.162
95	4.735	1:44.389
37	5.896	1:45.550
100	6.018	1:45.672
321	6.589	1:46.243
200	6.945	1:46.599
13	7.251	1:46.905
118	8.218	1:47.872
192	8.539	1:48.193
99	8.760	1:48.414
8	9.243	1:48.897
51	9.346	1:49.000
52	9.465	1:49.119
23	10.238	1:49.892
83	11.531	1:51.185
117	13.802	1:53.456
287	18.127	1:57.781

LAP 2 @ 14:39:44.593

NO	BEHIND	LAP TIME
56		1:35.169
188	0.164	1:34.966
9	0.604	1:35.459
77	1.889	1:35.499
17	2.088	1:35.125
45	2.237	1:34.942
134	2.820	1:36.056
132	3.777	1:36.569
2	4.952	1:36.548
3	6.837	1:37.564
7	7.832	1:38.493
818	7.932	1:38.802
95	8.061	1:38.495
37	8.744	1:38.017
100	9.747	1:38.898
321	9.802	1:38.382
13	9.933	1:37.851
200	11.164	1:39.388
192	14.402	1:41.032
52	15.183	1:40.887
8	15.259	1:41.185
23	16.353	1:41.284
83	18.369	1:42.007
117	25.822	1:47.189
287	32.147	1:49.189

LAP 3 @ 14:41:19.764

NO	BEHIND	LAP TIME
56		1:35.171
188	0.244	1:35.251

Weather / Track : Sunny / Dry

Results can be found at www.tsl-timing.com

9	0.884	1:35.451
17	1.427	1:34.510
45	2.215	1:35.149
77	2.327	1:35.609
134	3.443	1:35.794
132	5.238	1:36.632
2	6.429	1:36.648
3	8.958	1:37.292
7	10.587	1:37.926
95	11.106	1:38.216
818	11.380	1:38.619
37	11.646	1:38.073
321	12.765	1:38.134
13	13.032	1:38.270
100	14.964	1:40.388
200	15.093	1:39.100
52	21.046	1:41.034
192	21.725	1:42.494
8	22.169	1:42.081
23	22.342	1:41.160
83	25.603	1:42.405
117	38.354	1:47.703
287	45.633	1:48.657

LAP 4 @ 14:42:54.659

NO	BEHIND	LAP TIME
56		1:34.895
188	0.326	1:34.977
17	0.678	1:34.146
45	1.793	1:34.473
9	1.868	1:35.879
77	3.062	1:35.630
134	4.669	1:36.121
132	7.598	1:37.255
2	8.209	1:36.675
3	11.166	1:37.103
7	13.617	1:37.925
818	14.309	1:37.824
37	14.615	1:37.864
321	15.922	1:38.052
200	19.231	1:39.033
100	19.317	1:39.248
52	27.569	1:41.418
192	29.286	1:42.456
23	29.666	1:42.219
8	29.691	1:42.417
83	34.598	1:43.890
117	50.718	1:47.259
287	59.797	1:49.059

LAP 5 @ 14:44:29.579

NO	BEHIND	LAP TIME
56		1:34.920
188	0.303	1:34.897
17	0.502	1:34.744
45	1.436	1:34.563
77	3.994	1:35.852
9	5.494	1:38.546
134	7.161	1:37.412
132	10.093	1:37.415
2	10.568	1:37.279
3	13.656	1:37.410
818	17.084	1:37.695
7	17.172	1:38.475

37	17.422	1:37.727
321	19.027	1:38.025
200	21.768	1:37.457
100	24.163	1:39.766
52	33.657	1:41.008
192	35.992	1:41.626
8	36.438	1:41.667
23	36.677	1:41.931
83	42.608	1:42.930
117	1:02.184	1:46.386
287	1:12.892	1:48.015

LAP 6 @ 14:46:04.336

NO	BEHIND	LAP TIME
188		1:34.454
17	0.019	1:34.274
56	0.475	1:35.232
45	0.773	1:34.094
77	5.188	1:35.951
9	12.731	1:41.994
132	13.100	1:37.764
2	13.522	1:37.711
3	16.617	1:37.718
818	19.572	1:37.245
37	19.720	1:37.055
7	19.813	1:37.398
321	21.834	1:37.564
200	25.625	1:38.614
100	28.963	1:39.557
52	39.122	1:40.222
192	41.802	1:40.567
8	42.311	1:40.630
23	43.315	1:41.395
83	51.609	1:43.758
117	1:12.965	1:45.538
287	1:26.390	1:48.255

Brands Hatch GP

Circuit Length = 2.4332 miles

Start: 14:36 Flag 14:46 End: 14:47

Printed - 14:48 Saturday, 17 July 2021

BMCRC - MRO Championships 2021 - Rnd 4 @ Brands Hatch GP

Team Respro MRO 600 & DART Motorsport Clubman 600

RACE 7 - SECTOR ANALYSIS



SECTOR 1 = FL to I1, SECTOR 2 = I1 to I2, SECTOR 3 = I2 to FL, DIFF = Difference To Personal Best Lap, P = Crossed Finish Line in Pit Lane, D = Time Disallowed

P1 188		Dawid KRAWIECKI		Yamaha R6 - Code Blue LTD & D A East Electrical			
IDEAL LAP TIME : 1:34.255		BEST LAP TIME : 1:34.454		DIFFERENCE : 0.199			
LAP	SECTOR 1	SECTOR 2	SECTOR 3	LAP TIME	MPH	DIFF	TIME OF DAY
1 -		42.317	22.442	1:40.021	87.57	5.567	14:38:09.791
2 -	30.067	42.424	22.475	1:34.966 (3)	92.24	0.512	14:39:44.757
3 -	30.435	42.393	22.423	1:35.251	91.96	0.797	14:41:20.008
4 -	30.225	42.414	22.338	1:34.977	92.23	0.523	14:42:54.985
5 -	30.057	42.361	22.479	1:34.897 (2)	92.30	0.443	14:44:29.882
6 -	29.950	41.967	22.537	1:34.454 (1)	92.74		14:46:04.336

P2 17		Philip BAKER		Yamaha R6 - R & M plant Theo & Debbie			
IDEAL LAP TIME : 1:33.936		BEST LAP TIME : 1:34.146		DIFFERENCE : 0.210			
LAP	SECTOR 1	SECTOR 2	SECTOR 3	LAP TIME	MPH	DIFF	TIME OF DAY
1 -		42.875	22.411	1:41.786	86.06	7.640	14:38:11.556
2 -	29.892	42.705	22.528	1:35.125	92.08	0.979	14:39:46.681
3 -	30.170	42.080	22.260	1:34.510 (3)	92.68	0.364	14:41:21.191
4 -	29.745	41.968	22.433	1:34.146 (1)	93.04		14:42:55.337
5 -	29.869	42.450	22.425	1:34.744	92.45	0.598	14:44:30.081
6 -	30.014	41.931	22.329	1:34.274 (2)	92.91	0.128	14:46:04.355

P3 56		Michael MILLS		Yamaha R6 - A51 Racing, The Wokingham Bar Company			
IDEAL LAP TIME : 1:34.643		BEST LAP TIME : 1:34.895		DIFFERENCE : 0.252			
LAP	SECTOR 1	SECTOR 2	SECTOR 3	LAP TIME	MPH	DIFF	TIME OF DAY
1 -		42.493	22.501	1:39.654	87.90	4.759	14:38:09.424
2 -	30.221	42.297	22.651	1:35.169 (3)	92.04	0.274	14:39:44.593
3 -	30.312	42.330	22.529	1:35.171	92.04	0.276	14:41:19.764
4 -	30.321	42.239	22.335	1:34.895 (1)	92.31		14:42:54.659
5 -	30.069	42.353	22.498	1:34.920 (2)	92.28	0.025	14:44:29.579
6 -	30.128	42.723	22.381	1:35.232	91.98	0.337	14:46:04.811

P4 45		Ed PEAD		Yamaha R6 -			
IDEAL LAP TIME : 1:33.962		BEST LAP TIME : 1:34.094		DIFFERENCE : 0.132			
LAP	SECTOR 1	SECTOR 2	SECTOR 3	LAP TIME	MPH	DIFF	TIME OF DAY
1 -		42.936	22.565	1:42.118	85.78	8.024	14:38:11.888
2 -	30.207	42.214	22.521	1:34.942	92.26	0.848	14:39:46.830
3 -	30.282	42.361	22.506	1:35.149	92.06	1.055	14:41:21.979
4 -	30.332	41.881	22.260	1:34.473 (2)	92.72	0.379	14:42:56.452
5 -	30.031	42.158	22.374	1:34.563 (3)	92.63	0.469	14:44:31.015
6 -	29.852	42.013	22.229	1:34.094 (1)	93.09		14:46:05.109

P5 77		Tom WEEDEN		Yamaha R6 - Nobby Bear			
IDEAL LAP TIME : 1:35.315		BEST LAP TIME : 1:35.499		DIFFERENCE : 0.184			
LAP	SECTOR 1	SECTOR 2	SECTOR 3	LAP TIME	MPH	DIFF	TIME OF DAY
1 -		43.078	22.484	1:41.213	86.54	5.714	14:38:10.983
2 -	30.185	42.844	22.470	1:35.499 (1)	91.72		14:39:46.482
3 -	30.136	42.916	22.557	1:35.609 (2)	91.62	0.110	14:41:22.091
4 -	30.434	42.709	22.487	1:35.630 (3)	91.60	0.131	14:42:57.721
5 -	30.153	43.202	22.497	1:35.852	91.38	0.353	14:44:33.573
6 -	30.227	43.197	22.527	1:35.951	91.29	0.452	14:46:09.524

BMCRC - MRO Championships 2021 - Rnd 4 @ Brands Hatch GP

Team Respro MRO 600 & DART Motorsport Clubman 600

RACE 7 - SECTOR ANALYSIS



SECTOR 1 = FL to I1, SECTOR 2 = I1 to I2, SECTOR 3 = I2 to FL, DIFF = Difference To Personal Best Lap, P = Crossed Finish Line in Pit Lane, D = Time Disallowed

P6 9		Glenn WALSH		Yamaha R6 - Walters Medical			
IDEAL LAP TIME : 1:35.088		BEST LAP TIME : 1:35.451		DIFFERENCE : 0.363			
LAP	SECTOR 1	SECTOR 2	SECTOR 3	LAP TIME	MPH	DIFF	TIME OF DAY
1 -		42.539	22.609	1:39.968	87.62	4.517	14:38:09.738
2 -	30.410	42.388	22.661	1:35.459 (2)	91.76	0.008	14:39:45.197
3 -	30.196	42.729	22.526	1:35.451 (1)	91.77		14:41:20.648
4 -	30.174	42.769	22.936	1:35.879 (3)	91.36	0.428	14:42:56.527
5 -	30.621	44.705	23.220	1:38.546	88.89	3.095	14:44:35.073
6 -	31.009	45.806	25.179	1:41.994	85.88	6.543	14:46:17.067

P7 132 C		Mitchell GILBERT		Suzuki GSXR 600 - The Asap group			
IDEAL LAP TIME : 1:36.297		BEST LAP TIME : 1:36.569		DIFFERENCE : 0.272			
LAP	SECTOR 1	SECTOR 2	SECTOR 3	LAP TIME	MPH	DIFF	TIME OF DAY
1 -		43.226	22.876	1:42.031	85.85	5.462	14:38:11.801
2 -	30.717	42.932	22.920	1:36.569 (1)	90.71		14:39:48.370
3 -	30.726	42.820	23.086	1:36.632 (2)	90.65	0.063	14:41:25.002
4 -	31.304	43.137	22.814	1:37.255 (3)	90.07	0.686	14:43:02.257
5 -	30.991	43.664	22.760	1:37.415	89.92	0.846	14:44:39.672
6 -	31.238	43.641	22.885	1:37.764	89.60	1.195	14:46:17.436

P8 2		Andrew GILL		Kawasaki ZX6R -			
IDEAL LAP TIME : 1:36.347		BEST LAP TIME : 1:36.548		DIFFERENCE : 0.201			
LAP	SECTOR 1	SECTOR 2	SECTOR 3	LAP TIME	MPH	DIFF	TIME OF DAY
1 -		43.766	23.028	1:43.227	84.85	6.679	14:38:12.997
2 -	30.587	43.070	22.891	1:36.548 (1)	90.73		14:39:49.545
3 -	30.864	42.947	22.837	1:36.648 (2)	90.63	0.100	14:41:26.193
4 -	30.563	43.185	22.927	1:36.675 (3)	90.61	0.127	14:43:02.868
5 -	30.844	43.531	22.904	1:37.279	90.04	0.731	14:44:40.147
6 -	31.128	43.612	22.971	1:37.711	89.65	1.163	14:46:17.858

P9 3		Joey LAMBDEN		Kawasaki ZX600 RBF -			
IDEAL LAP TIME : 1:36.947		BEST LAP TIME : 1:37.103		DIFFERENCE : 0.156			
LAP	SECTOR 1	SECTOR 2	SECTOR 3	LAP TIME	MPH	DIFF	TIME OF DAY
1 -		43.930	23.083	1:44.096	84.15	6.993	14:38:13.866
2 -	30.858	43.801	22.905	1:37.564	89.78	0.461	14:39:51.430
3 -	30.835	43.403	23.054	1:37.292 (2)	90.03	0.189	14:41:28.722
4 -	30.785	43.366	22.952	1:37.103 (1)	90.21		14:43:05.825
5 -	30.676	43.820	22.914	1:37.410 (3)	89.92	0.307	14:44:43.235
6 -	30.984	43.711	23.023	1:37.718	89.64	0.615	14:46:20.953

P10 818 C		Alex BARKER		Yamaha R6 - Barker Woodrow LTD			
IDEAL LAP TIME : 1:37.245		BEST LAP TIME : 1:37.245		DIFFERENCE : 0.000			
LAP	SECTOR 1	SECTOR 2	SECTOR 3	LAP TIME	MPH	DIFF	TIME OF DAY
1 -		44.014	23.067	1:43.953	84.26	6.708	14:38:13.723
2 -	31.685	44.041	23.076	1:38.802	88.66	1.557	14:39:52.525
3 -	31.230	44.032	23.357	1:38.619	88.82	1.374	14:41:31.144
4 -	31.041	43.703	23.080	1:37.824 (3)	89.54	0.579	14:43:08.968
5 -	30.985	43.723	22.987	1:37.695 (2)	89.66	0.450	14:44:46.663
6 -	30.978	43.441	22.826	1:37.245 (1)	90.08		14:46:23.908

Weather / Track : Sunny / Dry

Brands Hatch GP
Circuit Length = 2.4332 miles
Start: 14:36 Flag 14:46 End: 14:47

BMCRC - MRO Championships 2021 - Rnd 4 @ Brands Hatch GP

Team Respro MRO 600 & DART Motorsport Clubman 600

RACE 7 - SECTOR ANALYSIS



SECTOR 1 = FL to I1, SECTOR 2 = I1 to I2, SECTOR 3 = I2 to FL, DIFF = Difference To Personal Best Lap, P = Crossed Finish Line in Pit Lane, D = Time Disallowed

P11 37 C		Alexander LATHAM		Triumph Daytona - BR-8 / McCrash Racing			
IDEAL LAP TIME : 1:37.055		BEST LAP TIME : 1:37.055		DIFFERENCE : 0.000			
LAP	SECTOR 1	SECTOR 2	SECTOR 3	LAP TIME	MPH	DIFF	TIME OF DAY
1 -		44.388	23.225	1:45.550	82.99	8.495	14:38:15.320
2 -	31.347	43.673	22.997	1:38.017	89.37	0.962	14:39:53.337
3 -	31.210	43.600	23.263	1:38.073	89.31	1.018	14:41:31.410
4 -	31.224	43.623	23.017	1:37.864 (3)	89.51	0.809	14:43:09.274
5 -	31.186	43.662	22.879	1:37.727 (2)	89.63	0.672	14:44:47.001
6 -	31.142	43.211	22.702	1:37.055 (1)	90.25		14:46:24.056

P12 7 C		Thomas BENSTED		Triumph Daytona - Significant Debt Racing			
IDEAL LAP TIME : 1:37.277		BEST LAP TIME : 1:37.398		DIFFERENCE : 0.121			
LAP	SECTOR 1	SECTOR 2	SECTOR 3	LAP TIME	MPH	DIFF	TIME OF DAY
1 -		44.002	22.975	1:44.162	84.09	6.764	14:38:13.932
2 -	31.141	44.107	23.245	1:38.493	88.93	1.095	14:39:52.425
3 -	30.963	44.058	22.905	1:37.926 (3)	89.45	0.528	14:41:30.351
4 -	30.978	43.993	22.954	1:37.925 (2)	89.45	0.527	14:43:08.276
5 -	31.187	44.448	22.840	1:38.475	88.95	1.077	14:44:46.751
6 -	31.084	43.487	22.827	1:37.398 (1)	89.93		14:46:24.149

P13 321		Martin MORRIS		Kawasaki ZX6R - Morris Racing, Obsession Engineering			
IDEAL LAP TIME : 1:37.454		BEST LAP TIME : 1:37.564		DIFFERENCE : 0.110			
LAP	SECTOR 1	SECTOR 2	SECTOR 3	LAP TIME	MPH	DIFF	TIME OF DAY
1 -		44.690	23.225	1:46.243	82.45	8.679	14:38:16.013
2 -	31.509	43.673	23.200	1:38.382	89.03	0.818	14:39:54.395
3 -	31.416	43.864	22.854	1:38.134	89.26	0.570	14:41:32.529
4 -	31.637	43.431	22.984	1:38.052 (3)	89.33	0.488	14:43:10.581
5 -	31.394	43.650	22.981	1:38.025 (2)	89.36	0.461	14:44:48.606
6 -	31.256	43.344	22.964	1:37.564 (1)	89.78		14:46:26.170

P14 200 C		Dan BURNHAM		Triumph Daytona - BDR RACING / KY JAX			
IDEAL LAP TIME : 1:37.457		BEST LAP TIME : 1:37.457		DIFFERENCE : 0.000			
LAP	SECTOR 1	SECTOR 2	SECTOR 3	LAP TIME	MPH	DIFF	TIME OF DAY
1 -		45.104	23.581	1:46.599	82.17	9.142	14:38:16.369
2 -	31.838	44.690	22.860	1:39.388	88.13	1.931	14:39:55.757
3 -	31.397	44.329	23.374	1:39.100	88.39	1.643	14:41:34.857
4 -	31.694	44.452	22.887	1:39.033 (3)	88.45	1.576	14:43:13.890
5 -	30.806	43.936	22.715	1:37.457 (1)	89.88		14:44:51.347
6 -	30.960	44.510	23.144	1:38.614 (2)	88.82	1.157	14:46:29.961

P15 100 C		Craig HOWTON		Kawasaki ZX6R - ME			
IDEAL LAP TIME : 1:38.764		BEST LAP TIME : 1:38.898		DIFFERENCE : 0.134			
LAP	SECTOR 1	SECTOR 2	SECTOR 3	LAP TIME	MPH	DIFF	TIME OF DAY
1 -		44.482	23.516	1:45.672	82.89	6.774	14:38:15.442
2 -	31.498	43.969	23.431	1:38.898 (1)	88.57		14:39:54.340
3 -	32.243	44.529	23.616	1:40.388	87.25	1.490	14:41:34.728
4 -	31.545	44.159	23.544	1:39.248 (2)	88.26	0.350	14:43:13.976
5 -	31.784	44.685	23.297	1:39.766	87.80	0.868	14:44:53.742
6 -	31.723	44.448	23.386	1:39.557 (3)	87.98	0.659	14:46:33.299

Weather / Track : Sunny / Dry

Brands Hatch GP
Circuit Length = 2.4332 miles
Start: 14:36 Flag 14:46 End: 14:47

BMCRC - MRO Championships 2021 - Rnd 4 @ Brands Hatch GP

Team Respro MRO 600 & DART Motorsport Clubman 600

RACE 7 - SECTOR ANALYSIS



SECTOR 1 = FL to I1, SECTOR 2 = I1 to I2, SECTOR 3 = I2 to FL, DIFF = Difference To Personal Best Lap, P = Crossed Finish Line in Pit Lane, D = Time Disallowed

P16 52 C		Scott FORBES-COWDRY		Yamaha R6 13S -			
IDEAL LAP TIME : 1:40.157		BEST LAP TIME : 1:40.222		DIFFERENCE : 0.065			
LAP	SECTOR 1	SECTOR 2	SECTOR 3	LAP TIME	MPH	DIFF	TIME OF DAY
1 -		45.328	23.703	1:49.119	80.27	8.897	14:38:18.889
2 -	32.691	44.521	23.675	1:40.887 (2)	86.82	0.665	14:39:59.776
3 -	32.880	44.315	23.839	1:41.034	86.70	0.812	14:41:40.810
4 -	32.617	45.124	23.677	1:41.418	86.37	1.196	14:43:22.228
5 -	32.822	44.609	23.577	1:41.008 (3)	86.72	0.786	14:45:03.236
6 -	32.567	44.013	23.642	1:40.222 (1)	87.40		14:46:43.458

P17 192 C		Daniel MOFFA		Kawasaki ZX6R - DM Racing			
IDEAL LAP TIME : 1:40.389		BEST LAP TIME : 1:40.567		DIFFERENCE : 0.178			
LAP	SECTOR 1	SECTOR 2	SECTOR 3	LAP TIME	MPH	DIFF	TIME OF DAY
1 -		45.127	23.484	1:48.193	80.96	7.626	14:38:17.963
2 -	31.880	45.493	23.659	1:41.032 (2)	86.70	0.465	14:39:58.995
3 -	32.255	45.702	24.537	1:42.494	85.46	1.927	14:41:41.489
4 -	32.512	45.917	24.027	1:42.456	85.49	1.889	14:43:23.945
5 -	32.527	45.465	23.634	1:41.626 (3)	86.19	1.059	14:45:05.571
6 -	31.990	45.195	23.382	1:40.567 (1)	87.10		14:46:46.138

P18 8 C		Dave SAUNDERS		Honda CBR600 - ETR Building & Civil Engineering Ltd			
IDEAL LAP TIME : 1:40.614		BEST LAP TIME : 1:40.630		DIFFERENCE : 0.016			
LAP	SECTOR 1	SECTOR 2	SECTOR 3	LAP TIME	MPH	DIFF	TIME OF DAY
1 -		45.789	23.870	1:48.897	80.44	8.267	14:38:18.667
2 -	32.064	45.247	23.874	1:41.185 (2)	86.57	0.555	14:39:59.852
3 -	31.706	45.723	24.652	1:42.081	85.81	1.451	14:41:41.933
4 -	32.358	46.033	24.026	1:42.417	85.53	1.787	14:43:24.350
5 -	32.376	45.384	23.907	1:41.667 (3)	86.16	1.037	14:45:06.017
6 -	31.722	45.224	23.684	1:40.630 (1)	87.05		14:46:46.647

P19 23		Austin WREN		Triumph Daytona - DWAI Racing			
IDEAL LAP TIME : 1:40.838		BEST LAP TIME : 1:41.160		DIFFERENCE : 0.322			
LAP	SECTOR 1	SECTOR 2	SECTOR 3	LAP TIME	MPH	DIFF	TIME OF DAY
1 -		45.926	23.430	1:49.892	79.71	8.732	14:38:19.662
2 -	32.264	45.283	23.737	1:41.284 (2)	86.48	0.124	14:40:00.946
3 -	32.266	45.416	23.478	1:41.160 (1)	86.59		14:41:42.106
4 -	32.623	45.966	23.630	1:42.219	85.69	1.059	14:43:24.325
5 -	32.678	45.416	23.837	1:41.931	85.93	0.771	14:45:06.256
6 -	32.125	45.447	23.823	1:41.395 (3)	86.39	0.235	14:46:47.651

P20 83		Talan SKEELS-PIGGINS		Yamaha R6 - Talan Racing			
IDEAL LAP TIME : 1:41.826		BEST LAP TIME : 1:42.007		DIFFERENCE : 0.181			
LAP	SECTOR 1	SECTOR 2	SECTOR 3	LAP TIME	MPH	DIFF	TIME OF DAY
1 -		46.490	24.018	1:51.185	78.78	9.178	14:38:20.955
2 -	32.664	45.144	24.199	1:42.007 (1)	85.87		14:40:02.962
3 -	32.741	45.523	24.141	1:42.405 (2)	85.54	0.398	14:41:45.367
4 -	33.171	46.351	24.368	1:43.890	84.31	1.883	14:43:29.257
5 -	32.880	45.712	24.338	1:42.930 (3)	85.10	0.923	14:45:12.187
6 -	33.032	46.063	24.663	1:43.758	84.42	1.751	14:46:55.945

Weather / Track : Sunny / Dry

Brands Hatch GP
Circuit Length = 2.4332 miles
Start: 14:36 Flag 14:46 End: 14:47

BMCRC - MRO Championships 2021 - Rnd 4 @ Brands Hatch GP

Team Respro MRO 600 & DART Motorsport Clubman 600

RACE 7 - SECTOR ANALYSIS



SECTOR 1 = FL to I1, SECTOR 2 = I1 to I2, SECTOR 3 = I2 to FL, DIFF = Difference To Personal Best Lap, P = Crossed Finish Line in Pit Lane, D = Time Disallowed

P21 117 C		Benjamin STONARD		Yamaha R6 - BJ Signs & Decals LTD			
IDEAL LAP TIME : 1:45.487		BEST LAP TIME : 1:45.538		DIFFERENCE : 0.051			
LAP	SECTOR 1	SECTOR 2	SECTOR 3	LAP TIME	MPH	DIFF	TIME OF DAY
1 -		47.462	24.988	1:53.456	77.20	7.918	14:38:23.226
2 -	34.230	47.535	25.424	1:47.189 (3)	81.72	1.651	14:40:10.415
3 -	34.802	47.752	25.149	1:47.703	81.33	2.165	14:41:58.118
4 -	33.778	48.066	25.415	1:47.259	81.66	1.721	14:43:45.377
5 -	34.044	47.674	24.668	1:46.386 (2)	82.34	0.848	14:45:31.763
6 -	33.829	47.149	24.560	1:45.538 (1)	83.00		14:47:17.301

P22 287 C		David TREVEIL		Yamaha YZF-R6 -			
IDEAL LAP TIME : 1:47.699		BEST LAP TIME : 1:48.015		DIFFERENCE : 0.316			
LAP	SECTOR 1	SECTOR 2	SECTOR 3	LAP TIME	MPH	DIFF	TIME OF DAY
1 -		49.481	25.287	1:57.781	74.37	9.766	14:38:27.551
2 -	34.679	49.398	25.112	1:49.189	80.22	1.174	14:40:16.740
3 -	34.411	49.141	25.105	1:48.657 (3)	80.61	0.642	14:42:05.397
4 -	34.475	49.195	25.389	1:49.059	80.32	1.044	14:43:54.456
5 -	34.272	48.757	24.986	1:48.015 (1)	81.09		14:45:42.471
6 -	33.956	49.210	25.089	1:48.255 (2)	80.91	0.240	14:47:30.726

P23 134		Donald GILBERT		Kawasaki ZX6R - S and N tyres			
IDEAL LAP TIME : 1:35.728		BEST LAP TIME : 1:35.794		DIFFERENCE : 0.066			
LAP	SECTOR 1	SECTOR 2	SECTOR 3	LAP TIME	MPH	DIFF	TIME OF DAY
1 -		43.541	22.618	1:41.587	86.22	5.793	14:38:11.357
2 -	30.647	42.931	22.478	1:36.056 (2)	91.19	0.262	14:39:47.413
3 -	30.494	42.883	22.417	1:35.794 (1)	91.44		14:41:23.207
4 -	30.617	43.011	22.493	1:36.121 (3)	91.13	0.327	14:42:59.328
5 -	30.428	44.270	22.714	1:37.412	89.92	1.618	14:44:36.740

P24 95		Grant ROBERTSON		Kawasaki ZX6R -			
IDEAL LAP TIME : 1:37.728		BEST LAP TIME : 1:38.216		DIFFERENCE : 0.488			
LAP	SECTOR 1	SECTOR 2	SECTOR 3	LAP TIME	MPH	DIFF	TIME OF DAY
1 -		44.448	22.936	1:44.389 (3)	83.91	6.173	14:38:14.159
2 -	31.396	44.058	23.041	1:38.495 (2)	88.93	0.279	14:39:52.654
3 -	31.142	44.061	23.013	1:38.216 (1)	89.18		14:41:30.870

P25 13		Doug EDMONDSON		Yamaha R6 - Stan Stephens Tuning			
IDEAL LAP TIME : 1:37.690		BEST LAP TIME : 1:37.851		DIFFERENCE : 0.161			
LAP	SECTOR 1	SECTOR 2	SECTOR 3	LAP TIME	MPH	DIFF	TIME OF DAY
1 -		44.849	23.272	1:46.905 (3)	81.93	9.054	14:38:16.675
2 -	31.196	43.735	22.920	1:37.851 (1)	89.52		14:39:54.526
3 -	31.564	43.947	22.759	1:38.270 (2)	89.14	0.419	14:41:32.796

P26 118 C		Jim COYLE		Triumph 675 - Big Jim RIP			
IDEAL LAP TIME :		BEST LAP TIME : 1:47.872		DIFFERENCE :			
LAP	SECTOR 1	SECTOR 2	SECTOR 3	LAP TIME	MPH	DIFF	TIME OF DAY
1 -		44.999	24.218	1:47.872 (1)	81.20		14:38:17.642

P27 99		Michael SIMMONS		Yamaha R6 - Westcountry Windings			
IDEAL LAP TIME :		BEST LAP TIME : 1:48.414		DIFFERENCE :			
LAP	SECTOR 1	SECTOR 2	SECTOR 3	LAP TIME	MPH	DIFF	TIME OF DAY
1 -		46.089	23.180	1:48.414 (1)	80.79		14:38:18.184

BMCRC - MRO Championships 2021 - Rnd 4 @ Brands Hatch GP

Team Respro MRO 600 & DART Motorsport Clubman 600

RACE 7 - SECTOR ANALYSIS



SECTOR 1 = FL to I1, SECTOR 2 = I1 to I2, SECTOR 3 = I2 to FL, DIFF = Difference To Personal Best Lap, P = Crossed Finish Line in Pit Lane, D = Time Disallowed

P28	51 C	Ross CLARKE					Kawasaki ZX600RR - Ross clarke Farriery	
IDEAL LAP TIME :		BEST LAP TIME : 1:49.000		DIFFERENCE :				
LAP	SECTOR 1	SECTOR 2	SECTOR 3	LAP TIME	MPH	DIFF	TIME OF DAY	
1 -		45.279	23.307	1:49.000 (1)	80.36		14:38:18.770	

BMCRC - MRO Championships 2021 - Rnd 4 @ Brands Hatch GP

Team Respro MRO 600 & DART Motorsport Clubman 600

RACE 7 - BEST SECTORS

SECTOR 1				SECTOR 2				SECTOR 3				IDEAL / BEST COMPARISON			
POS	NO	NAME	TIME	NO	NAME	TIME	NO	NAME	TIME	POS	NO	NAME	IDEAL	BEST	DIFF
												PERFECT LAP	1:33.855		
1	17	BAKER	29.745	45	PEAD	41.881	45	PEAD	22.229	1	17	BAKER	1:33.936	1:34.146	0.210
2	45	PEAD	29.852	17	BAKER	41.931	17	BAKER	22.260	2	45	PEAD	1:33.962	1:34.094	0.132
3	188	KRAWIECKI	29.950	188	KRAWIECKI	41.967	56	MILLS	22.335	3	188	KRAWIECKI	1:34.255	1:34.454	0.199
4	56	MILLS	30.069	56	MILLS	42.239	188	KRAWIECKI	22.338	4	56	MILLS	1:34.643	1:34.895	0.252
5	77	WEEDEN	30.136	9	WALSH	42.388	134	GILBERT	22.417	5	9	WALSH	1:35.088	1:35.451	0.363
6	9	WALSH	30.174	77	WEEDEN	42.709	77	WEEDEN	22.470	6	77	WEEDEN	1:35.315	1:35.499	0.184
7	134	GILBERT	30.428	132	GILBERT	42.820	9	WALSH	22.526	7	134	GILBERT	1:35.728	1:35.794	0.066
8	2	GILL	30.563	134	GILBERT	42.883	37	LATHAM	22.702	8	132	GILBERT	1:36.297	1:36.569	0.272
9	3	LAMBDEN	30.676	2	GILL	42.947	200	BURNHAM	22.715	9	2	GILL	1:36.347	1:36.548	0.201
10	132	GILBERT	30.717	37	LATHAM	43.211	13	EDMONDSON	22.759	10	3	LAMBDEN	1:36.947	1:37.103	0.156
11	95	ROBERTSON	30.734	321	MORRIS	43.344	132	GILBERT	22.760	11	37	LATHAM	1:37.055	1:37.055	0.000
12	200	BURNHAM	30.806	3	LAMBDEN	43.366	818	BARKER	22.826	12	818	BARKER	1:37.245	1:37.245	0.000
13	7	BENSTED	30.963	818	BARKER	43.441	7	BENSTED	22.827	13	7	BENSTED	1:37.277	1:37.398	0.121
14	818	BARKER	30.978	7	BENSTED	43.487	2	GILL	22.837	14	321	MORRIS	1:37.454	1:37.564	0.110
15	37	LATHAM	31.142	13	EDMONDSON	43.735	321	MORRIS	22.854	15	200	BURNHAM	1:37.457	1:37.457	0.000
16	13	EDMONDSON	31.196	200	BURNHAM	43.936	3	LAMBDEN	22.905	16	13	EDMONDSON	1:37.690	1:37.851	0.161
17	321	MORRIS	31.256	100	HOWTON	43.969	95	ROBERTSON	22.936	17	95	ROBERTSON	1:37.728	1:38.216	0.488
18	100	HOWTON	31.498	52	FORBES-COWDRY	44.013	99	SIMMONS	23.180	18	100	HOWTON	1:38.764	1:38.898	0.134
19	8	SAUNDERS	31.706	95	ROBERTSON	44.058	100	HOWTON	23.297	19	52	FORBES-COWDRY	1:40.157	1:40.222	0.065
20	192	MOFFA	31.880	118	COYLE	44.999	51	CLARKE	23.307	20	192	MOFFA	1:40.389	1:40.567	0.178
21	23	WREN	32.125	192	MOFFA	45.127	192	MOFFA	23.382	21	8	SAUNDERS	1:40.614	1:40.630	0.016
22	52	FORBES-COWDRY	32.567	83	SKEELS-PIGGINS	45.144	23	WREN	23.430	22	23	WREN	1:40.838	1:41.160	0.322
23	83	SKEELS-PIGGINS	32.664	8	SAUNDERS	45.224	52	FORBES-COWDRY	23.577	23	83	SKEELS-PIGGINS	1:41.826	1:42.007	0.181
24	117	STONARD	33.778	51	CLARKE	45.279	8	SAUNDERS	23.684	24	117	STONARD	1:45.487	1:45.538	0.051
25	287	TREVEIL	33.956	23	WREN	45.283	83	SKEELS-PIGGINS	24.018	25	287	TREVEIL	1:47.699	1:48.015	0.316
26				99	SIMMONS	46.089	118	COYLE	24.218	26	99	SIMMONS		1:48.414	
27				117	STONARD	47.149	117	STONARD	24.560	27	51	CLARKE		1:49.000	
28				287	TREVEIL	48.757	287	TREVEIL	24.986	28	118	COYLE		1:47.872	
29															

Weather / Track : Sunny / Dry

Results can be found at www.tsl-timing.com

Brands Hatch GP

Circuit Length = 2.4332 miles

Start: 14:36 Flag 14:46 End: 14:47

Printed - 14:48 Saturday, 17 July 2021

BMCRC - MRO Championships 2021 - Rnd 4 @ Brands Hatch GP

Team Respro MRO 600 & DART Motorsport Clubman 600

RACE 7 - STATISTICS

Competitors Started	29
Planned Start	2021-07-17 @ 14:00:00.000
Actual Start	2021-07-17 @ 14:36:29.769
Finish Time	2021-07-17 @ 14:46:04.311
Track Length	2.4332mi.
Total Laps	146
Total Distance Covered	355.2602mi.

Session Fastest Lap History

NO	CL	NAME	LAP TIME	TIME OF DAY	LAP	VEHICLE
56		Michael MILLS	1:39.654	14:38:09.434	1	Yamaha R6
56		Michael MILLS	1:35.169	14:39:44.604	2	Yamaha R6
188		Dawid KRAWIECKI	1:34.966	14:39:44.779	2	Yamaha R6
45		Ed PEAD	1:34.942	14:39:46.853	2	Yamaha R6
17		Philip BAKER	1:34.510	14:41:21.214	3	Yamaha R6
17		Philip BAKER	1:34.146	14:42:55.363	4	Yamaha R6
45		Ed PEAD	1:34.094	14:46:05.134	6	Yamaha R6

Session Leader History

NO	CL	NAME	FROM LAP	LAPS LED	DISTANCE	VEHICLE
56		Michael MILLS	1	5	12.16 miles	Yamaha R6
188		Dawid KRAWIECKI	6	1	2.43 miles	Yamaha R6

Flag History

TYPE	TIME OF DAY
GREEN	14:36:29.769
FINISH	14:46:04.311

Flag Statistics

TYPE	COUNT	TOTAL LAPS	TOTAL TIME
Green	1	6	11:06.343
Red	0	0	0.000
Safety Car	0	0	0.000
FCY	0	0	0.000

BMCRC - MRO Championships 2021 - Rnd 4 @ Brands Hatch GP

Team Respro MRO 600 & DART Motorsport Clubman 600

RACE 7 - STATISTICS

CLASS :

15 Starters

Fastest Lap History

NO	NAME	LAP TIME	TIME OF DAY	LAP	VEHICLE
56	Michael MILLS	1:39.654	14:38:09.434	1	Yamaha R6
56	Michael MILLS	1:35.169	14:39:44.604	2	Yamaha R6
188	Dawid KRAWIECKI	1:34.966	14:39:44.779	2	Yamaha R6
45	Ed PEAD	1:34.942	14:39:46.853	2	Yamaha R6
17	Philip BAKER	1:34.510	14:41:21.214	3	Yamaha R6
17	Philip BAKER	1:34.146	14:42:55.363	4	Yamaha R6
45	Ed PEAD	1:34.094	14:46:05.134	6	Yamaha R6

Leader History

NO	NAME	FROM LAP	LAPS LED	DISTANCE	VEHICLE
56	Michael MILLS	1	5	12.16 miles	Yamaha R6
188	Dawid KRAWIECKI	6	1	2.43 miles	Yamaha R6

BMCRC - MRO Championships 2021 - Rnd 4 @ Brands Hatch GP

Team Respro MRO 600 & DART Motorsport Clubman 600

RACE 7 - STATISTICS

CLASS : C

14 Starters

Fastest Lap History

NO	NAME	LAP TIME	TIME OF DAY	LAP	VEHICLE
132	Mitchell GILBERT	1:42.031	14:38:11.814	1	Suzuki GSXR 600
132	Mitchell GILBERT	1:36.569	14:39:48.383	2	Suzuki GSXR 600

Leader History

NO	NAME	FROM LAP	LAPS LED	DISTANCE	VEHICLE
132	Mitchell GILBERT	1	6	14.59 miles	Suzuki GSXR 600

BMCRC - MRO Championships 2021 - Rnd 4 @ Brands Hatch GP

Team Respro MRO 600 & DART Motorsport Clubman 600

RACE 17 - GRID (6 Laps)

ROW 12	36		1:42.007	35	83 Talan SKEELS-PIGGINS	34	112 James NAGY
ROW 11		33	70 Sean HALL	32	144 Nick CRONIN	31	212 Matt PALLETT
ROW 10	30	624 Matthew FEDRICK	29	26 William WHITE	28	43 Daniel SALES	
ROW 9		27	1:49.000 51 Ross CLARKE	26	1:48.414 99 Michael SIMMONS	25	1:48.015 287 David TREVEIL
ROW 8	24	1:47.872 118 Jim COYLE	23	1:45.538 117 Benjamin STONARD	22	1:41.160 23 Austin WREN	
ROW 7		21	1:40.630 8 Dave SAUNDERS	20	1:40.567 192 Daniel MOFFA	19	1:40.222 52 Scott FORBES-COWDRY
ROW 6	18	1:38.898 100 Craig HOWTON	17	1:38.216 95 Grant ROBERTSON	16	1:37.851 13 Doug EDMONDSON	
ROW 5		15	1:37.564 321 Martin MORRIS	14	1:37.457 200 Dan BURNHAM	13	1:37.398 7 Thomas BENSTED
ROW 4	12	1:37.245 818 Alex BARKER	11	1:37.103 3 Joey LAMBDEN	10	1:37.055 37 Alexander LATHAM	
ROW 3		9	1:36.569 132 Mitchell GILBERT	8	1:36.548 2 Andrew GILL	7	1:35.794 134 Donald GILBERT
ROW 2	6	1:35.499 77 Tom WEEDEN	5	1:35.451 9 Glenn WALSH	4	1:34.895 56 Michael MILLS	
ROW 1		3	1:34.454 188 Dawid KRAWIECKI	2	1:34.146 17 Philip BAKER	1	1:34.094 45 Ed PEAD
Pole							

Brands Hatch GP

Circuit Length = 2.4332 miles

These results are provisional until the conclusion of any judicial and technical matters.

Clerk Of Course :	Stewards :	Timekeeper : Craig Smith
-------------------	------------	--------------------------

Results can be found at www.tsl-timing.com

Printed - 14:49 Saturday, 17 July 2021



BMCRC - MRO Championships 2021 - Rnd 4 @ Brands Hatch GP

Team Respro MRO 600 & DART Motorsport Clubman 600

RACE 17 - CLASSIFICATION

POS	NO	CL	PIC NAME	ENTRY	LAPS	TIME	GAP	DIFF	MPH	BEST	ON
1	26		1 William WHITE	Triumph Daytona - JP. Guivier	6	9:36.410			91.18	1:33.541	4
2	188		2 Dawid KRAWIECKI	Yamaha R6 - Code Blue LTD & D A East Electrical	6	9:36.999	0.589	0.589	91.09	1:34.808	6
3	17		3 Philip BAKER	Yamaha R6 - R & M plant Theo & Debbie	6	9:37.339	0.929	0.340	91.03	1:34.795	5
4	56		4 Michael MILLS	Yamaha R6 - A51 Racing, The Wokingham Bar Con	6	9:37.421	1.011	0.082	91.02	1:34.738	3
5	45		5 Ed PEAD	Yamaha R6 -	6	9:37.531	1.121	0.110	91.00	1:34.878	3
6	77		6 Tom WEEDEN	Yamaha R6 - Nobby Bear	6	9:38.023	1.613	0.492	90.92	1:34.789	6
7	9		7 Glenn WALSH	Yamaha R6 - Walters Medical	6	9:39.693	3.283	1.670	90.66	1:34.854	3
8	2		8 Andrew GILL	Kawasaki ZX6R -	6	9:46.358	9.948	6.665	89.63	1:36.189	5
9	132	C	1 Mitchell GILBERT	Suzuki GSXR 600 - The Asap group	6	9:50.674	14.264	4.316	88.98	1:37.109	4
10	3		9 Joey LAMB DEN	Kawasaki ZX600 RBF -	6	9:51.696	15.286	1.022	88.82	1:36.638	6
11	818	C	2 Alex BARKER	Yamaha R6 - Barker Woodrow LTD	6	9:54.373	17.963	2.677	88.42	1:37.275	6
12	37	C	3 Alexander LATHAM	Triumph Daytona - BR-8 / McCrash Racing	6	9:54.502	18.092	0.129	88.40	1:37.921	5
13	7	C	4 Thomas BENSTED	Triumph Daytona - Significant Debt Racing	6	9:54.845	18.435	0.343	88.35	1:37.600	2
14	13		10 Doug EDMONDSON	Yamaha R6 - Stan Stephens Tuning	6	9:55.213	18.803	0.368	88.30	1:37.531	4
15	100	C	5 Craig HOWTON	Kawasaki ZX6R - ME	6	10:08.113	31.703	12.900	86.42	1:39.657	6
16	192	C	6 Daniel MOFFA	Kawasaki ZX6R - DM Racing	6	10:13.618	37.208	5.505	85.65	1:40.181	6
17	52	C	7 Scott FORBES-COWDRY	Yamaha R6 13S -	6	10:13.819	37.409	0.201	85.62	1:40.266	6
18	23		11 Austin WREN	Triumph Daytona - DWAI Racing	6	10:14.262	37.852	0.443	85.56	1:40.542	3
19	43	C	8 Daniel SALES	Yamaha R6 - Team Freddie, Ron & Frankie	6	10:14.686	38.276	0.424	85.50	1:39.673	2
20	8	C	9 Dave SAUNDERS	Honda CBR600 - ETR Building & Civil Engineering L	6	10:14.770	38.360	0.084	85.49	1:40.586	6
21	83		12 Talan SKEELS-PIGGINS	Yamaha R6 - Talan Racing	6	10:34.708	58.298	19.938	82.80	1:43.516	4
22	117	C	10 Benjamin STONARD	Yamaha R6 - BJ Signs & Decals LTD	6	10:34.927	58.517	0.219	82.77	1:43.521	3
23	287	C	11 David TREVEIL	Yamaha YZF-R6 -	6	10:47.634	1:11.224	12.707	81.15	1:45.650	5

NOT CLASSIFIED

DNF	134		Donald GILBERT	Kawasaki ZX6R - S and N tyres	3	4:57.405	3 Laps	3 Laps	88.36	1:36.058	2
DNF	118	C	Jim COYLE	Triumph 675 - Big Jim RIP	0						

FASTEST LAP

	26		William WHITE	Triumph Daytona - JP. Guivier	4	1:33.541			93.64 mph	150.71 kph	
	132	C	Mitchell GILBERT	Suzuki GSXR 600 - The Asap group	4	1:37.109			90.20 mph	145.17 kph	

Class - 92.5% of Race Speed = 84.34 mph
 Class C - 92.5% of Race Speed = 82.30 mph

Brands Hatch GP: 2.4332 miles
 Race Distance: 6 Laps / 14.59 miles
 Start: 17:55 Flag 18:05 End: 18:06

Weather / Track : Sunny / Dry

These results are provisional until the conclusion of any judicial and technical matters.

Clerk Of Course :	Stewards :	Timekeeper : Craig Smith
-------------------	------------	--------------------------

Results can be found at www.tsl-timing.com

Printed - 18:07 Saturday, 17 July 2021



BMCRC - MRO Championships 2021 - Rnd 4 @ Brands Hatch GP

Team Respro MRO 600 & DART Motorsport Clubman 600

RACE 17 - LAP CHART

LAP 1 @ 17:57:10.603

NO	BEHIND	LAP TIME
188		1:40.475
134	0.605	1:41.080
17	0.878	1:41.353
45	0.978	1:41.453
56	0.979	1:41.454
77	1.763	1:42.238
9	1.943	1:42.418
26	3.400	1:43.875
37	3.476	1:43.951
2	3.551	1:44.026
132	3.768	1:44.243
7	4.090	1:44.565
3	4.575	1:45.050
13	5.097	1:45.572
818	5.630	1:46.105
100	6.084	1:46.559
23	6.437	1:46.912
52	7.468	1:47.943
8	8.210	1:48.685
192	8.462	1:48.937
43	10.548	1:51.023
117	11.140	1:51.615
83	11.627	1:52.102
287	15.636	1:56.111

LAP 2 @ 17:58:46.223

NO	BEHIND	LAP TIME
188		1:35.620
17	0.133	1:34.875
134	1.043	1:36.058
56	1.161	1:35.802
45	1.329	1:35.971
9	1.567	1:35.244
77	1.740	1:35.597
26	2.463	1:34.683
2	4.884	1:36.953
132	5.524	1:37.376
37	5.847	1:37.991
7	6.070	1:37.600
3	6.399	1:37.444
13	7.433	1:37.956
818	7.715	1:37.705
100	10.864	1:40.400
23	11.643	1:40.826
52	13.326	1:41.478
192	14.191	1:41.349
43	14.601	1:39.673
8	14.644	1:42.054
117	20.135	1:44.615
83	20.462	1:44.455
287	27.356	1:47.340

LAP 3 @ 18:00:21.811

NO	BEHIND	LAP TIME
188		1:35.588
17	0.150	1:35.605
56	0.311	1:34.738
45	0.619	1:34.878
9	0.833	1:34.854
77	1.735	1:35.583
26	1.813	1:34.938

2	5.641	1:36.345
134	5.722	1:40.267
132	7.329	1:37.393
37	8.360	1:38.101
7	8.391	1:37.909
3	8.885	1:38.074
13	9.876	1:38.031
818	10.029	1:37.902
100	16.222	1:40.946
23	16.597	1:40.542
52	19.343	1:41.605
192	19.629	1:41.026
8	20.110	1:41.054
43	21.690	1:42.677
117	28.068	1:43.521
83	29.330	1:44.456
287	38.171	1:46.403

LAP 4 @ 18:01:56.988

NO	BEHIND	LAP TIME
188		1:35.177
56	0.083	1:34.949
26	0.177	1:33.541
17	0.241	1:35.268
45	0.500	1:35.058
9	1.184	1:35.528
77	1.449	1:34.891
2	6.930	1:36.466
132	9.261	1:37.109
3	11.481	1:37.773
37	11.545	1:38.362
7	11.952	1:38.738
13	12.230	1:37.531
818	12.394	1:37.542
100	21.218	1:40.173
23	22.798	1:41.378
52	25.157	1:40.991
192	25.725	1:41.273
8	26.136	1:41.203
43	26.966	1:40.453
117	36.739	1:43.848
83	37.669	1:43.516
287	49.048	1:46.054

LAP 5 @ 18:03:32.024

NO	BEHIND	LAP TIME
17		1:34.795
26	0.052	1:34.911
188	0.295	1:35.331
56	0.407	1:35.360
45	0.677	1:35.213
77	1.338	1:34.925
9	1.693	1:35.545
2	8.083	1:36.189
132	11.623	1:37.398
3	13.162	1:36.717
37	14.430	1:37.921
7	14.972	1:38.056
818	15.202	1:37.844
13	15.366	1:38.172
100	26.560	1:40.378
23	29.554	1:41.792
192	31.541	1:40.852
52	31.657	1:41.536

43	31.885	1:39.955
8	32.288	1:41.188
117	47.875	1:46.172
83	48.137	1:45.504
287	59.662	1:45.650

LAP 6 @ 18:05:06.538

NO	BEHIND	LAP TIME
26		1:34.462
188	0.589	1:34.808
17	0.929	1:35.443
56	1.011	1:35.118
45	1.121	1:34.958
77	1.613	1:34.789
9	3.283	1:36.104
2	9.948	1:36.379
132	14.264	1:37.155
3	15.286	1:36.638
818	17.963	1:37.275
37	18.092	1:38.176
7	18.435	1:37.977
13	18.803	1:37.951
100	31.703	1:39.657
192	37.208	1:40.181
52	37.409	1:40.266
23	37.852	1:42.812
43	38.276	1:40.905
8	38.360	1:40.586
83	58.298	1:44.675
117	58.517	1:45.156
287	1:11.224	1:46.076

Weather / Track : Sunny / Dry

Results can be found at www.tsl-timing.com

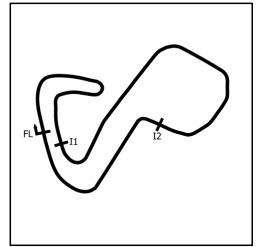
Brands Hatch GP
Circuit Length = 2.4332 miles
Start: 17:55 Flag 18:05 End: 18:06

Printed - 18:08 Saturday, 17 July 2021

BMCRC - MRO Championships 2021 - Rnd 4 @ Brands Hatch GP

Team Respro MRO 600 & DART Motorsport Clubman 600

RACE 17 - SECTOR ANALYSIS



SECTOR 1 = FL to I1, SECTOR 2 = I1 to I2, SECTOR 3 = I2 to FL, DIFF = Difference To Personal Best Lap, P = Crossed Finish Line in Pit Lane, D = Time Disallowed

P1 26		William WHITE		Triumph Daytona - JP. Guivier			
IDEAL LAP TIME : 1:33.541		BEST LAP TIME : 1:33.541		DIFFERENCE : 0.000			
LAP	SECTOR 1	SECTOR 2	SECTOR 3	LAP TIME	MPH	DIFF	TIME OF DAY
1 -		43.082	22.630	1:43.875	84.33	10.334	17:57:14.003
2 -	29.885	42.456	22.342	1:34.683 (3)	92.51	1.142	17:58:48.686
3 -	30.136	42.635	22.167	1:34.938	92.26	1.397	18:00:23.624
4 -	29.651	41.762	22.128	1:33.541 (1)	93.64		18:01:57.165
5 -	30.337	42.351	22.223	1:34.911	92.29	1.370	18:03:32.076
6 -	29.818	42.476	22.168	1:34.462 (2)	92.73	0.921	18:05:06.538

P2 188		Dawid KRAWIECKI		Yamaha R6 - Code Blue LTD & D A East Electrical			
IDEAL LAP TIME : 1:34.730		BEST LAP TIME : 1:34.808		DIFFERENCE : 0.078			
LAP	SECTOR 1	SECTOR 2	SECTOR 3	LAP TIME	MPH	DIFF	TIME OF DAY
1 -		42.369	22.636	1:40.475	87.18	5.667	17:57:10.603
2 -	30.403	42.448	22.769	1:35.620	91.61	0.812	17:58:46.223
3 -	30.198	42.816	22.574	1:35.588	91.64	0.780	18:00:21.811
4 -	30.146	42.506	22.525	1:35.177 (2)	92.03	0.369	18:01:56.988
5 -	30.419	42.334	22.578	1:35.331 (3)	91.88	0.523	18:03:32.319
6 -	30.224	42.073	22.511	1:34.808 (1)	92.39		18:05:07.127

P3 17		Philip BAKER		Yamaha R6 - R & M plant Theo & Debbie			
IDEAL LAP TIME : 1:34.603		BEST LAP TIME : 1:34.795		DIFFERENCE : 0.192			
LAP	SECTOR 1	SECTOR 2	SECTOR 3	LAP TIME	MPH	DIFF	TIME OF DAY
1 -		42.835	22.629	1:41.353	86.42	6.558	17:57:11.481
2 -	29.828	42.403	22.644	1:34.875 (2)	92.33	0.080	17:58:46.356
3 -	30.212	42.907	22.486	1:35.605	91.62	0.810	18:00:21.961
4 -	30.135	42.546	22.587	1:35.268 (3)	91.94	0.473	18:01:57.229
5 -	30.009	42.289	22.497	1:34.795 (1)	92.40		18:03:32.024
6 -	30.123	42.469	22.851	1:35.443	91.78	0.648	18:05:07.467

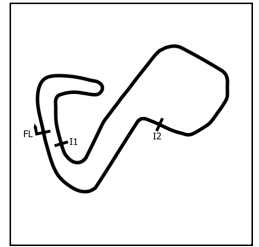
P4 56		Michael MILLS		Yamaha R6 - A51 Racing, The Wokingham Bar Company			
IDEAL LAP TIME : 1:34.620		BEST LAP TIME : 1:34.738		DIFFERENCE : 0.118			
LAP	SECTOR 1	SECTOR 2	SECTOR 3	LAP TIME	MPH	DIFF	TIME OF DAY
1 -		42.810	22.480	1:41.454	86.34	6.716	17:57:11.582
2 -	30.495	42.897	22.410	1:35.802	91.43	1.064	17:58:47.384
3 -	30.092	42.239	22.407	1:34.738 (1)	92.46		18:00:22.122
4 -	30.405	42.121	22.423	1:34.949 (2)	92.25	0.211	18:01:57.071
5 -	30.529	42.387	22.444	1:35.360	91.86	0.622	18:03:32.431
6 -	30.201	42.225	22.692	1:35.118 (3)	92.09	0.380	18:05:07.549

P5 45		Ed PEAD		Yamaha R6 -			
IDEAL LAP TIME : 1:34.648		BEST LAP TIME : 1:34.878		DIFFERENCE : 0.230			
LAP	SECTOR 1	SECTOR 2	SECTOR 3	LAP TIME	MPH	DIFF	TIME OF DAY
1 -		42.783	22.543	1:41.453	86.34	6.575	17:57:11.581
2 -	30.771	42.872	22.328	1:35.971	91.27	1.093	17:58:47.552
3 -	30.437	42.214	22.227	1:34.878 (1)	92.32		18:00:22.430
4 -	30.352	42.124	22.582	1:35.058 (3)	92.15	0.180	18:01:57.488
5 -	30.547	42.316	22.350	1:35.213	92.00	0.335	18:03:32.701
6 -	30.297	42.155	22.506	1:34.958 (2)	92.24	0.080	18:05:07.659

BMCRC - MRO Championships 2021 - Rnd 4 @ Brands Hatch GP

Team Respro MRO 600 & DART Motorsport Clubman 600

RACE 17 - SECTOR ANALYSIS



SECTOR 1 = FL to I1, SECTOR 2 = I1 to I2, SECTOR 3 = I2 to FL, DIFF = Difference To Personal Best Lap, P = Crossed Finish Line in Pit Lane, D = Time Disallowed

P6 77 Tom WEEDEN		Yamaha R6 - Nobby Bear					
IDEAL LAP TIME : 1:34.564		BEST LAP TIME : 1:34.789		DIFFERENCE : 0.225			
LAP	SECTOR 1	SECTOR 2	SECTOR 3	LAP TIME	MPH	DIFF	TIME OF DAY
1 -		43.084	22.766	1:42.238	85.68	7.449	17:57:12.366
2 -	30.841	42.483	22.273	1:35.597	91.63	0.808	17:58:47.963
3 -	30.600	42.635	22.348	1:35.583	91.64	0.794	18:00:23.546
4 -	29.988	42.547	22.356	1:34.891 (2)	92.31	0.102	18:01:58.437
5 -	29.980	42.583	22.362	1:34.925 (3)	92.28	0.136	18:03:33.362
6 -	30.059	42.311	22.419	1:34.789 (1)	92.41		18:05:08.151

P7 9 Glenn WALSH		Yamaha R6 - Walters Medical					
IDEAL LAP TIME : 1:34.229		BEST LAP TIME : 1:34.854		DIFFERENCE : 0.625			
LAP	SECTOR 1	SECTOR 2	SECTOR 3	LAP TIME	MPH	DIFF	TIME OF DAY
1 -		42.674	22.645	1:42.418	85.53	7.564	17:57:12.546
2 -	30.503	42.343	22.398	1:35.244 (2)	91.97	0.390	17:58:47.790
3 -	30.694	42.008	22.152	1:34.854 (1)	92.35		18:00:22.644
4 -	30.323	42.782	22.423	1:35.528 (3)	91.69	0.674	18:01:58.172
5 -	30.069	43.035	22.441	1:35.545	91.68	0.691	18:03:33.717
6 -	30.539	42.804	22.761	1:36.104	91.14	1.250	18:05:09.821

P8 2 Andrew GILL		Kawasaki ZX6R -					
IDEAL LAP TIME : 1:35.917		BEST LAP TIME : 1:36.189		DIFFERENCE : 0.272			
LAP	SECTOR 1	SECTOR 2	SECTOR 3	LAP TIME	MPH	DIFF	TIME OF DAY
1 -		43.748	23.424	1:44.026	84.20	7.837	17:57:14.154
2 -	31.064	43.072	22.817	1:36.953	90.35	0.764	17:58:51.107
3 -	30.463	43.071	22.811	1:36.345 (2)	90.92	0.156	18:00:27.452
4 -	30.674	42.865	22.927	1:36.466	90.80	0.277	18:02:03.918
5 -	30.273	42.833	23.083	1:36.189 (1)	91.06		18:03:40.107
6 -	30.343	43.085	22.951	1:36.379 (3)	90.88	0.190	18:05:16.486

P9 132 C Mitchell GILBERT		Suzuki GSXR 600 - The Asap group					
IDEAL LAP TIME : 1:36.683		BEST LAP TIME : 1:37.109		DIFFERENCE : 0.426			
LAP	SECTOR 1	SECTOR 2	SECTOR 3	LAP TIME	MPH	DIFF	TIME OF DAY
1 -		44.182	22.952	1:44.243	84.03	7.134	17:57:14.371
2 -	31.058	43.414	22.904	1:37.376 (3)	89.95	0.267	17:58:51.747
3 -	30.629	43.867	22.897	1:37.393	89.94	0.284	18:00:29.140
4 -	30.974	43.320	22.815	1:37.109 (1)	90.20		18:02:06.249
5 -	31.105	43.239	23.054	1:37.398	89.93	0.289	18:03:43.647
6 -	30.851	43.266	23.038	1:37.155 (2)	90.16	0.046	18:05:20.802

P10 3 Joey LAMBDEN		Kawasaki ZX600 RBF -					
IDEAL LAP TIME : 1:36.533		BEST LAP TIME : 1:36.638		DIFFERENCE : 0.105			
LAP	SECTOR 1	SECTOR 2	SECTOR 3	LAP TIME	MPH	DIFF	TIME OF DAY
1 -		44.238	23.024	1:45.050	83.38	8.412	17:57:15.178
2 -	30.973	43.559	22.912	1:37.444 (3)	89.89	0.806	17:58:52.622
3 -	31.139	43.804	23.131	1:38.074	89.31	1.436	18:00:30.696
4 -	31.059	43.823	22.891	1:37.773	89.59	1.135	18:02:08.469
5 -	30.512	43.417	22.788	1:36.717 (2)	90.57	0.079	18:03:45.186
6 -	30.513	43.233	22.892	1:36.638 (1)	90.64		18:05:21.824

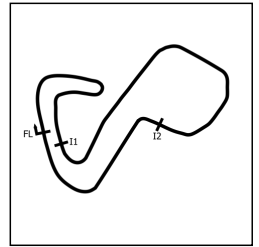
Weather / Track : Sunny / Dry

Brands Hatch GP
Circuit Length = 2.4332 miles
Start: 17:55 Flag 18:05 End: 18:06

BMCRC - MRO Championships 2021 - Rnd 4 @ Brands Hatch GP

Team Respro MRO 600 & DART Motorsport Clubman 600

RACE 17 - SECTOR ANALYSIS



SECTOR 1 = FL to I1, SECTOR 2 = I1 to I2, SECTOR 3 = I2 to FL, DIFF = Difference To Personal Best Lap, P = Crossed Finish Line in Pit Lane, D = Time Disallowed

P11 818 C		Alex BARKER		Yamaha R6 - Barker Woodrow LTD			
IDEAL LAP TIME : 1:37.041		BEST LAP TIME : 1:37.275		DIFFERENCE : 0.234			
LAP	SECTOR 1	SECTOR 2	SECTOR 3	LAP TIME	MPH	DIFF	TIME OF DAY
1 -		44.358	23.346	1:46.105	82.55	8.830	17:57:16.233
2 -	31.322	43.526	22.857	1:37.705 (3)	89.65	0.430	17:58:53.938
3 -	31.228	43.785	22.889	1:37.902	89.47	0.627	18:00:31.840
4 -	31.111	43.597	22.834	1:37.542 (2)	89.80	0.267	18:02:09.382
5 -	31.108	43.912	22.824	1:37.844	89.52	0.569	18:03:47.226
6 -	30.970	43.247	23.058	1:37.275 (1)	90.05		18:05:24.501

P12 37 C		Alexander LATHAM		Triumph Daytona - BR-8 / McCrash Racing			
IDEAL LAP TIME : 1:37.575		BEST LAP TIME : 1:37.921		DIFFERENCE : 0.346			
LAP	SECTOR 1	SECTOR 2	SECTOR 3	LAP TIME	MPH	DIFF	TIME OF DAY
1 -		43.711	23.065	1:43.951	84.26	6.030	17:57:14.079
2 -	31.515	43.614	22.862	1:37.991 (2)	89.39	0.070	17:58:52.070
3 -	31.264	43.722	23.115	1:38.101 (3)	89.29	0.180	18:00:30.171
4 -	31.186	44.037	23.139	1:38.362	89.05	0.441	18:02:08.533
5 -	31.424	43.527	22.970	1:37.921 (1)	89.45		18:03:46.454
6 -	31.457	43.626	23.093	1:38.176	89.22	0.255	18:05:24.630

P13 7 C		Thomas BENSTED		Triumph Daytona - Significant Debt Racing			
IDEAL LAP TIME : 1:37.419		BEST LAP TIME : 1:37.600		DIFFERENCE : 0.181			
LAP	SECTOR 1	SECTOR 2	SECTOR 3	LAP TIME	MPH	DIFF	TIME OF DAY
1 -		44.473	22.799	1:44.565	83.77	6.965	17:57:14.693
2 -	31.093	43.761	22.746	1:37.600 (1)	89.75		17:58:52.293
3 -	31.175	43.940	22.794	1:37.909 (2)	89.46	0.309	18:00:30.202
4 -	31.253	44.546	22.939	1:38.738	88.71	1.138	18:02:08.940
5 -	31.021	44.193	22.842	1:38.056	89.33	0.456	18:03:46.996
6 -	30.912	44.195	22.870	1:37.977 (3)	89.40	0.377	18:05:24.973

P14 13		Doug EDMONDSON		Yamaha R6 - Stan Stephens Tuning			
IDEAL LAP TIME : 1:37.207		BEST LAP TIME : 1:37.531		DIFFERENCE : 0.324			
LAP	SECTOR 1	SECTOR 2	SECTOR 3	LAP TIME	MPH	DIFF	TIME OF DAY
1 -		43.961	23.322	1:45.572	82.97	8.041	17:57:15.700
2 -	31.011	43.728	23.217	1:37.956 (3)	89.42	0.425	17:58:53.656
3 -	31.139	43.808	23.084	1:38.031	89.35	0.500	18:00:31.687
4 -	30.671	43.805	23.055	1:37.531 (1)	89.81		18:02:09.218
5 -	31.204	44.160	22.808	1:38.172	89.22	0.641	18:03:47.390
6 -	31.237	43.749	22.965	1:37.951 (2)	89.43	0.420	18:05:25.341

P15 100 C		Craig HOWTON		Kawasaki ZX6R - ME			
IDEAL LAP TIME : 1:39.573		BEST LAP TIME : 1:39.657		DIFFERENCE : 0.084			
LAP	SECTOR 1	SECTOR 2	SECTOR 3	LAP TIME	MPH	DIFF	TIME OF DAY
1 -		44.749	23.369	1:46.559	82.20	6.902	17:57:16.687
2 -	32.012	44.733	23.655	1:40.400	87.24	0.743	17:58:57.087
3 -	31.976	45.196	23.774	1:40.946	86.77	1.289	18:00:38.033
4 -	31.925	44.791	23.457	1:40.173 (2)	87.44	0.516	18:02:18.206
5 -	31.895	44.942	23.541	1:40.378 (3)	87.26	0.721	18:03:58.584
6 -	31.734	44.470	23.453	1:39.657 (1)	87.89		18:05:38.241

Weather / Track : Sunny / Dry

Brands Hatch GP
Circuit Length = 2.4332 miles
Start: 17:55 Flag 18:05 End: 18:06

BMCRC - MRO Championships 2021 - Rnd 4 @ Brands Hatch GP

Team Respro MRO 600 & DART Motorsport Clubman 600

RACE 17 - SECTOR ANALYSIS



SECTOR 1 = FL to I1, SECTOR 2 = I1 to I2, SECTOR 3 = I2 to FL, DIFF = Difference To Personal Best Lap, P = Crossed Finish Line in Pit Lane, D = Time Disallowed

P16 192 C		Daniel MOFFA		Kawasaki ZX6R - DM Racing			
IDEAL LAP TIME : 1:39.701		BEST LAP TIME : 1:40.181		DIFFERENCE : 0.480			
LAP	SECTOR 1	SECTOR 2	SECTOR 3	LAP TIME	MPH	DIFF	TIME OF DAY
1 -		46.101	23.475	1:48.937	80.41	8.756	17:57:19.065
2 -	32.136	45.699	23.514	1:41.349	86.43	1.168	17:59:00.414
3 -	32.094	45.144	23.788	1:41.026 (3)	86.70	0.845	18:00:41.440
4 -	32.954	44.720	23.599	1:41.273	86.49	1.092	18:02:22.713
5 -	32.466	44.640	23.746	1:40.852 (2)	86.85	0.671	18:04:03.565
6 -	31.586	44.907	23.688	1:40.181 (1)	87.44		18:05:43.746

P17 52 C		Scott FORBES-COWDRY		Yamaha R6 13S -			
IDEAL LAP TIME : 1:40.249		BEST LAP TIME : 1:40.266		DIFFERENCE : 0.017			
LAP	SECTOR 1	SECTOR 2	SECTOR 3	LAP TIME	MPH	DIFF	TIME OF DAY
1 -		44.711	23.528	1:47.943	81.15	7.677	17:57:18.071
2 -	32.752	45.072	23.654	1:41.478 (3)	86.32	1.212	17:58:59.549
3 -	32.759	45.042	23.804	1:41.605	86.21	1.339	18:00:41.154
4 -	32.986	44.398	23.607	1:40.991 (2)	86.73	0.725	18:02:22.145
5 -	32.751	44.648	24.137	1:41.536	86.27	1.270	18:04:03.681
6 -	32.753	43.970	23.543	1:40.266 (1)	87.36		18:05:43.947

P18 23		Austin WREN		Triumph Daytona - DWAI Racing			
IDEAL LAP TIME : 1:39.908		BEST LAP TIME : 1:40.542		DIFFERENCE : 0.634			
LAP	SECTOR 1	SECTOR 2	SECTOR 3	LAP TIME	MPH	DIFF	TIME OF DAY
1 -		44.909	23.268	1:46.912	81.93	6.370	17:57:17.040
2 -	32.090	44.863	23.873	1:40.826 (2)	86.88	0.284	17:58:57.866
3 -	31.777	45.335	23.430	1:40.542 (1)	87.12		18:00:38.408
4 -	32.277	45.248	23.853	1:41.378 (3)	86.40	0.836	18:02:19.786
5 -	32.118	45.894	23.780	1:41.792	86.05	1.250	18:04:01.578
6 -	32.163	46.268	24.381	1:42.812	85.20	2.270	18:05:44.390

P19 43 C		Daniel SALES		Yamaha R6 - Team Freddie, Ron & Frankie			
IDEAL LAP TIME : 1:38.560		BEST LAP TIME : 1:39.673		DIFFERENCE : 1.113			
LAP	SECTOR 1	SECTOR 2	SECTOR 3	LAP TIME	MPH	DIFF	TIME OF DAY
1 -		46.977	23.541	1:51.023	78.90	11.350	17:57:21.151
2 -	31.103	45.540	23.030	1:39.673 (1)	87.88		17:59:00.824
3 -	33.056	45.900	23.721	1:42.677	85.31	3.004	18:00:43.501
4 -	32.007	45.184	23.262	1:40.453 (3)	87.20	0.780	18:02:23.954
5 -	31.883	44.427	23.645	1:39.955 (2)	87.63	0.282	18:04:03.909
6 -	32.924	44.816	23.165	1:40.905	86.81	1.232	18:05:44.814

P20 8 C		Dave SAUNDERS		Honda CBR600 - ETR Building & Civil Engineering Ltd			
IDEAL LAP TIME : 1:39.812		BEST LAP TIME : 1:40.586		DIFFERENCE : 0.774			
LAP	SECTOR 1	SECTOR 2	SECTOR 3	LAP TIME	MPH	DIFF	TIME OF DAY
1 -		45.583	23.912	1:48.685	80.59	8.099	17:57:18.813
2 -	31.783	46.585	23.686	1:42.054	85.83	1.468	17:59:00.867
3 -	32.050	45.014	23.990	1:41.054 (2)	86.68	0.468	18:00:41.921
4 -	32.748	44.879	23.576	1:41.203	86.55	0.617	18:02:23.124
5 -	32.336	45.131	23.721	1:41.188 (3)	86.56	0.602	18:04:04.312
6 -	32.056	44.453	24.077	1:40.586 (1)	87.08		18:05:44.898

BMCRC - MRO Championships 2021 - Rnd 4 @ Brands Hatch GP

Team Respro MRO 600 & DART Motorsport Clubman 600

RACE 17 - SECTOR ANALYSIS



SECTOR 1 = FL to I1, SECTOR 2 = I1 to I2, SECTOR 3 = I2 to FL, DIFF = Difference To Personal Best Lap, P = Crossed Finish Line in Pit Lane, D = Time Disallowed

P21 83		Talan SKEELS-PIGGINS		Yamaha R6 - Talan Racing			
IDEAL LAP TIME : 1:43.017		BEST LAP TIME : 1:43.516		DIFFERENCE : 0.499			
LAP	SECTOR 1	SECTOR 2	SECTOR 3	LAP TIME	MPH	DIFF	TIME OF DAY
1 -		46.835	24.371	1:52.102	78.14	8.586	17:57:22.230
2 -	33.035	46.752	24.668	1:44.455 (2)	83.86	0.939	17:59:06.685
3 -	33.151	46.608	24.697	1:44.456 (3)	83.86	0.940	18:00:51.141
4 -	32.920	45.845	24.751	1:43.516 (1)	84.62		18:02:34.657
5 -	33.529	46.872	25.103	1:45.504	83.02	1.988	18:04:20.161
6 -	32.801	47.210	24.664	1:44.675	83.68	1.159	18:06:04.836

P22 117 C		Benjamin STONARD		Yamaha R6 - BJ Signs & Decals LTD			
IDEAL LAP TIME : 1:42.865		BEST LAP TIME : 1:43.521		DIFFERENCE : 0.656			
LAP	SECTOR 1	SECTOR 2	SECTOR 3	LAP TIME	MPH	DIFF	TIME OF DAY
1 -		47.284	24.417	1:51.615	78.48	8.094	17:57:21.743
2 -	32.937	47.075	24.603	1:44.615 (3)	83.73	1.094	17:59:06.358
3 -	33.454	46.024	24.043	1:43.521 (1)	84.61		18:00:49.879
4 -	32.840	46.636	24.372	1:43.848 (2)	84.35	0.327	18:02:33.727
5 -	33.672	47.251	25.249	1:46.172	82.50	2.651	18:04:19.899
6 -	34.280	46.875	24.001	1:45.156	83.30	1.635	18:06:05.055

P23 287 C		David TREVEIL		Yamaha YZF-R6 -			
IDEAL LAP TIME : 1:45.611		BEST LAP TIME : 1:45.650		DIFFERENCE : 0.039			
LAP	SECTOR 1	SECTOR 2	SECTOR 3	LAP TIME	MPH	DIFF	TIME OF DAY
1 -		48.682	24.967	1:56.111	75.44	10.461	17:57:26.239
2 -	33.970	48.308	25.062	1:47.340	81.60	1.690	17:59:13.579
3 -	33.511	48.267	24.625	1:46.403	82.32	0.753	18:00:59.982
4 -	33.420	48.161	24.473	1:46.054 (2)	82.59	0.404	18:02:46.036
5 -	33.308	47.830	24.512	1:45.650 (1)	82.91		18:04:31.686
6 -	33.718	47.875	24.483	1:46.076 (3)	82.58	0.426	18:06:17.762

P24 134		Donald GILBERT		Kawasaki ZX6R - S and N tyres			
IDEAL LAP TIME : 1:36.058		BEST LAP TIME : 1:36.058		DIFFERENCE : 0.000			
LAP	SECTOR 1	SECTOR 2	SECTOR 3	LAP TIME	MPH	DIFF	TIME OF DAY
1 -		42.995	22.565	1:41.080 (3)	86.66	5.022	17:57:11.208
2 -	30.781	42.829	22.448	1:36.058 (1)	91.19		17:58:47.266
3 -	30.997	43.297	25.973	1:40.267 (2)	87.36	4.209	18:00:27.533

Weather / Track : Sunny / Dry

Brands Hatch GP
Circuit Length = 2.4332 miles
Start: 17:55 Flag 18:05 End: 18:06

BMCRC - MRO Championships 2021 - Rnd 4 @ Brands Hatch GP

Team Respro MRO 600 & DART Motorsport Clubman 600

RACE 17 - BEST SECTORS

SECTOR 1			SECTOR 2			SECTOR 3			IDEAL / BEST COMPARISON						
POS	NO	NAME	TIME	NO	NAME	TIME	NO	NAME	TIME	POS	NO	NAME	IDEAL	BEST	DIFF
												PERFECT LAP	1:33.541		
1	26	WHITE	29.651	26	WHITE	41.762	26	WHITE	22.128	1	26	WHITE	1:33.541	1:33.541	0.000
2	17	BAKER	29.828	9	WALSH	42.008	9	WALSH	22.152	2	9	WALSH	1:34.229	1:34.854	0.625
3	77	WEEDEN	29.980	188	KRAWIECKI	42.073	45	PEAD	22.227	3	77	WEEDEN	1:34.564	1:34.789	0.225
4	9	WALSH	30.069	56	MILLS	42.121	77	WEEDEN	22.273	4	17	BAKER	1:34.603	1:34.795	0.192
5	56	MILLS	30.092	45	PEAD	42.124	56	MILLS	22.407	5	56	MILLS	1:34.620	1:34.738	0.118
6	188	KRAWIECKI	30.146	17	BAKER	42.289	134	GILBERT	22.448	6	45	PEAD	1:34.648	1:34.878	0.230
7	2	GILL	30.273	77	WEEDEN	42.311	17	BAKER	22.486	7	188	KRAWIECKI	1:34.730	1:34.808	0.078
8	45	PEAD	30.297	134	GILBERT	42.829	188	KRAWIECKI	22.511	8	2	GILL	1:35.917	1:36.189	0.272
9	3	LAMBDEN	30.512	2	GILL	42.833	7	BENSTED	22.746	9	134	GILBERT	1:36.058	1:36.058	0.000
10	132	GILBERT	30.629	3	LAMBDEN	43.233	3	LAMBDEN	22.788	10	3	LAMBDEN	1:36.533	1:36.638	0.105
11	13	EDMONDSON	30.671	132	GILBERT	43.239	13	EDMONDSON	22.808	11	132	GILBERT	1:36.683	1:37.109	0.426
12	134	GILBERT	30.781	818	BARKER	43.247	2	GILL	22.811	12	818	BARKER	1:37.041	1:37.275	0.234
13	7	BENSTED	30.912	37	LATHAM	43.527	132	GILBERT	22.815	13	13	EDMONDSON	1:37.207	1:37.531	0.324
14	818	BARKER	30.970	13	EDMONDSON	43.728	818	BARKER	22.824	14	7	BENSTED	1:37.419	1:37.600	0.181
15	43	SALES	31.103	7	BENSTED	43.761	37	LATHAM	22.862	15	37	LATHAM	1:37.575	1:37.921	0.346
16	37	LATHAM	31.186	52	FORBES-COWDRY	43.970	43	SALES	23.030	16	43	SALES	1:38.560	1:39.673	1.113
17	192	MOFFA	31.586	43	SALES	44.427	23	WREN	23.268	17	100	HOWTON	1:39.573	1:39.657	0.084
18	100	HOWTON	31.734	8	SAUNDERS	44.453	100	HOWTON	23.369	18	192	MOFFA	1:39.701	1:40.181	0.480
19	23	WREN	31.777	100	HOWTON	44.470	192	MOFFA	23.475	19	8	SAUNDERS	1:39.812	1:40.586	0.774
20	8	SAUNDERS	31.783	192	MOFFA	44.640	52	FORBES-COWDRY	23.528	20	23	WREN	1:39.908	1:40.542	0.634
21	52	FORBES-COWDRY	32.751	23	WREN	44.863	8	SAUNDERS	23.576	21	52	FORBES-COWDRY	1:40.249	1:40.266	0.017
22	83	SKEELS-PIGGINS	32.801	83	SKEELS-PIGGINS	45.845	117	STONARD	24.001	22	117	STONARD	1:42.865	1:43.521	0.656
23	117	STONARD	32.840	117	STONARD	46.024	83	SKEELS-PIGGINS	24.371	23	83	SKEELS-PIGGINS	1:43.017	1:43.516	0.499
24	287	TREVEIL	33.308	287	TREVEIL	47.830	287	TREVEIL	24.473	24	287	TREVEIL	1:45.611	1:45.650	0.039
25															

Weather / Track : Sunny / Dry

Results can be found at www.tsl-timing.com

Brands Hatch GP
Circuit Length = 2.4332 miles
Start: 17:55 Flag 18:05 End: 18:06

Printed - 18:08 Saturday, 17 July 2021

BMCRC - MRO Championships 2021 - Rnd 4 @ Brands Hatch GP

Team Respro MRO 600 & DART Motorsport Clubman 600

RACE 17 - STATISTICS

Competitors Started	24
Planned Start	2021-07-17 @ 17:20:00.000
Actual Start	2021-07-17 @ 17:55:30.127
Finish Time	2021-07-17 @ 18:05:06.537
Track Length	2.4332mi.
Total Laps	141
Total Distance Covered	343.0938mi.

Session Fastest Lap History

NO	CL	NAME	LAP TIME	TIME OF DAY	LAP	VEHICLE
188		Dawid KRAWIECKI	1:40.475	17:57:10.627	1	Yamaha R6
188		Dawid KRAWIECKI	1:35.620	17:58:46.246	2	Yamaha R6
17		Philip BAKER	1:34.875	17:58:46.380	2	Yamaha R6
26		William WHITE	1:34.683	17:58:48.697	2	Triumph Daytona
26		William WHITE	1:33.541	18:01:57.175	4	Triumph Daytona

Session Leader History

NO	CL	NAME	FROM LAP	LAPS LED	DISTANCE	VEHICLE
188		Dawid KRAWIECKI	1	4	9.73 miles	Yamaha R6
17		Philip BAKER	5	1	2.43 miles	Yamaha R6
26		William WHITE	6	1	2.43 miles	Triumph Daytona

Flag History

TYPE	TIME OF DAY
GREEN	17:55:30.127
FINISH	18:05:06.537

Flag Statistics

TYPE	COUNT	TOTAL LAPS	TOTAL TIME
Green	1	6	10:53.120
Red	0	0	0.000
Safety Car	0	0	0.000
FCY	0	0	0.000

BMCRC - MRO Championships 2021 - Rnd 4 @ Brands Hatch GP

Team Respro MRO 600 & DART Motorsport Clubman 600

RACE 17 - STATISTICS

CLASS :

13 Starters

Fastest Lap History

NO	NAME	LAP TIME	TIME OF DAY	LAP	VEHICLE
188	Dawid KRAWIECKI	1:40.475	17:57:10.627	1	Yamaha R6
188	Dawid KRAWIECKI	1:35.620	17:58:46.246	2	Yamaha R6
17	Philip BAKER	1:34.875	17:58:46.380	2	Yamaha R6
26	William WHITE	1:34.683	17:58:48.697	2	Triumph Daytona
26	William WHITE	1:33.541	18:01:57.175	4	Triumph Daytona

Leader History

NO	NAME	FROM LAP	LAPS LED	DISTANCE	VEHICLE
188	Dawid KRAWIECKI	1	4	9.73 miles	Yamaha R6
17	Philip BAKER	5	1	2.43 miles	Yamaha R6
26	William WHITE	6	1	2.43 miles	Triumph Daytona

Weather / Track : Sunny / Dry

Results can be found at www.tsl-timing.com

Page 2 of 3

Brands Hatch GP
Circuit Length = 2.4332 miles
Start: 17:55 Flag 18:05 End: 18:06

Printed - 18:08 Saturday, 17 July 2021

BMCRC - MRO Championships 2021 - Rnd 4 @ Brands Hatch GP

Team Respro MRO 600 & DART Motorsport Clubman 600

RACE 17 - STATISTICS

CLASS : C

11 Starters

Fastest Lap History

NO	NAME	LAP TIME	TIME OF DAY	LAP	VEHICLE
37	Alexander LATHAM	1:43.951	17:57:14.079	1	Triumph Daytona
132	Mitchell GILBERT	1:37.376	17:58:51.760	2	Suzuki GSXR 600
132	Mitchell GILBERT	1:37.109	18:02:06.263	4	Suzuki GSXR 600

Leader History

NO	NAME	FROM LAP	LAPS LED	DISTANCE	VEHICLE
37	Alexander LATHAM	1	1	2.43 miles	Triumph Daytona
132	Mitchell GILBERT	2	5	12.16 miles	Suzuki GSXR 600

BMCRC - MRO Championships 2021 - Rnd 4 @ Brands Hatch GP

Team Respro MRO 600 & DART Motorsport Clubman 600

RACE 8 - GRID (7 Laps)

ROW 12	36		35	112 James NAGY	34	70 Sean HALL	
ROW 11		33	144 Nick CRONIN	32	212 Matt PALLETT	31	624 Matthew FEDRICK
ROW 10	30	51 Ross CLARKE	29	99 Michael SIMMONS	28	95 Grant ROBERTSON	
ROW 9		27	321 Martin MORRIS	26	200 Dan BURNHAM	25	118 Jim COYLE
ROW 8	24	1:45.650 287 David TREVEIL	23	1:43.521 117 Benjamin STONARD	22	1:43.516 83 Talan SKEELS-PIGGINS	
ROW 7		21	1:40.586 8 Dave SAUNDERS	20	1:40.542 23 Austin WREN	19	1:40.266 52 Scott FORBES-COWDRY
ROW 6	18	1:40.181 192 Daniel MOFFA	17	1:39.673 43 Daniel SALES	16	1:39.657 100 Craig HOWTON	
ROW 5		15	1:37.921 37 Alexander LATHAM	14	1:37.600 7 Thomas BENSTED	13	1:37.531 13 Doug EDMONDSON
ROW 4	12	1:37.275 818 Alex BARKER	11	1:37.109 132 Mitchell GILBERT	10	1:36.638 3 Joey LAMBDEN	
ROW 3		9	1:36.189 2 Andrew GILL	8	1:36.058 134 Donald GILBERT	7	1:34.878 45 Ed PEAD
ROW 2	6	1:34.854 9 Glenn WALSH	5	1:34.808 188 Dawid KRAWIECKI	4	1:34.795 17 Philip BAKER	
ROW 1		3	1:34.789 77 Tom WEEDEN	2	1:34.738 56 Michael MILLS	1	1:33.541 26 William WHITE

Pole

These results are provisional until the conclusion of any judicial and technical matters.

Brands Hatch GP
Circuit Length = 2.4332 miles

Clerk Of Course :	Stewards :	Timekeeper : Craig Smith
-------------------	------------	--------------------------

Results can be found at www.tsl-timing.com

Printed - 18:09 Saturday, 17 July 2021



BMCRC - MRO Championships 2021 - Rnd 4 @ Brands Hatch GP

Team Respro MRO 600 & DART Motorsport Clubman 600

RACE 8 - CLASSIFICATION

POS	NO	CL	PIC NAME	ENTRY	LAPS	TIME	GAP	DIFF	MPH	BEST	ON
1	188		1 Dawid KRAWIECKI	Yamaha R6 - Code Blue LTD & D A East Electrical	7	11:06.037			92.06	1:33.614	7
2	56		2 Michael MILLS	Yamaha R6 - A51 Racing, The Wokingham Bar Con	7	11:06.522	0.485	0.485	91.99	1:34.155	7
3	45		3 Ed PEAD	Yamaha R6 -	7	11:07.427	1.390	0.905	91.87	1:33.735	3
4	17		4 Philip BAKER	Yamaha R6 - R & M plant Theo & Debbie	7	11:07.811	1.774	0.384	91.82	1:33.345	7
5	9		5 Glenn WALSH	Yamaha R6 - Walters Medical	7	11:09.765	3.728	1.954	91.55	1:34.025	2
6	134		6 Donald GILBERT	Kawasaki ZX6R - S and N tyres	7	11:17.289	11.252	7.524	90.53	1:35.584	2
7	112		7 James NAGY	Kawasaki ZX600R - Steelmate	7	11:17.378	11.341	0.089	90.52	1:34.838	6
8	77*		8 Tom WEEDEN	Yamaha R6 - Nobby Bear	7	11:18.084	12.047	0.706	90.42	1:34.030	2
9	2		9 Andrew GILL	Kawasaki ZX6R -	7	11:20.108	14.071	2.024	90.16	1:35.755	5
10	13		10 Doug EDMONDSON	Yamaha R6 - Stan Stephens Tuning	7	11:20.518	14.481	0.410	90.10	1:35.732	6
11	132	C	1 Mitchell GILBERT	Suzuki GSXR 600 - The Asap group	7	11:21.951	15.914	1.433	89.91	1:35.820	7
12	95		11 Grant ROBERTSON	Kawasaki ZX6R -	7	11:29.851	23.814	7.900	88.88	1:36.579	7
13	818	C	2 Alex BARKER	Yamaha R6 - Barker Woodrow LTD	7	11:31.362	25.325	1.511	88.69	1:36.515	7
14	37	C	3 Alexander LATHAM	Triumph Daytona - BR-8 / McCrash Racing	7	11:31.752	25.715	0.390	88.64	1:37.034	5
15	3		12 Joey LAMB DEN	Kawasaki ZX600 RBF -	7	11:32.311	26.274	0.559	88.57	1:37.263	3
16	100	C	4 Craig HOWTON	Kawasaki ZX6R - ME	7	11:32.588	26.551	0.277	88.53	1:37.589	6
17	7	C	5 Thomas BENSTED	Triumph Daytona - Significant Debt Racing	7	11:35.404	29.367	2.816	88.17	1:37.717	5
18	52	C	6 Scott FORBES-COWDRY	Yamaha R6 13S -	7	11:44.849	38.812	9.445	86.99	1:38.578	7
19	192	C	7 Daniel MOFFA	Kawasaki ZX6R - DM Racing	7	11:45.641	39.604	0.792	86.89	1:38.572	5
20	51	C	8 Ross CLARKE	Kawasaki ZX600RR - Ross clarke Farriery	7	11:45.948	39.911	0.307	86.86	1:37.137	6
21	8	C	9 Dave SAUNDERS	Honda CBR600 - ETR Building & Civil Engineering L	7	11:46.332	40.295	0.384	86.81	1:39.423	4
22	43	C	10 Daniel SALES	Yamaha R6 - Team Freddie, Ron & Frankie	7	11:48.210	42.173	1.878	86.58	1:38.905	7
23	23		13 Austin WREN	Triumph Daytona - DWAI Racing	7	12:04.838	58.801	16.628	84.59	1:40.355	2
24	117	C	11 Benjamin STONARD	Yamaha R6 - BJ Signs & Decals LTD	7	12:18.135	1:12.098	13.297	83.07	1:43.489	2
25	287	C	12 David TREVEIL	Yamaha YZF-R6 -	7	12:34.320	1:28.283	16.185	81.29	1:45.718	2

NOT CLASSIFIED

DNF	26		William WHITE	Triumph Daytona - JP. Guivier	6	9:34.656	1 Lap	1 Lap	91.46	1:34.080	3
DNF	83		Talan SKEELS-PIGGINS	Yamaha R6 - Talan Racing	2	3:31.824	5 Laps	4 Laps	82.70	1:41.058	2

FASTEST LAP

	17		Philip BAKER	Yamaha R6 - R & M plant Theo & Debbie	7	1:33.345			93.84 mph	151.02 kph	
	132	C	Mitchell GILBERT	Suzuki GSXR 600 - The Asap group	7	1:35.820			91.41 mph	147.12 kph	

* Bike 77 - 10 second penalty - jump start
 Class - 92.5% of Race Speed = 85.15 mph
 Class C - 92.5% of Race Speed = 83.16 mph

Brands Hatch GP: 2.4332 miles
 Race Distance: 7 Laps / 17.03 miles
 Start: 12:59 Flag 13:10 End: 13:11

Weather / Track : Sunny / Dry

These results are provisional until the conclusion of any judicial and technical matters.

Clerk Of Course :	Stewards :	Timekeeper : Craig Smith
-------------------	------------	--------------------------

Results can be found at www.tsl-timing.com

Printed - 13:15 Sunday, 18 July 2021



BMCRC - MRO Championships 2021 - Rnd 4 @ Brands Hatch GP

Team Respro MRO 600 & DART Motorsport Clubman 600

RACE 8 - LAP CHART

LAP 1 @ 13:00:49.851

NO	BEHIND	LAP TIME
26		1:39.457
56	0.195	1:39.652
188	0.507	1:39.964
9	0.924	1:40.381
77	1.291	1:40.748
134	1.656	1:41.113
45	1.895	1:41.352
17	2.025	1:41.482
2	3.115	1:42.572
13	3.392	1:42.849
132	3.739	1:43.196
3	4.064	1:43.521
100	4.705	1:44.162
37	4.917	1:44.374
818	5.116	1:44.573
112	5.156	1:44.613
95	5.324	1:44.781
7	5.613	1:45.070
23	7.682	1:47.139
8	8.148	1:47.605
52	8.424	1:47.881
192	9.070	1:48.527
43	9.789	1:49.246
117	10.957	1:50.414
83	11.309	1:50.766
51	11.379	1:50.836
287	14.662	1:54.119

LAP 2 @ 13:02:24.006

NO	BEHIND	LAP TIME
26		1:34.155
188	0.257	1:33.905
56	0.648	1:34.608
9	0.794	1:34.025
77	1.166	1:34.030
17	1.726	1:33.856
45	2.599	1:34.859
134	3.085	1:35.584
2	5.518	1:36.558
13	5.777	1:36.540
132	6.043	1:36.459
112	7.421	1:36.420
3	7.499	1:37.590
100	9.126	1:38.576
37	9.257	1:38.495
95	9.365	1:38.196
7	9.374	1:37.916
818	9.561	1:38.600
23	13.882	1:40.355
8	13.939	1:39.946
52	14.278	1:40.009
192	14.811	1:39.896
43	15.643	1:40.009
83	18.212	1:41.058
51	18.486	1:41.262
117	20.291	1:43.489
287	26.225	1:45.718

LAP 3 @ 13:03:58.086

NO	BEHIND	LAP TIME
26		1:34.080

188	0.181	1:34.004
56	0.871	1:34.303
9	1.060	1:34.346
77	1.211	1:34.125
17	1.945	1:34.299
45	2.254	1:33.735
134	5.192	1:36.187
2	7.627	1:36.189
13	7.840	1:36.143
132	8.265	1:36.302
112	8.491	1:35.150
3	10.682	1:37.263
95	13.118	1:37.833
100	13.571	1:38.525
37	13.655	1:38.478
7	13.796	1:38.502
818	13.984	1:38.503
8	19.344	1:39.485
52	20.854	1:40.656
192	22.344	1:41.613
23	22.783	1:42.981
43	22.940	1:41.377
51	23.027	1:38.621
117	31.513	1:45.302
287	38.601	1:46.456

LAP 4 @ 13:05:32.187

NO	BEHIND	LAP TIME
26		1:34.101
188	0.162	1:34.082
56	1.142	1:34.372
77	1.393	1:34.283
9	1.714	1:34.755
17	1.973	1:34.129
45	2.075	1:33.922
134	7.491	1:36.400
112	9.528	1:35.138
2	10.067	1:36.541
13	10.677	1:36.938
132	11.203	1:37.039
3	14.941	1:38.360
95	16.543	1:37.526
37	17.151	1:37.597
100	17.582	1:38.112
7	18.071	1:38.376
818	18.261	1:38.378
8	24.666	1:39.423
52	25.995	1:39.242
192	27.335	1:39.092
43	29.016	1:40.177
51	29.574	1:40.648
23	32.584	1:43.902
117	42.257	1:44.845
287	51.705	1:47.205

LAP 5 @ 13:07:07.653

NO	BEHIND	LAP TIME
26		1:35.466
188	0.100	1:35.404
56	0.159	1:34.483
77	0.272	1:34.345
9	0.764	1:34.516
45	0.805	1:34.196
17	0.924	1:34.417

134	8.167	1:36.142
112	9.456	1:35.394
2	10.356	1:35.755
13	11.191	1:35.980
132	12.122	1:36.385
95	18.497	1:37.420
37	18.719	1:37.034
3	19.355	1:39.880
100	19.867	1:37.751
7	20.322	1:37.717
818	20.456	1:37.661
8	29.439	1:40.239
52	30.095	1:39.566
192	30.441	1:38.572
43	32.600	1:39.050
51	32.840	1:38.732
23	40.907	1:43.789
117	51.933	1:45.142
287	1:03.580	1:47.341

LAP 6 @ 13:08:42.761

NO	BEHIND	LAP TIME
56		1:34.949
188	0.056	1:35.064
45	1.102	1:35.405
77	1.623	1:36.459
9	2.033	1:36.377
17	2.099	1:36.283
26	2.289	1:37.397
134	8.646	1:35.587
112	9.186	1:34.838
2	11.240	1:35.992
13	11.815	1:35.732
132	13.764	1:36.750
37	20.845	1:37.234
95	20.905	1:37.516
3	21.610	1:37.363
100	22.348	1:37.589
818	22.480	1:37.132
7	23.365	1:38.151
52	33.904	1:38.917
8	34.404	1:40.073
192	34.477	1:39.144
51	34.869	1:37.137
43	36.938	1:39.446
23	49.253	1:43.454
117	1:02.036	1:45.211
287	1:15.083	1:46.611

LAP 7 @ 13:10:16.431

NO	BEHIND	LAP TIME
188		1:33.614
56	0.485	1:34.155
45	1.390	1:33.958
17	1.774	1:33.345
77	2.047	1:34.094
9	3.728	1:35.365
134	11.252	1:36.276
112	11.341	1:35.825
2	14.071	1:36.501
13	14.481	1:36.336
132	15.914	1:35.820
95	23.814	1:36.579
818	25.325	1:36.515

Brands Hatch GP

Circuit Length = 2.4332 miles

Start: 12:59 Flag 13:10 End: 13:11

Weather / Track : Sunny / Dry

Results can be found at www.tsl-timing.com

Printed - 13:16 Sunday, 18 July 2021

BMCRC - MRO Championships 2021 - Rnd 4 @ Brands Hatch GP

Team Respro MRO 600 & DART Motorsport Clubman 600

RACE 8 - SECTOR ANALYSIS



SECTOR 1 = FL to I1, SECTOR 2 = I1 to I2, SECTOR 3 = I2 to FL, DIFF = Difference To Personal Best Lap, P = Crossed Finish Line in Pit Lane, D = Time Disallowed

P1 188		Dawid KRAWIECKI		Yamaha R6 - Code Blue LTD & D A East Electrical			
IDEAL LAP TIME : 1:33.405		BEST LAP TIME : 1:33.614		DIFFERENCE : 0.209			
LAP	SECTOR 1	SECTOR 2	SECTOR 3	LAP TIME	MPH	DIFF	TIME OF DAY
1 -		42.534	22.201	1:39.964	87.62	6.350	13:00:50.358
2 -	29.876	41.839	22.190	1:33.905 (2)	93.28	0.291	13:02:24.263
3 -	29.770	42.196	22.038	1:34.004 (3)	93.18	0.390	13:03:58.267
4 -	30.013	42.063	22.006	1:34.082	93.10	0.468	13:05:32.349
5 -	30.088	42.971	22.345	1:35.404	91.81	1.790	13:07:07.753
6 -	30.863	41.931	22.270	1:35.064	92.14	1.450	13:08:42.817
7 -	29.725	41.674	22.215	1:33.614 (1)	93.57		13:10:16.431

P2 56		Michael MILLS		Yamaha R6 - A51 Racing, The Wokingham Bar Company			
IDEAL LAP TIME : 1:33.867		BEST LAP TIME : 1:34.155		DIFFERENCE : 0.288			
LAP	SECTOR 1	SECTOR 2	SECTOR 3	LAP TIME	MPH	DIFF	TIME OF DAY
1 -		43.095	22.218	1:39.652	87.90	5.497	13:00:50.046
2 -	30.002	42.326	22.280	1:34.608	92.59	0.453	13:02:24.654
3 -	29.910	42.091	22.302	1:34.303 (2)	92.89	0.148	13:03:58.957
4 -	30.121	41.950	22.301	1:34.372 (3)	92.82	0.217	13:05:33.329
5 -	30.080	42.094	22.309	1:34.483	92.71	0.328	13:07:07.812
6 -	30.539	42.010	22.400	1:34.949	92.25	0.794	13:08:42.761
7 -	30.026	41.739	22.390	1:34.155 (1)	93.03		13:10:16.916

P3 45		Ed PEAD		Yamaha R6 -			
IDEAL LAP TIME : 1:33.557		BEST LAP TIME : 1:33.735		DIFFERENCE : 0.178			
LAP	SECTOR 1	SECTOR 2	SECTOR 3	LAP TIME	MPH	DIFF	TIME OF DAY
1 -		42.937	22.421	1:41.352	86.42	7.617	13:00:51.746
2 -	30.479	42.110	22.270	1:34.859	92.34	1.124	13:02:26.605
3 -	30.058	41.665	22.012	1:33.735 (1)	93.45		13:04:00.340
4 -	29.880	41.922	22.120	1:33.922 (2)	93.26	0.187	13:05:34.262
5 -	30.304	41.749	22.143	1:34.196	92.99	0.461	13:07:08.458
6 -	30.594	42.581	22.230	1:35.405	91.81	1.670	13:08:43.863
7 -	30.009	41.773	22.176	1:33.958 (3)	93.23	0.223	13:10:17.821

P4 17		Philip BAKER		Yamaha R6 - R & M plant Theo & Debbie			
IDEAL LAP TIME : 1:33.345		BEST LAP TIME : 1:33.345		DIFFERENCE : 0.000			
LAP	SECTOR 1	SECTOR 2	SECTOR 3	LAP TIME	MPH	DIFF	TIME OF DAY
1 -		42.618	22.277	1:41.482	86.31	8.137	13:00:51.876
2 -	29.810	41.772	22.274	1:33.856 (2)	93.33	0.511	13:02:25.732
3 -	29.923	42.131	22.245	1:34.299	92.89	0.954	13:04:00.031
4 -	29.803	42.053	22.273	1:34.129 (3)	93.06	0.784	13:05:34.160
5 -	30.245	42.130	22.042	1:34.417	92.77	1.072	13:07:08.577
6 -	30.902	42.798	22.583	1:36.283	90.98	2.938	13:08:44.860
7 -	29.738	41.596	22.011	1:33.345 (1)	93.84		13:10:18.205

P5 9		Glenn WALSH		Yamaha R6 - Walters Medical			
IDEAL LAP TIME : 1:33.835		BEST LAP TIME : 1:34.025		DIFFERENCE : 0.190			
LAP	SECTOR 1	SECTOR 2	SECTOR 3	LAP TIME	MPH	DIFF	TIME OF DAY
1 -		42.935	22.395	1:40.381	87.26	6.356	13:00:50.775
2 -	29.682	42.099	22.244	1:34.025 (1)	93.16		13:02:24.800
3 -	30.098	41.967	22.281	1:34.346 (2)	92.84	0.321	13:03:59.146
4 -	30.146	42.423	22.186	1:34.755	92.44	0.730	13:05:33.901
5 -	29.936	42.278	22.302	1:34.516 (3)	92.68	0.491	13:07:08.417
6 -	30.965	42.734	22.678	1:36.377	90.89	2.352	13:08:44.794
7 -	30.213	42.352	22.800	1:35.365	91.85	1.340	13:10:20.159

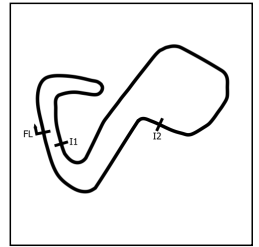
Weather / Track : Sunny / Dry

Brands Hatch GP
 Circuit Length = 2.4332 miles
 Start: 12:59 Flag 13:10 End: 13:11

BMCRC - MRO Championships 2021 - Rnd 4 @ Brands Hatch GP

Team Respro MRO 600 & DART Motorsport Clubman 600

RACE 8 - SECTOR ANALYSIS



SECTOR 1 = FL to I1, SECTOR 2 = I1 to I2, SECTOR 3 = I2 to FL, DIFF = Difference To Personal Best Lap, P = Crossed Finish Line in Pit Lane, D = Time Disallowed

P6 134		Donald GILBERT		Kawasaki ZX6R - S and N tyres			
IDEAL LAP TIME : 1:35.087		BEST LAP TIME : 1:35.584		DIFFERENCE : 0.497			
LAP	SECTOR 1	SECTOR 2	SECTOR 3	LAP TIME	MPH	DIFF	TIME OF DAY
1 -		43.000	22.366	1:41.113	86.63	5.529	13:00:51.507
2 -	30.116	42.711	22.757	1:35.584 (1)	91.64		13:02:27.091
3 -	30.711	42.924	22.552	1:36.187	91.07	0.603	13:04:03.278
4 -	30.836	43.055	22.509	1:36.400	90.86	0.816	13:05:39.678
5 -	30.448	42.979	22.715	1:36.142 (3)	91.11	0.558	13:07:15.820
6 -	30.464	42.605	22.518	1:35.587 (2)	91.64	0.003	13:08:51.407
7 -	30.703	42.893	22.680	1:36.276	90.98	0.692	13:10:27.683

P7 112		James NAGY		Kawasaki ZX600R - Steelmate			
IDEAL LAP TIME : 1:34.524		BEST LAP TIME : 1:34.838		DIFFERENCE : 0.314			
LAP	SECTOR 1	SECTOR 2	SECTOR 3	LAP TIME	MPH	DIFF	TIME OF DAY
1 -		43.623	22.695	1:44.613	83.73	9.775	13:00:55.007
2 -	30.921	42.958	22.541	1:36.420	90.85	1.582	13:02:31.427
3 -	30.464	42.200	22.486	1:35.150 (3)	92.06	0.312	13:04:06.577
4 -	30.287	42.379	22.472	1:35.138 (2)	92.07	0.300	13:05:41.715
5 -	30.526	42.491	22.377	1:35.394	91.82	0.556	13:07:17.109
6 -	30.416	42.385	22.037	1:34.838 (1)	92.36		13:08:51.947
7 -	30.308	43.003	22.514	1:35.825	91.41	0.987	13:10:27.772

P8 77		Tom WEEDEN		Yamaha R6 - Nobby Bear			
IDEAL LAP TIME : 1:33.595		BEST LAP TIME : 1:34.030		DIFFERENCE : 0.435			
LAP	SECTOR 1	SECTOR 2	SECTOR 3	LAP TIME	MPH	DIFF	TIME OF DAY
1 -		43.116	22.237	1:40.748	86.94	6.718	13:00:51.142
2 -	29.540	42.351	22.139	1:34.030 (1)	93.16		13:02:25.172
3 -	29.942	42.181	22.002	1:34.125 (3)	93.06	0.095	13:03:59.297
4 -	30.158	42.084	22.041	1:34.283	92.91	0.253	13:05:33.580
5 -	29.940	42.394	22.011	1:34.345	92.84	0.315	13:07:07.925
6 -	30.888	43.163	22.408	1:36.459	90.81	2.429	13:08:44.384
7 -	29.807	42.053	22.234	1:34.094 (2)	93.09	0.064	13:10:18.478

P9 2		Andrew GILL		Kawasaki ZX6R -			
IDEAL LAP TIME : 1:35.647		BEST LAP TIME : 1:35.755		DIFFERENCE : 0.108			
LAP	SECTOR 1	SECTOR 2	SECTOR 3	LAP TIME	MPH	DIFF	TIME OF DAY
1 -		43.264	22.807	1:42.572	85.40	6.817	13:00:52.966
2 -	30.649	42.965	22.944	1:36.558	90.72	0.803	13:02:29.524
3 -	30.506	42.762	22.921	1:36.189 (3)	91.06	0.434	13:04:05.713
4 -	30.673	43.284	22.584	1:36.541	90.73	0.786	13:05:42.254
5 -	30.529	42.630	22.596	1:35.755 (1)	91.48		13:07:18.009
6 -	30.518	42.608	22.866	1:35.992 (2)	91.25	0.237	13:08:54.001
7 -	30.455	43.120	22.926	1:36.501	90.77	0.746	13:10:30.502

P10 13		Doug EDMONDSON		Yamaha R6 - Stan Stephens Tuning			
IDEAL LAP TIME : 1:35.724		BEST LAP TIME : 1:35.732		DIFFERENCE : 0.008			
LAP	SECTOR 1	SECTOR 2	SECTOR 3	LAP TIME	MPH	DIFF	TIME OF DAY
1 -		43.276	22.930	1:42.849	85.17	7.117	13:00:53.243
2 -	30.672	42.976	22.892	1:36.540	90.73	0.808	13:02:29.783
3 -	30.514	42.920	22.709	1:36.143 (3)	91.11	0.411	13:04:05.926
4 -	30.790	43.262	22.886	1:36.938	90.36	1.206	13:05:42.864
5 -	30.603	42.763	22.614	1:35.980 (2)	91.26	0.248	13:07:18.844
6 -	30.407	42.771	22.554	1:35.732 (1)	91.50		13:08:54.576
7 -	30.625	43.052	22.659	1:36.336	90.93	0.604	13:10:30.912

Weather / Track : Sunny / Dry

Brands Hatch GP

Circuit Length = 2.4332 miles

Start: 12:59 Flag 13:10 End: 13:11

BMCRC - MRO Championships 2021 - Rnd 4 @ Brands Hatch GP

Team Respro MRO 600 & DART Motorsport Clubman 600

RACE 8 - SECTOR ANALYSIS



SECTOR 1 = FL to I1, SECTOR 2 = I1 to I2, SECTOR 3 = I2 to FL, DIFF = Difference To Personal Best Lap, P = Crossed Finish Line in Pit Lane, D = Time Disallowed

P11 132 C		Mitchell GILBERT		Suzuki GSXR 600 - The Asap group			
IDEAL LAP TIME : 1:35.467		BEST LAP TIME : 1:35.820		DIFFERENCE : 0.353			
LAP	SECTOR 1	SECTOR 2	SECTOR 3	LAP TIME	MPH	DIFF	TIME OF DAY
1 -		43.189	22.909	1:43.196	84.88	7.376	13:00:53.590
2 -	30.786	42.835	22.838	1:36.459	90.81	0.639	13:02:30.049
3 -	30.799	42.625	22.878	1:36.302 (2)	90.96	0.482	13:04:06.351
4 -	31.626	42.886	22.527	1:37.039	90.27	1.219	13:05:43.390
5 -	30.616	42.976	22.793	1:36.385 (3)	90.88	0.565	13:07:19.775
6 -	30.903	42.993	22.854	1:36.750	90.54	0.930	13:08:56.525
7 -	30.315	42.721	22.784	1:35.820 (1)	91.41		13:10:32.345

P12 95		Grant ROBERTSON		Kawasaki ZX6R -			
IDEAL LAP TIME : 1:36.579		BEST LAP TIME : 1:36.579		DIFFERENCE : 0.000			
LAP	SECTOR 1	SECTOR 2	SECTOR 3	LAP TIME	MPH	DIFF	TIME OF DAY
1 -		43.840	23.160	1:44.781	83.60	8.202	13:00:55.175
2 -	31.283	43.585	23.328	1:38.196	89.20	1.617	13:02:33.371
3 -	31.320	43.403	23.110	1:37.833	89.53	1.254	13:04:11.204
4 -	30.946	43.634	22.946	1:37.526	89.82	0.947	13:05:48.730
5 -	31.056	43.310	23.054	1:37.420 (2)	89.91	0.841	13:07:26.150
6 -	30.918	43.552	23.046	1:37.516 (3)	89.82	0.937	13:09:03.666
7 -	30.765	43.082	22.732	1:36.579 (1)	90.70		13:10:40.245

P13 818 C		Alex BARKER		Yamaha R6 - Barker Woodrow LTD			
IDEAL LAP TIME : 1:36.515		BEST LAP TIME : 1:36.515		DIFFERENCE : 0.000			
LAP	SECTOR 1	SECTOR 2	SECTOR 3	LAP TIME	MPH	DIFF	TIME OF DAY
1 -		43.855	23.271	1:44.573	83.76	8.058	13:00:54.967
2 -	32.025	43.613	22.962	1:38.600	88.84	2.085	13:02:33.567
3 -	31.533	44.048	22.922	1:38.503	88.92	1.988	13:04:12.070
4 -	31.476	43.923	22.979	1:38.378	89.04	1.863	13:05:50.448
5 -	31.082	43.687	22.892	1:37.661 (3)	89.69	1.146	13:07:28.109
6 -	31.100	43.317	22.715	1:37.132 (2)	90.18	0.617	13:09:05.241
7 -	30.994	42.898	22.623	1:36.515 (1)	90.76		13:10:41.756

P14 37 C		Alexander LATHAM		Triumph Daytona - BR-8 / McCrash Racing			
IDEAL LAP TIME : 1:36.686		BEST LAP TIME : 1:37.034		DIFFERENCE : 0.348			
LAP	SECTOR 1	SECTOR 2	SECTOR 3	LAP TIME	MPH	DIFF	TIME OF DAY
1 -		43.811	23.045	1:44.374	83.92	7.340	13:00:54.768
2 -	31.181	43.903	23.411	1:38.495	88.93	1.461	13:02:33.263
3 -	31.387	43.940	23.151	1:38.478	88.95	1.444	13:04:11.741
4 -	31.365	43.481	22.751	1:37.597 (3)	89.75	0.563	13:05:49.338
5 -	30.921	43.125	22.988	1:37.034 (1)	90.27		13:07:26.372
6 -	30.810	43.555	22.869	1:37.234 (2)	90.09	0.200	13:09:03.606
7 -	30.858	44.048	23.634	1:38.540	88.89	1.506	13:10:42.146

P15 3		Joey LAMB DEN		Kawasaki ZX600 RBF -			
IDEAL LAP TIME : 1:37.055		BEST LAP TIME : 1:37.263		DIFFERENCE : 0.208			
LAP	SECTOR 1	SECTOR 2	SECTOR 3	LAP TIME	MPH	DIFF	TIME OF DAY
1 -		43.600	22.989	1:43.521	84.61	6.258	13:00:53.915
2 -	31.293	43.410	22.887	1:37.590 (3)	89.76	0.327	13:02:31.505
3 -	30.928	43.341	22.994	1:37.263 (1)	90.06		13:04:08.768
4 -	31.510	43.693	23.157	1:38.360	89.05	1.097	13:05:47.128
5 -	30.870	45.407	23.603	1:39.880	87.70	2.617	13:07:27.008
6 -	30.925	43.594	22.844	1:37.363 (2)	89.97	0.100	13:09:04.371
7 -	30.976	44.225	23.133	1:38.334	89.08	1.071	13:10:42.705

Weather / Track : Sunny / Dry

Brands Hatch GP

Circuit Length = 2.4332 miles

Start: 12:59 Flag 13:10 End: 13:11

BMCRC - MRO Championships 2021 - Rnd 4 @ Brands Hatch GP

Team Respro MRO 600 & DART Motorsport Clubman 600

RACE 8 - SECTOR ANALYSIS



SECTOR 1 = FL to I1, SECTOR 2 = I1 to I2, SECTOR 3 = I2 to FL, DIFF = Difference To Personal Best Lap, P = Crossed Finish Line in Pit Lane, D = Time Disallowed

P16 100 C		Craig HOWTON		Kawasaki ZX6R - ME			
IDEAL LAP TIME : 1:37.222		BEST LAP TIME : 1:37.589		DIFFERENCE : 0.367			
LAP	SECTOR 1	SECTOR 2	SECTOR 3	LAP TIME	MPH	DIFF	TIME OF DAY
1 -		43.843	23.215	1:44.162	84.09	6.573	13:00:54.556
2 -	31.251	43.914	23.411	1:38.576	88.86	0.987	13:02:33.132
3 -	31.132	44.221	23.172	1:38.525	88.90	0.936	13:04:11.657
4 -	31.378	43.927	22.807	1:38.112	89.28	0.523	13:05:49.769
5 -	31.155	43.529	23.067	1:37.751 (2)	89.61	0.162	13:07:27.520
6 -	31.252	43.537	22.800	1:37.589 (1)	89.76		13:09:05.109
7 -	30.893	43.886	23.094	1:37.873 (3)	89.50	0.284	13:10:42.982

P17 7 C		Thomas BENSTED		Triumph Daytona - Significant Debt Racing			
IDEAL LAP TIME : 1:37.539		BEST LAP TIME : 1:37.717		DIFFERENCE : 0.178			
LAP	SECTOR 1	SECTOR 2	SECTOR 3	LAP TIME	MPH	DIFF	TIME OF DAY
1 -		44.462	22.978	1:45.070	83.37	7.353	13:00:55.464
2 -	31.219	43.652	23.045	1:37.916 (2)	89.46	0.199	13:02:33.380
3 -	31.362	44.070	23.070	1:38.502	88.93	0.785	13:04:11.882
4 -	31.346	43.867	23.163	1:38.376	89.04	0.659	13:05:50.258
5 -	30.909	43.780	23.028	1:37.717 (1)	89.64		13:07:27.975
6 -	31.121	43.922	23.108	1:38.151 (3)	89.24	0.434	13:09:06.126
7 -	31.423	44.852	23.397	1:39.672	87.88	1.955	13:10:45.798

P18 52 C		Scott FORBES-COWDRY		Yamaha R6 13S -			
IDEAL LAP TIME : 1:38.541		BEST LAP TIME : 1:38.578		DIFFERENCE : 0.037			
LAP	SECTOR 1	SECTOR 2	SECTOR 3	LAP TIME	MPH	DIFF	TIME OF DAY
1 -		44.770	23.307	1:47.881	81.19	9.303	13:00:58.275
2 -	32.578	44.153	23.278	1:40.009	87.59	1.431	13:02:38.284
3 -	32.649	44.710	23.297	1:40.656	87.02	2.078	13:04:18.940
4 -	32.317	43.753	23.172	1:39.242 (3)	88.26	0.664	13:05:58.182
5 -	32.156	44.286	23.124	1:39.566	87.98	0.988	13:07:37.748
6 -	31.896	43.679	23.342	1:38.917 (2)	88.55	0.339	13:09:16.665
7 -	31.888	43.529	23.161	1:38.578 (1)	88.86		13:10:55.243

P19 192 C		Daniel MOFFA		Kawasaki ZX6R - DM Racing			
IDEAL LAP TIME : 1:38.412		BEST LAP TIME : 1:38.572		DIFFERENCE : 0.160			
LAP	SECTOR 1	SECTOR 2	SECTOR 3	LAP TIME	MPH	DIFF	TIME OF DAY
1 -		45.376	23.952	1:48.527	80.71	9.955	13:00:58.921
2 -	32.208	44.576	23.112	1:39.896	87.68	1.324	13:02:38.817
3 -	32.730	45.298	23.585	1:41.613	86.20	3.041	13:04:20.430
4 -	31.675	44.280	23.137	1:39.092 (3)	88.40	0.520	13:05:59.522
5 -	31.552	43.902	23.118	1:38.572 (1)	88.86		13:07:38.094
6 -	31.755	44.314	23.075	1:39.144	88.35	0.572	13:09:17.238
7 -	31.784	44.055	22.958	1:38.797 (2)	88.66	0.225	13:10:56.035

P20 51 C		Ross CLARKE		Kawasaki ZX600RR - Ross clarke Farriery			
IDEAL LAP TIME : 1:37.137		BEST LAP TIME : 1:37.137		DIFFERENCE : 0.000			
LAP	SECTOR 1	SECTOR 2	SECTOR 3	LAP TIME	MPH	DIFF	TIME OF DAY
1 -		45.871	23.936	1:50.836	79.03	13.699	13:01:01.230
2 -	32.763	45.250	23.249	1:41.262	86.50	4.125	13:02:42.492
3 -	31.719	43.641	23.261	1:38.621 (2)	88.82	1.484	13:04:21.113
4 -	32.506	45.012	23.130	1:40.648	87.03	3.511	13:06:01.761
5 -	31.819	43.870	23.043	1:38.732	88.72	1.595	13:07:40.493
6 -	31.047	43.147	22.943	1:37.137 (1)	90.18		13:09:17.630
7 -	31.539	44.129	23.044	1:38.712 (3)	88.74	1.575	13:10:56.342

Weather / Track : Sunny / Dry

Brands Hatch GP
Circuit Length = 2.4332 miles
Start: 12:59 Flag 13:10 End: 13:11

BMCRC - MRO Championships 2021 - Rnd 4 @ Brands Hatch GP

Team Respro MRO 600 & DART Motorsport Clubman 600

RACE 8 - SECTOR ANALYSIS



SECTOR 1 = FL to I1, SECTOR 2 = I1 to I2, SECTOR 3 = I2 to FL, DIFF = Difference To Personal Best Lap, P = Crossed Finish Line in Pit Lane, D = Time Disallowed

P21 8 C		Dave SAUNDERS		Honda CBR600 - ETR Building & Civil Engineering Ltd			
IDEAL LAP TIME : 1:39.173		BEST LAP TIME : 1:39.423		DIFFERENCE : 0.250			
LAP	SECTOR 1	SECTOR 2	SECTOR 3	LAP TIME	MPH	DIFF	TIME OF DAY
1 -		45.651	23.507	1:47.605	81.40	8.182	13:00:57.999
2 -	31.772	44.540	23.634	1:39.946	87.64	0.523	13:02:37.945
3 -	31.518	44.608	23.359	1:39.485 (2)	88.05	0.062	13:04:17.430
4 -	31.438	44.641	23.344	1:39.423 (1)	88.10		13:05:56.853
5 -	31.628	44.955	23.656	1:40.239	87.38	0.816	13:07:37.092
6 -	31.516	44.905	23.652	1:40.073	87.53	0.650	13:09:17.165
7 -	31.631	44.735	23.195	1:39.561 (3)	87.98	0.138	13:10:56.726

P22 43 C		Daniel SALES		Yamaha R6 - Team Freddie, Ron & Frankie			
IDEAL LAP TIME : 1:38.679		BEST LAP TIME : 1:38.905		DIFFERENCE : 0.226			
LAP	SECTOR 1	SECTOR 2	SECTOR 3	LAP TIME	MPH	DIFF	TIME OF DAY
1 -		46.138	22.954	1:49.246	80.18	10.341	13:00:59.640
2 -	31.635	45.049	23.325	1:40.009	87.59	1.104	13:02:39.649
3 -	31.797	45.428	24.152	1:41.377	86.40	2.472	13:04:21.026
4 -	32.408	44.965	22.804	1:40.177	87.44	1.272	13:06:01.203
5 -	31.372	44.605	23.073	1:39.050 (2)	88.43	0.145	13:07:40.253
6 -	31.921	44.503	23.022	1:39.446 (3)	88.08	0.541	13:09:19.699
7 -	31.392	44.592	22.921	1:38.905 (1)	88.56		13:10:58.604

P23 23		Austin WREN		Triumph Daytona - DWAI Racing			
IDEAL LAP TIME : 1:39.702		BEST LAP TIME : 1:40.355		DIFFERENCE : 0.653			
LAP	SECTOR 1	SECTOR 2	SECTOR 3	LAP TIME	MPH	DIFF	TIME OF DAY
1 -		45.408	23.343	1:47.139	81.76	6.784	13:00:57.533
2 -	31.561	44.798	23.996	1:40.355 (1)	87.28		13:02:37.888
3 -	32.720	45.908	24.353	1:42.981 (2)	85.06	2.626	13:04:20.869
4 -	32.538	47.083	24.281	1:43.902	84.30	3.547	13:06:04.771
5 -	32.813	46.516	24.460	1:43.789	84.40	3.434	13:07:48.560
6 -	32.609	46.370	24.475	1:43.454	84.67	3.099	13:09:32.014
7 -	32.582	46.180	24.456	1:43.218 (3)	84.86	2.863	13:11:15.232

P24 117 C		Benjamin STONARD		Yamaha R6 - BJ Signs & Decals LTD			
IDEAL LAP TIME : 1:43.489		BEST LAP TIME : 1:43.489		DIFFERENCE : 0.000			
LAP	SECTOR 1	SECTOR 2	SECTOR 3	LAP TIME	MPH	DIFF	TIME OF DAY
1 -		46.716	24.407	1:50.414	79.33	6.925	13:01:00.808
2 -	33.029	46.207	24.253	1:43.489 (1)	84.64		13:02:44.297
3 -	33.260	47.326	24.716	1:45.302	83.18	1.813	13:04:29.599
4 -	33.543	46.879	24.423	1:44.845 (3)	83.55	1.356	13:06:14.444
5 -	33.848	46.716	24.578	1:45.142	83.31	1.653	13:07:59.586
6 -	33.575	46.838	24.798	1:45.211	83.25	1.722	13:09:44.797
7 -	33.035	46.325	24.372	1:43.732 (2)	84.44	0.243	13:11:28.529

P25 287 C		David TREVEIL		Yamaha YZF-R6 -			
IDEAL LAP TIME : 1:45.512		BEST LAP TIME : 1:45.718		DIFFERENCE : 0.206			
LAP	SECTOR 1	SECTOR 2	SECTOR 3	LAP TIME	MPH	DIFF	TIME OF DAY
1 -		47.464	24.714	1:54.119	76.76	8.401	13:01:04.513
2 -	33.447	47.503	24.768	1:45.718 (1)	82.86		13:02:50.231
3 -	33.426	48.408	24.622	1:46.456 (2)	82.28	0.738	13:04:36.687
4 -	33.822	48.165	25.218	1:47.205	81.71	1.487	13:06:23.892
5 -	33.908	48.369	25.064	1:47.341	81.60	1.623	13:08:11.233
6 -	33.858	48.039	24.714	1:46.611 (3)	82.16	0.893	13:09:57.844
7 -	33.586	48.202	25.082	1:46.870	81.96	1.152	13:11:44.714

Weather / Track : Sunny / Dry

Brands Hatch GP

Circuit Length = 2.4332 miles

Start: 12:59 Flag 13:10 End: 13:11

BMCRC - MRO Championships 2021 - Rnd 4 @ Brands Hatch GP

Team Respro MRO 600 & DART Motorsport Clubman 600

RACE 8 - SECTOR ANALYSIS



SECTOR 1 = FL to I1, SECTOR 2 = I1 to I2, SECTOR 3 = I2 to FL, DIFF = Difference To Personal Best Lap, P = Crossed Finish Line in Pit Lane, D = Time Disallowed

P26 26		William WHITE		Triumph Daytona - JP. Guivier			
IDEAL LAP TIME : 1:33.908		BEST LAP TIME : 1:34.080		DIFFERENCE : 0.172			
LAP	SECTOR 1	SECTOR 2	SECTOR 3	LAP TIME	MPH	DIFF	TIME OF DAY
1 -		42.398	22.211	1:39.457	88.07	5.377	13:00:49.851
2 -	29.802	42.135	22.218	1:34.155 (3)	93.03	0.075	13:02:24.006
3 -	29.848	42.064	22.168	1:34.080 (1)	93.11		13:03:58.086
4 -	29.995	42.011	22.095	1:34.101 (2)	93.08	0.021	13:05:32.187
5 -	30.062	42.988	22.416	1:35.466	91.75	1.386	13:07:07.653
6 -	30.834	43.184	23.379	1:37.397	89.93	3.317	13:08:45.050

P27 83		Talan SKEELS-PIGGINS		Yamaha R6 - Talan Racing			
IDEAL LAP TIME : 1:40.659		BEST LAP TIME : 1:41.058		DIFFERENCE : 0.399			
LAP	SECTOR 1	SECTOR 2	SECTOR 3	LAP TIME	MPH	DIFF	TIME OF DAY
1 -		45.864	24.290	1:50.766 (2)	79.08	9.708	13:01:01.160
2 -	32.365	44.661	24.032	1:41.058 (1)	86.68		13:02:42.218

BMCRC - MRO Championships 2021 - Rnd 4 @ Brands Hatch GP

Team Respro MRO 600 & DART Motorsport Clubman 600

RACE 8 - BEST SECTORS

SECTOR 1			SECTOR 2			SECTOR 3			IDEAL / BEST COMPARISON						
POS	NO	NAME	TIME	NO	NAME	TIME	NO	NAME	TIME	POS	NO	NAME	IDEAL	BEST	DIFF
													PERFECT LAP	1:33.138	
1	77	WEEDEN	29.540	17	BAKER	41.596	77	WEEDEN	22.002	1	17	BAKER	1:33.345	1:33.345	0.000
2	9	WALSH	29.682	45	PEAD	41.665	188	KRAWIECKI	22.006	2	188	KRAWIECKI	1:33.405	1:33.614	0.209
3	188	KRAWIECKI	29.725	188	KRAWIECKI	41.674	17	BAKER	22.011	3	45	PEAD	1:33.557	1:33.735	0.178
4	17	BAKER	29.738	56	MILLS	41.739	45	PEAD	22.012	4	77	WEEDEN	1:33.595	1:34.030	0.435
5	26	WHITE	29.802	9	WALSH	41.967	112	NAGY	22.037	5	9	WALSH	1:33.835	1:34.025	0.190
6	45	PEAD	29.880	26	WHITE	42.011	26	WHITE	22.095	6	56	MILLS	1:33.867	1:34.155	0.288
7	56	MILLS	29.910	77	WEEDEN	42.053	9	WALSH	22.186	7	26	WHITE	1:33.908	1:34.080	0.172
8	134	GILBERT	30.116	112	NAGY	42.200	56	MILLS	22.218	8	112	NAGY	1:34.524	1:34.838	0.314
9	112	NAGY	30.287	134	GILBERT	42.605	134	GILBERT	22.366	9	134	GILBERT	1:35.087	1:35.584	0.497
10	132	GILBERT	30.315	2	GILL	42.608	132	GILBERT	22.527	10	132	GILBERT	1:35.467	1:35.820	0.353
11	13	EDMONDSON	30.407	132	GILBERT	42.625	13	EDMONDSON	22.554	11	2	GILL	1:35.647	1:35.755	0.108
12	2	GILL	30.455	13	EDMONDSON	42.763	2	GILL	22.584	12	13	EDMONDSON	1:35.724	1:35.732	0.008
13	95	ROBERTSON	30.765	818	BARKER	42.898	818	BARKER	22.623	13	818	BARKER	1:36.515	1:36.515	0.000
14	37	LATHAM	30.810	95	ROBERTSON	43.082	95	ROBERTSON	22.732	14	95	ROBERTSON	1:36.579	1:36.579	0.000
15	3	LAMBDEN	30.870	37	LATHAM	43.125	37	LATHAM	22.751	15	37	LATHAM	1:36.686	1:37.034	0.348
16	100	HOWTON	30.893	51	CLARKE	43.147	100	HOWTON	22.800	16	3	LAMBDEN	1:37.055	1:37.263	0.208
17	7	BENSTED	30.909	3	LAMBDEN	43.341	43	SALES	22.804	17	51	CLARKE	1:37.137	1:37.137	0.000
18	818	BARKER	30.994	100	HOWTON	43.529	3	LAMBDEN	22.844	18	100	HOWTON	1:37.222	1:37.589	0.367
19	51	CLARKE	31.047	52	FORBES-COWDRY	43.529	51	CLARKE	22.943	19	7	BENSTED	1:37.539	1:37.717	0.178
20	43	SALES	31.372	7	BENSTED	43.652	192	MOFFA	22.958	20	192	MOFFA	1:38.412	1:38.572	0.160
21	8	SAUNDERS	31.438	192	MOFFA	43.902	7	BENSTED	22.978	21	52	FORBES-COWDRY	1:38.541	1:38.578	0.037
22	192	MOFFA	31.552	43	SALES	44.503	52	FORBES-COWDRY	23.124	22	43	SALES	1:38.679	1:38.905	0.226
23	23	WREN	31.561	8	SAUNDERS	44.540	8	SAUNDERS	23.195	23	8	SAUNDERS	1:39.173	1:39.423	0.250
24	52	FORBES-COWDRY	31.888	83	SKEELS-PIGGINS	44.661	23	WREN	23.343	24	23	WREN	1:39.702	1:40.355	0.653
25	83	SKEELS-PIGGINS	31.966	23	WREN	44.798	83	SKEELS-PIGGINS	24.032	25	83	SKEELS-PIGGINS	1:40.659	1:41.058	0.399
26	117	STONARD	33.029	117	STONARD	46.207	117	STONARD	24.253	26	117	STONARD	1:43.489	1:43.489	0.000
27	287	TREVEIL	33.426	287	TREVEIL	47.464	287	TREVEIL	24.622	27	287	TREVEIL	1:45.512	1:45.718	0.206

Weather / Track : Sunny / Dry

Brands Hatch GP

Circuit Length = 2.4332 miles

Start: 12:59 Flag 13:10 End: 13:11

Results can be found at www.tsl-timing.com

Printed - 13:16 Sunday, 18 July 2021

BMCRC - MRO Championships 2021 - Rnd 4 @ Brands Hatch GP

Team Respro MRO 600 & DART Motorsport Clubman 600

RACE 8 - STATISTICS

Competitors Started	27
Planned Start	2021-07-18 @ 13:10:00.000
Actual Start	2021-07-18 @ 12:59:10.393
Finish Time	2021-07-18 @ 13:10:16.430
Track Length	2.4332mi.
Total Laps	183
Total Distance Covered	445.2919mi.

Session Fastest Lap History

NO	CL	NAME	LAP TIME	TIME OF DAY	LAP	VEHICLE
26		William WHITE	1:39.457	13:00:49.861	1	Triumph Daytona
26		William WHITE	1:34.155	13:02:24.016	2	Triumph Daytona
188		Dawid KRAWIECKI	1:33.905	13:02:24.285	2	Yamaha R6
17		Philip BAKER	1:33.856	13:02:25.755	2	Yamaha R6
45		Ed PEAD	1:33.735	13:04:00.363	3	Yamaha R6
188		Dawid KRAWIECKI	1:33.614	13:10:16.454	7	Yamaha R6
17		Philip BAKER	1:33.345	13:10:18.229	7	Yamaha R6

Session Leader History

NO	CL	NAME	FROM LAP	LAPS LED	DISTANCE	VEHICLE
26		William WHITE	1	5	12.16 miles	Triumph Daytona
56		Michael MILLS	6	1	2.43 miles	Yamaha R6
188		Dawid KRAWIECKI	7	1	2.43 miles	Yamaha R6

Flag History

TYPE	TIME OF DAY
GREEN	12:59:10.393
FINISH	13:10:16.430

Flag Statistics

TYPE	COUNT	TOTAL LAPS	TOTAL TIME
Green	1	7	12:43.730
Red	0	0	0.000
Safety Car	0	0	0.000
FCY	0	0	0.000

BMCRC - MRO Championships 2021 - Rnd 4 @ Brands Hatch GP

Team Respro MRO 600 & DART Motorsport Clubman 600

RACE 8 - STATISTICS

CLASS :

15 Starters

Fastest Lap History

NO	NAME	LAP TIME	TIME OF DAY	LAP	VEHICLE
26	William WHITE	1:39.457	13:00:49.861	1	Triumph Daytona
26	William WHITE	1:34.155	13:02:24.016	2	Triumph Daytona
188	Dawid KRAWIECKI	1:33.905	13:02:24.285	2	Yamaha R6
17	Philip BAKER	1:33.856	13:02:25.755	2	Yamaha R6
45	Ed PEAD	1:33.735	13:04:00.363	3	Yamaha R6
188	Dawid KRAWIECKI	1:33.614	13:10:16.454	7	Yamaha R6
17	Philip BAKER	1:33.345	13:10:18.229	7	Yamaha R6

Leader History

NO	NAME	FROM LAP	LAPS LED	DISTANCE	VEHICLE
26	William WHITE	1	5	12.16 miles	Triumph Daytona
56	Michael MILLS	6	1	2.43 miles	Yamaha R6
188	Dawid KRAWIECKI	7	1	2.43 miles	Yamaha R6

Weather / Track : Sunny / Dry

Results can be found at www.tsl-timing.com

Page 2 of 3

Brands Hatch GP
Circuit Length = 2.4332 miles
Start: 12:59 Flag 13:10 End: 13:11

Printed - 13:16 Sunday, 18 July 2021

BMCRC - MRO Championships 2021 - Rnd 4 @ Brands Hatch GP

Team Respro MRO 600 & DART Motorsport Clubman 600

RACE 8 - STATISTICS

CLASS : C

12 Starters

Fastest Lap History

NO	NAME	LAP TIME	TIME OF DAY	LAP	VEHICLE
132	Mitchell GILBERT	1:43.196	13:00:53.603	1	Suzuki GSXR 600
132	Mitchell GILBERT	1:36.459	13:02:30.061	2	Suzuki GSXR 600
132	Mitchell GILBERT	1:36.302	13:04:06.363	3	Suzuki GSXR 600
132	Mitchell GILBERT	1:35.820	13:10:32.359	7	Suzuki GSXR 600

Leader History

NO	NAME	FROM LAP	LAPS LED	DISTANCE	VEHICLE
132	Mitchell GILBERT	1	7	17.03 miles	Suzuki GSXR 600

Weather / Track : Sunny / Dry

Results can be found at www.tsl-timing.com

Page 3 of 3

Brands Hatch GP
Circuit Length = 2.4332 miles
Start: 12:59 Flag 13:10 End: 13:11

Printed - 13:16 Sunday, 18 July 2021

BMCRC - MRO Championships 2021 - Rnd 4 @ Brands Hatch GP

Team Respro MRO 600 & DART Motorsport Clubman 600

RACE 18 - GRID (7 Laps)

ROW 12	36		35		34	83	Talan SKEELS-PIGGINS	1:41.058	
ROW 11		33	70	Sean HALL	32	144	Nick CRONIN		
					31	212	Matt PALLETT		
ROW 10	30	624	Matthew FEDRICK	29	99	Michael SIMMONS	28	200	Dan BURNHAM
ROW 9		27	118	Jim COYLE	26	287	David TREVEIL	1:45.718	
					25	117	Benjamin STONARD	1:43.489	
ROW 8	24	23	Austin WREN	1:40.355	23	8	Dave SAUNDERS	1:39.423	
					22	43	Daniel SALES	1:38.905	
ROW 7		21	52	Scott FORBES-COWDRY	1:38.578	20	192	Daniel MOFFA	1:38.572
					19	7	Thomas BENSTED	1:37.717	
ROW 6	18	100	Craig HOWTON	1:37.589	17	3	Joey LAMBDEN	1:37.263	
					16	51	Ross CLARKE	1:37.137	
ROW 5		15	37	Alexander LATHAM	1:37.034	14	95	Grant ROBERTSON	1:36.579
					13	818	Alex BARKER	1:36.515	
ROW 4	12	132	Mitchell GILBERT	1:35.820	11	2	Andrew GILL	1:35.755	
					10	13	Doug EDMONDSON	1:35.732	
ROW 3		9	134	Donald GILBERT	1:35.584	8	112	James NAGY	1:34.838
					7	56	Michael MILLS	1:34.155	
ROW 2	6	26	William WHITE	1:34.080	5	77	Tom WEEDEN	1:34.030	
					4	9	Glenn WALSH	1:34.025	
ROW 1		3	45	Ed PEAD	1:33.735	2	188	Dawid KRAWIECKI	1:33.614
					1	17	Philip BAKER	1:33.345	
								Pole	

Brands Hatch GP

Circuit Length = 2.4332 miles

These results are provisional until the conclusion of any judicial and technical matters.

Clerk Of Course :	Stewards :	Timekeeper : Craig Smith
-------------------	------------	--------------------------

Results can be found at www.tsl-timing.com

Printed - 13:17 Sunday, 18 July 2021



BMCRC - MRO Championships 2021 - Rnd 4 @ Brands Hatch GP

Team Respro MRO 600 & DART Motorsport Clubman 600

RACE 18 - CLASSIFICATION

POS	NO	CL	PIC NAME	ENTRY	LAPS	TIME	GAP	DIFF	MPH	BEST	ON
1	56		1 Michael MILLS	Yamaha R6 - A51 Racing, The Wokingham Bar Com	6	9:32.712			91.77	1:33.851	5
2	188		2 Dawid KRAWIECKI	Yamaha R6 - Code Blue LTD & D A East Electrical	6	9:32.987	0.275	0.275	91.72	1:33.635	5
3	77		3 Tom WEEDEN	Yamaha R6 - Nobby Bear	6	9:33.218	0.506	0.231	91.69	1:33.793	5
4	9		4 Glenn WALSH	Yamaha R6 - Walters Medical	6	9:36.689	3.977	3.471	91.13	1:34.199	4
5	45		5 Ed PEAD	Yamaha R6 -	6	9:38.759	6.047	2.070	90.81	1:34.880	5
6	112		6 James NAGY	Kawasaki ZX600R - Steelmate	6	9:41.001	8.289	2.242	90.46	1:35.021	4
7	2		7 Andrew GILL	Kawasaki ZX6R -	6	9:42.861	10.149	1.860	90.17	1:35.584	4
8	818	C	1 Alex BARKER	Yamaha R6 - Barker Woodrow LTD	6	9:48.672	15.960	5.811	89.28	1:36.221	6
9	37	C	2 Alexander LATHAM	Triumph Daytona - BR-8 / McCrash Racing	6	9:48.812	16.100	0.140	89.26	1:36.288	6
10	3		8 Joey LAMBDEN	Kawasaki ZX600 RBF -	6	9:50.497	17.785	1.685	89.00	1:36.814	4
11	13		9 Doug EDMONDSON	Yamaha R6 - Stan Stephens Tuning	6	9:50.536	17.824	0.039	89.00	1:36.314	6
12	95		10 Grant ROBERTSON	Kawasaki ZX6R -	6	9:52.732	20.020	2.196	88.67	1:36.998	2
13	7	C	3 Thomas BENSTED	Triumph Daytona - Significant Debt Racing	6	9:56.720	24.008	3.988	88.07	1:37.466	2
14	100	C	4 Craig HOWTON	Kawasaki ZX6R - ME	6	9:57.783	25.071	1.063	87.92	1:38.317	5
15	192	C	5 Daniel MOFFA	Kawasaki ZX6R - DM Racing	6	9:58.023	25.311	0.240	87.88	1:37.917	3
16	43	C	6 Daniel SALES	Yamaha R6 - Team Freddie, Ron & Frankie	6	10:03.135	30.423	5.112	87.14	1:38.529	2
17	52	C	7 Scott FORBES-COWDRY	Yamaha R6 13S -	6	10:08.875	36.163	5.740	86.32	1:39.899	6
18	8	C	8 Dave SAUNDERS	Honda CBR600 - ETR Building & Civil Engineering L	6	10:09.614	36.902	0.739	86.21	1:39.074	5
19	117	C	9 Benjamin STONARD	Yamaha R6 - BJ Signs & Decals LTD	6	10:40.148	1:07.436	30.534	82.10	1:44.356	2
20	287	C	10 David TREVEIL	Yamaha YZF-R6 -	6	10:40.634	1:07.922	0.486	82.04	1:44.687	3

NOT CLASSIFIED

DNF	17		Philip BAKER	Yamaha R6 - R & M plant Theo & Debbie	5	7:58.834	1 Lap	1 Lap	91.47	1:33.994	5
DNF	134		Donald GILBERT	Kawasaki ZX6R - S and N tyres	2	3:18.245	4 Laps	3 Laps	88.37	1:37.395	2
DNF	83		Talan SKEELS-PIGGINS	Yamaha R6 - Talan Racing	1	1:50.396	5 Laps	1 Lap	79.34	1:50.396	1
DNF	26		William WHITE	Triumph Daytona - JP. Guivier	0						
DNF	132	C	Mitchell GILBERT	Suzuki GSXR 600 - The Asap group	0						

FASTEST LAP

188			Dawid KRAWIECKI	Yamaha R6 - Code Blue LTD & D A East Electrical	5	1:33.635	93.55 mph	150.55 kph
818	C		Alex BARKER	Yamaha R6 - Barker Woodrow LTD	6	1:36.221	91.03 mph	146.51 kph

Class - 92.5% of Race Speed = 84.88 mph
 Class C - 92.5% of Race Speed = 82.58 mph

Brands Hatch GP: 2.4332 miles
 Race Distance: 6 Laps / 14.59 miles
 Start: 17:19 Flag 17:28 End: 17:29

Weather / Track : Sunny / Dry

These results are provisional until the conclusion of any judicial and technical matters.

Clerk Of Course :	Stewards :	Timekeeper : Craig Smith
-------------------	------------	--------------------------

Results can be found at www.tsl-timing.com

Printed - 17:30 Sunday, 18 July 2021



BMCRC - MRO Championships 2021 - Rnd 4 @ Brands Hatch GP

Team Respro MRO 600 & DART Motorsport Clubman 600

RACE 18 - LAP CHART

LAP 1 @ 17:20:43.381

NO	BEHIND	LAP TIME
188		1:40.755
134	0.095	1:40.850
17	0.416	1:41.171
9	0.639	1:41.394
56	0.747	1:41.502
77	0.810	1:41.565
45	1.408	1:42.163
112	1.486	1:42.241
2	2.615	1:43.370
37	2.760	1:43.515
95	3.446	1:44.201
13	3.540	1:44.295
818	3.838	1:44.593
100	4.189	1:44.944
3	4.272	1:45.027
7	5.201	1:45.956
192	5.779	1:46.534
52	6.146	1:46.901
43	8.207	1:48.962
8	9.232	1:49.987
117	9.309	1:50.064
83	9.641	1:50.396
287	12.325	1:53.080

LAP 2 @ 17:22:18.838

NO	BEHIND	LAP TIME
17		1:35.041
188	0.140	1:35.597
56	0.366	1:35.076
77	0.439	1:35.086
9	0.877	1:35.695
45	1.033	1:35.082
134	2.033	1:37.395
112	2.119	1:36.090
2	3.210	1:36.052
37	4.002	1:36.699
95	4.987	1:36.998
13	5.406	1:37.323
818	5.609	1:37.228
3	5.733	1:36.918
100	7.139	1:38.407
7	7.210	1:37.466
192	8.614	1:38.292
52	11.015	1:40.326
43	11.279	1:38.529
8	14.223	1:40.448
117	18.208	1:44.356
287	22.883	1:46.015

LAP 3 @ 17:23:53.156

NO	BEHIND	LAP TIME
17		1:34.318
188	0.188	1:34.366
56	0.322	1:34.274
77	0.688	1:34.567
9	1.674	1:35.115
112	2.916	1:35.115
45	3.012	1:36.297
2	4.890	1:35.998
37	7.260	1:37.576
95	8.152	1:37.483

818	8.209	1:36.918
3	8.627	1:37.212
13	8.999	1:37.911
7	11.471	1:38.579
100	11.505	1:38.684
192	12.213	1:37.917
43	16.039	1:39.078
52	17.239	1:40.542
8	20.220	1:40.315
117	30.969	1:47.079
287	33.252	1:44.687

LAP 4 @ 17:25:27.466

NO	BEHIND	LAP TIME
17		1:34.310
56	0.049	1:34.037
188	0.511	1:34.633
77	0.694	1:34.316
9	1.563	1:34.199
112	3.627	1:35.021
45	4.052	1:35.350
2	6.164	1:35.584
818	10.565	1:36.666
37	10.624	1:37.674
3	11.131	1:36.814
95	11.634	1:37.792
13	11.700	1:37.011
7	15.540	1:38.379
100	15.686	1:38.491
192	15.912	1:38.009
43	20.489	1:38.760
52	23.129	1:40.200
8	26.081	1:40.171
117	43.784	1:47.125
287	44.435	1:45.493

LAP 5 @ 17:27:01.366

NO	BEHIND	LAP TIME
56		1:33.851
17	0.094	1:33.994
188	0.246	1:33.635
77	0.587	1:33.793
9	2.634	1:34.971
45	5.032	1:34.880
112	5.199	1:35.472
2	7.929	1:35.665
818	13.711	1:37.046
37	13.784	1:37.060
3	14.477	1:37.246
13	15.482	1:37.682
95	15.506	1:37.772
7	19.507	1:37.867
100	20.103	1:38.317
192	20.334	1:38.322
43	25.500	1:38.911
52	30.236	1:41.007
8	31.255	1:39.074
117	55.802	1:45.918
287	56.266	1:45.731

LAP 6 @ 17:28:35.338

NO	BEHIND	LAP TIME
56		1:33.972

188	0.275	1:34.001
77	0.506	1:33.891
9	3.977	1:35.315
45	6.047	1:34.987
112	8.289	1:37.062
2	10.149	1:36.192
818	15.960	1:36.221
37	16.100	1:36.288
3	17.785	1:37.280
13	17.824	1:36.314
95	20.020	1:38.486
7	24.008	1:38.473
100	25.071	1:38.940
192	25.311	1:38.949
43	30.423	1:38.895
52	36.163	1:39.899
8	36.902	1:39.619
117	1:07.436	1:45.606
287	1:07.922	1:45.628

Weather / Track : Sunny / Dry

Results can be found at www.tsl-timing.com

Brands Hatch GP
Circuit Length = 2.4332 miles
Start: 17:19 Flag 17:28 End: 17:29

Printed - 17:30 Sunday, 18 July 2021

BMCRC - MRO Championships 2021 - Rnd 4 @ Brands Hatch GP

Team Respro MRO 600 & DART Motorsport Clubman 600

RACE 18 - SECTOR ANALYSIS



SECTOR 1 = FL to I1, SECTOR 2 = I1 to I2, SECTOR 3 = I2 to FL, DIFF = Difference To Personal Best Lap, P = Crossed Finish Line in Pit Lane, D = Time Disallowed

P1 56		Michael MILLS		Yamaha R6 - A51 Racing, The Wokingham Bar Company			
IDEAL LAP TIME : 1:33.713		BEST LAP TIME : 1:33.851		DIFFERENCE : 0.138			
LAP	SECTOR 1	SECTOR 2	SECTOR 3	LAP TIME	MPH	DIFF	TIME OF DAY
1 -		42.812	22.875	1:41.502	86.30	7.651	17:20:44.128
2 -	30.368	42.414	22.294	1:35.076	92.13	1.225	17:22:19.204
3 -	29.996	42.091	22.187	1:34.274	92.91	0.423	17:23:53.478
4 -	29.655	42.082	22.300	1:34.037 (3)	93.15	0.186	17:25:27.515
5 -	29.556	42.045	22.250	1:33.851 (1)	93.33		17:27:01.366
6 -	29.681	41.970	22.321	1:33.972 (2)	93.21	0.121	17:28:35.338

P2 188		Dawid KRAWIECKI		Yamaha R6 - Code Blue LTD & D A East Electrical			
IDEAL LAP TIME : 1:33.446		BEST LAP TIME : 1:33.635		DIFFERENCE : 0.189			
LAP	SECTOR 1	SECTOR 2	SECTOR 3	LAP TIME	MPH	DIFF	TIME OF DAY
1 -		42.903	22.906	1:40.755	86.94	7.120	17:20:43.381
2 -	30.934	42.469	22.194	1:35.597	91.63	1.962	17:22:18.978
3 -	29.965	42.227	22.174	1:34.366 (3)	92.82	0.731	17:23:53.344
4 -	30.230	42.092	22.311	1:34.633	92.56	0.998	17:25:27.977
5 -	29.639	42.003	21.993	1:33.635 (1)	93.55		17:27:01.612
6 -	29.983	41.814	22.204	1:34.001 (2)	93.18	0.366	17:28:35.613

P3 77		Tom WEEDEN		Yamaha R6 - Nobby Bear			
IDEAL LAP TIME : 1:33.532		BEST LAP TIME : 1:33.793		DIFFERENCE : 0.261			
LAP	SECTOR 1	SECTOR 2	SECTOR 3	LAP TIME	MPH	DIFF	TIME OF DAY
1 -		43.091	22.482	1:41.565	86.24	7.772	17:20:44.191
2 -	30.483	42.466	22.137	1:35.086	92.12	1.293	17:22:19.277
3 -	29.963	42.577	22.027	1:34.567	92.63	0.774	17:23:53.844
4 -	29.869	42.319	22.128	1:34.316 (3)	92.87	0.523	17:25:28.160
5 -	29.641	42.261	21.891	1:33.793 (1)	93.39		17:27:01.953
6 -	29.931	42.000	21.960	1:33.891 (2)	93.29	0.098	17:28:35.844

P4 9		Glenn WALSH		Yamaha R6 - Walters Medical			
IDEAL LAP TIME : 1:33.878		BEST LAP TIME : 1:34.199		DIFFERENCE : 0.321			
LAP	SECTOR 1	SECTOR 2	SECTOR 3	LAP TIME	MPH	DIFF	TIME OF DAY
1 -		43.396	22.541	1:41.394	86.39	7.195	17:20:44.020
2 -	30.417	42.963	22.315	1:35.695	91.53	1.496	17:22:19.715
3 -	29.997	42.295	22.823	1:35.115 (3)	92.09	0.916	17:23:54.830
4 -	29.696	41.867	22.636	1:34.199 (1)	92.99		17:25:29.029
5 -	30.020	42.349	22.602	1:34.971 (2)	92.23	0.772	17:27:04.000
6 -	29.979	42.508	22.828	1:35.315	91.90	1.116	17:28:39.315

P5 45		Ed PEAD		Yamaha R6 -			
IDEAL LAP TIME : 1:34.091		BEST LAP TIME : 1:34.880		DIFFERENCE : 0.789			
LAP	SECTOR 1	SECTOR 2	SECTOR 3	LAP TIME	MPH	DIFF	TIME OF DAY
1 -		42.860	23.012	1:42.163	85.74	7.283	17:20:44.789
2 -	30.332	42.563	22.187	1:35.082 (3)	92.12	0.202	17:22:19.871
3 -	30.398	41.787	24.112	1:36.297	90.96	1.417	17:23:56.168
4 -	30.838	42.289	22.223	1:35.350	91.87	0.470	17:25:31.518
5 -	30.117	41.998	22.765	1:34.880 (1)	92.32		17:27:06.398
6 -	30.178	42.294	22.515	1:34.987 (2)	92.22	0.107	17:28:41.385

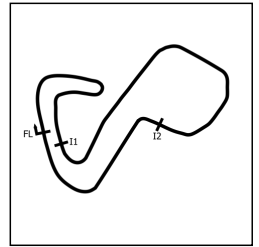
Weather / Track : Sunny / Dry

Brands Hatch GP
Circuit Length = 2.4332 miles
Start: 17:19 Flag 17:28 End: 17:29

BMCRC - MRO Championships 2021 - Rnd 4 @ Brands Hatch GP

Team Respro MRO 600 & DART Motorsport Clubman 600

RACE 18 - SECTOR ANALYSIS



SECTOR 1 = FL to I1, SECTOR 2 = I1 to I2, SECTOR 3 = I2 to FL, DIFF = Difference To Personal Best Lap, P = Crossed Finish Line in Pit Lane, D = Time Disallowed

P6 112		James NAGY		Kawasaki ZX600R - Steelmate			
IDEAL LAP TIME : 1:34.882		BEST LAP TIME : 1:35.021		DIFFERENCE : 0.139			
LAP	SECTOR 1	SECTOR 2	SECTOR 3	LAP TIME	MPH	DIFF	TIME OF DAY
1 -		42.951	22.582	1:42.241	85.67	7.220	17:20:44.867
2 -	30.407	43.149	22.534	1:36.090	91.16	1.069	17:22:20.957
3 -	30.160	42.519	22.436	1:35.115 (2)	92.09	0.094	17:23:56.072
4 -	30.182	42.488	22.351	1:35.021 (1)	92.18		17:25:31.093
5 -	30.156	42.375	22.941	1:35.472 (3)	91.75	0.451	17:27:06.565
6 -	31.109	43.048	22.905	1:37.062	90.24	2.041	17:28:43.627

P7 2		Andrew GILL		Kawasaki ZX6R -			
IDEAL LAP TIME : 1:35.415		BEST LAP TIME : 1:35.584		DIFFERENCE : 0.169			
LAP	SECTOR 1	SECTOR 2	SECTOR 3	LAP TIME	MPH	DIFF	TIME OF DAY
1 -		43.485	23.191	1:43.370	84.74	7.786	17:20:45.996
2 -	30.581	42.750	22.721	1:36.052	91.19	0.468	17:22:22.048
3 -	30.462	42.854	22.682	1:35.998 (3)	91.25	0.414	17:23:58.046
4 -	30.408	42.571	22.605	1:35.584 (1)	91.64		17:25:33.630
5 -	30.239	42.707	22.719	1:35.665 (2)	91.56	0.081	17:27:09.295
6 -	30.321	42.977	22.894	1:36.192	91.06	0.608	17:28:45.487

P8 818 C		Alex BARKER		Yamaha R6 - Barker Woodrow LTD			
IDEAL LAP TIME : 1:36.102		BEST LAP TIME : 1:36.221		DIFFERENCE : 0.119			
LAP	SECTOR 1	SECTOR 2	SECTOR 3	LAP TIME	MPH	DIFF	TIME OF DAY
1 -		43.811	22.958	1:44.593	83.75	8.372	17:20:47.219
2 -	30.943	43.359	22.926	1:37.228	90.09	1.007	17:22:24.447
3 -	30.762	43.454	22.702	1:36.918 (3)	90.38	0.697	17:24:01.365
4 -	30.771	43.052	22.843	1:36.666 (2)	90.61	0.445	17:25:38.031
5 -	30.881	43.367	22.798	1:37.046	90.26	0.825	17:27:15.077
6 -	30.552	42.848	22.821	1:36.221 (1)	91.03		17:28:51.298

P9 37 C		Alexander LATHAM		Triumph Daytona - BR-8 / McCrash Racing			
IDEAL LAP TIME : 1:36.108		BEST LAP TIME : 1:36.288		DIFFERENCE : 0.180			
LAP	SECTOR 1	SECTOR 2	SECTOR 3	LAP TIME	MPH	DIFF	TIME OF DAY
1 -		43.538	23.152	1:43.515	84.62	7.227	17:20:46.141
2 -	30.848	43.154	22.697	1:36.699 (2)	90.58	0.411	17:22:22.840
3 -	31.116	43.556	22.904	1:37.576	89.77	1.288	17:24:00.416
4 -	31.096	43.904	22.674	1:37.674	89.68	1.386	17:25:38.090
5 -	30.998	43.330	22.732	1:37.060 (3)	90.25	0.772	17:27:15.150
6 -	30.794	42.640	22.854	1:36.288 (1)	90.97		17:28:51.438

P10 3		Joey LAMBDEN		Kawasaki ZX600 RBF -			
IDEAL LAP TIME : 1:36.593		BEST LAP TIME : 1:36.814		DIFFERENCE : 0.221			
LAP	SECTOR 1	SECTOR 2	SECTOR 3	LAP TIME	MPH	DIFF	TIME OF DAY
1 -		44.036	22.900	1:45.027	83.40	8.213	17:20:47.653
2 -	30.692	43.492	22.734	1:36.918 (2)	90.38	0.104	17:22:24.571
3 -	30.892	43.532	22.788	1:37.212 (3)	90.11	0.398	17:24:01.783
4 -	30.777	43.167	22.870	1:36.814 (1)	90.48		17:25:38.597
5 -	30.730	43.614	22.902	1:37.246	90.07	0.432	17:27:15.843
6 -	30.795	43.389	23.096	1:37.280	90.04	0.466	17:28:53.123

Weather / Track : Sunny / Dry

Brands Hatch GP
Circuit Length = 2.4332 miles
Start: 17:19 Flag 17:28 End: 17:29

BMCRC - MRO Championships 2021 - Rnd 4 @ Brands Hatch GP

Team Respro MRO 600 & DART Motorsport Clubman 600

RACE 18 - SECTOR ANALYSIS



SECTOR 1 = FL to I1, SECTOR 2 = I1 to I2, SECTOR 3 = I2 to FL, DIFF = Difference To Personal Best Lap, P = Crossed Finish Line in Pit Lane, D = Time Disallowed

P11 13		Doug EDMONDSON		Yamaha R6 - Stan Stephens Tuning			
IDEAL LAP TIME : 1:36.310		BEST LAP TIME : 1:36.314		DIFFERENCE : 0.004			
LAP	SECTOR 1	SECTOR 2	SECTOR 3	LAP TIME	MPH	DIFF	TIME OF DAY
1 -		44.224	22.966	1:44.295	83.99	7.981	17:20:46.921
2 -	31.008	43.228	23.087	1:37.323 (3)	90.00	1.009	17:22:24.244
3 -	31.446	43.658	22.807	1:37.911	89.46	1.597	17:24:02.155
4 -	30.881	43.365	22.765	1:37.011 (2)	90.29	0.697	17:25:39.166
5 -	31.241	43.425	23.016	1:37.682	89.67	1.368	17:27:16.848
6 -	30.885	42.724	22.705	1:36.314 (1)	90.95		17:28:53.162

P12 95		Grant ROBERTSON		Kawasaki ZX6R -			
IDEAL LAP TIME : 1:36.972		BEST LAP TIME : 1:36.998		DIFFERENCE : 0.026			
LAP	SECTOR 1	SECTOR 2	SECTOR 3	LAP TIME	MPH	DIFF	TIME OF DAY
1 -		43.597	23.199	1:44.201	84.06	7.203	17:20:46.827
2 -	30.822	43.197	22.979	1:36.998 (1)	90.30		17:22:23.825
3 -	31.023	43.460	23.000	1:37.483 (2)	89.86	0.485	17:24:01.308
4 -	31.382	43.457	22.953	1:37.792	89.57	0.794	17:25:39.100
5 -	30.828	43.754	23.190	1:37.772 (3)	89.59	0.774	17:27:16.872
6 -	31.221	43.859	23.406	1:38.486	88.94	1.488	17:28:55.358

P13 7 C		Thomas BENSTED		Triumph Daytona - Significant Debt Racing			
IDEAL LAP TIME : 1:37.466		BEST LAP TIME : 1:37.466		DIFFERENCE : 0.000			
LAP	SECTOR 1	SECTOR 2	SECTOR 3	LAP TIME	MPH	DIFF	TIME OF DAY
1 -		45.590	22.991	1:45.956	82.67	8.490	17:20:48.582
2 -	30.986	43.676	22.804	1:37.466 (1)	89.87		17:22:26.048
3 -	31.513	44.086	22.980	1:38.579	88.86	1.113	17:24:04.627
4 -	31.082	44.244	23.053	1:38.379 (3)	89.04	0.913	17:25:43.006
5 -	30.996	43.773	23.098	1:37.867 (2)	89.50	0.401	17:27:20.873
6 -	31.056	44.020	23.397	1:38.473	88.95	1.007	17:28:59.346

P14 100 C		Craig HOWTON		Kawasaki ZX6R - ME			
IDEAL LAP TIME : 1:38.099		BEST LAP TIME : 1:38.317		DIFFERENCE : 0.218			
LAP	SECTOR 1	SECTOR 2	SECTOR 3	LAP TIME	MPH	DIFF	TIME OF DAY
1 -		44.278	23.035	1:44.944	83.47	6.627	17:20:47.570
2 -	31.569	43.755	23.083	1:38.407 (2)	89.01	0.090	17:22:25.977
3 -	31.414	44.026	23.244	1:38.684	88.76	0.367	17:24:04.661
4 -	31.401	44.069	23.021	1:38.491 (3)	88.94	0.174	17:25:43.152
5 -	31.323	43.853	23.141	1:38.317 (1)	89.09		17:27:21.469
6 -	31.441	44.189	23.310	1:38.940	88.53	0.623	17:29:00.409

P15 192 C		Daniel MOFFA		Kawasaki ZX6R - DM Racing			
IDEAL LAP TIME : 1:37.703		BEST LAP TIME : 1:37.917		DIFFERENCE : 0.214			
LAP	SECTOR 1	SECTOR 2	SECTOR 3	LAP TIME	MPH	DIFF	TIME OF DAY
1 -		45.053	23.070	1:46.534	82.22	8.617	17:20:49.160
2 -	31.206	44.184	22.902	1:38.292 (3)	89.12	0.375	17:22:27.452
3 -	31.247	43.794	22.876	1:37.917 (1)	89.46		17:24:05.369
4 -	31.033	44.048	22.928	1:38.009 (2)	89.37	0.092	17:25:43.378
5 -	31.499	43.891	22.932	1:38.322	89.09	0.405	17:27:21.700
6 -	31.390	44.291	23.268	1:38.949	88.52	1.032	17:29:00.649

Weather / Track : Sunny / Dry

Brands Hatch GP
Circuit Length = 2.4332 miles
Start: 17:19 Flag 17:28 End: 17:29

BMCRC - MRO Championships 2021 - Rnd 4 @ Brands Hatch GP

Team Respro MRO 600 & DART Motorsport Clubman 600

RACE 18 - SECTOR ANALYSIS



SECTOR 1 = FL to I1, SECTOR 2 = I1 to I2, SECTOR 3 = I2 to FL, DIFF = Difference To Personal Best Lap, P = Crossed Finish Line in Pit Lane, D = Time Disallowed

P16 43 C		Daniel SALES		Yamaha R6 - Team Freddie, Ron & Frankie			
IDEAL LAP TIME : 1:37.861		BEST LAP TIME : 1:38.529		DIFFERENCE : 0.668			
LAP	SECTOR 1	SECTOR 2	SECTOR 3	LAP TIME	MPH	DIFF	TIME OF DAY
1 -		46.042	23.287	1:48.962	80.39	10.433	17:20:51.588
2 -	31.071	43.991	23.467	1:38.529 (1)	88.90		17:22:30.117
3 -	31.619	44.502	22.957	1:39.078	88.41	0.549	17:24:09.195
4 -	31.078	44.476	23.206	1:38.760 (2)	88.69	0.231	17:25:47.955
5 -	31.208	44.596	23.107	1:38.911	88.56	0.382	17:27:26.866
6 -	31.006	45.025	22.864	1:38.895 (3)	88.57	0.366	17:29:05.761

P17 52 C		Scott FORBES-COWDRY		Yamaha R6 13S -			
IDEAL LAP TIME : 1:39.792		BEST LAP TIME : 1:39.899		DIFFERENCE : 0.107			
LAP	SECTOR 1	SECTOR 2	SECTOR 3	LAP TIME	MPH	DIFF	TIME OF DAY
1 -		44.688	23.262	1:46.901	81.94	7.002	17:20:49.527
2 -	32.559	44.202	23.565	1:40.326 (3)	87.31	0.427	17:22:29.853
3 -	32.837	44.451	23.254	1:40.542	87.12	0.643	17:24:10.395
4 -	32.620	44.328	23.252	1:40.200 (2)	87.42	0.301	17:25:50.595
5 -	32.953	44.314	23.740	1:41.007	86.72	1.108	17:27:31.602
6 -	32.425	44.115	23.359	1:39.899 (1)	87.68		17:29:11.501

P18 8 C		Dave SAUNDERS		Honda CBR600 - ETR Building & Civil Engineering Ltd			
IDEAL LAP TIME : 1:39.049		BEST LAP TIME : 1:39.074		DIFFERENCE : 0.025			
LAP	SECTOR 1	SECTOR 2	SECTOR 3	LAP TIME	MPH	DIFF	TIME OF DAY
1 -		46.761	23.896	1:49.987	79.64	10.913	17:20:52.613
2 -	31.810	45.158	23.480	1:40.448	87.20	1.374	17:22:33.061
3 -	31.794	44.937	23.584	1:40.315	87.32	1.241	17:24:13.376
4 -	31.545	45.098	23.528	1:40.171 (3)	87.44	1.097	17:25:53.547
5 -	31.441	44.335	23.298	1:39.074 (1)	88.41		17:27:32.621
6 -	31.725	44.621	23.273	1:39.619 (2)	87.93	0.545	17:29:12.240

P19 117 C		Benjamin STONARD		Yamaha R6 - BJ Signs & Decals LTD			
IDEAL LAP TIME : 1:43.512		BEST LAP TIME : 1:44.356		DIFFERENCE : 0.844			
LAP	SECTOR 1	SECTOR 2	SECTOR 3	LAP TIME	MPH	DIFF	TIME OF DAY
1 -		46.259	24.529	1:50.064	79.58	5.708	17:20:52.690
2 -	32.831	46.989	24.536	1:44.356 (1)	83.94		17:22:37.046
3 -	33.697	48.418	24.964	1:47.079	81.80	2.723	17:24:24.125
4 -	34.101	48.602	24.422	1:47.125	81.77	2.769	17:26:11.250
5 -	33.672	47.665	24.581	1:45.918 (3)	82.70	1.562	17:27:57.168
6 -	33.384	47.517	24.705	1:45.606 (2)	82.94	1.250	17:29:42.774

P20 287 C		David TREVEIL		Yamaha YZF-R6 -			
IDEAL LAP TIME : 1:44.399		BEST LAP TIME : 1:44.687		DIFFERENCE : 0.288			
LAP	SECTOR 1	SECTOR 2	SECTOR 3	LAP TIME	MPH	DIFF	TIME OF DAY
1 -		46.930	24.580	1:53.080	77.46	8.393	17:20:55.706
2 -	33.533	47.274	25.208	1:46.015	82.62	1.328	17:22:41.721
3 -	33.305	47.115	24.267	1:44.687 (1)	83.67		17:24:26.408
4 -	33.202	47.672	24.619	1:45.493 (2)	83.03	0.806	17:26:11.901
5 -	33.788	47.435	24.508	1:45.731	82.85	1.044	17:27:57.632
6 -	33.613	47.289	24.726	1:45.628 (3)	82.93	0.941	17:29:43.260

Weather / Track : Sunny / Dry

Brands Hatch GP
Circuit Length = 2.4332 miles
Start: 17:19 Flag 17:28 End: 17:29

BMCRC - MRO Championships 2021 - Rnd 4 @ Brands Hatch GP

Team Respro MRO 600 & DART Motorsport Clubman 600

RACE 18 - SECTOR ANALYSIS



SECTOR 1 = FL to I1, SECTOR 2 = I1 to I2, SECTOR 3 = I2 to FL, DIFF = Difference To Personal Best Lap, P = Crossed Finish Line in Pit Lane, D = Time Disallowed

P21 17		Philip BAKER		Yamaha R6 - R & M plant Theo &Debbie			
IDEAL LAP TIME : 1:33.579		BEST LAP TIME : 1:33.994		DIFFERENCE : 0.415			
LAP	SECTOR 1	SECTOR 2	SECTOR 3	LAP TIME	MPH	DIFF	TIME OF DAY
1 -		42.762	22.801	1:41.171	86.58	7.177	17:20:43.797
2 -	30.344	42.321	22.376	1:35.041	92.16	1.047	17:22:18.838
3 -	29.838	42.235	22.245	1:34.318 (3)	92.87	0.324	17:23:53.156
4 -	29.815	42.182	22.313	1:34.310 (2)	92.88	0.316	17:25:27.466
5 -	29.557	42.240	22.197	1:33.994 (1)	93.19		17:27:01.460

P22 134		Donald GILBERT		Kawasaki ZX6R - S and N tyres			
IDEAL LAP TIME : 1:36.673		BEST LAP TIME : 1:37.395		DIFFERENCE : 0.722			
LAP	SECTOR 1	SECTOR 2	SECTOR 3	LAP TIME	MPH	DIFF	TIME OF DAY
1 -		42.893	22.629	1:40.850 (2)	86.85	3.455	17:20:43.476
2 -	31.409	43.322	22.664	1:37.395 (1)	89.94		17:22:20.871

P23 83		Talan SKEELS-PIGGINS		Yamaha R6 - Talan Racing			
IDEAL LAP TIME : 1:43.403		BEST LAP TIME : 1:50.396		DIFFERENCE : 6.993			
LAP	SECTOR 1	SECTOR 2	SECTOR 3	LAP TIME	MPH	DIFF	TIME OF DAY
1 -		46.647	23.810	1:50.396 (1)	79.34		17:20:53.022

BMCRC - MRO Championships 2021 - Rnd 4 @ Brands Hatch GP

Team Respro MRO 600 & DART Motorsport Clubman 600

RACE 18 - BEST SECTORS

SECTOR 1			SECTOR 2			SECTOR 3			IDEAL / BEST COMPARISON						
POS	NO	NAME	TIME	NO	NAME	TIME	NO	NAME	TIME	POS	NO	NAME	IDEAL	BEST	DIFF
												PERFECT LAP	1:33.234		
1	56	MILLS	29.556	45	PEAD	41.787	77	WEEDEN	21.891	1	188	KRAWIECKI	1:33.446	1:33.635	0.189
2	17	BAKER	29.557	188	KRAWIECKI	41.814	188	KRAWIECKI	21.993	2	77	WEEDEN	1:33.532	1:33.793	0.261
3	188	KRAWIECKI	29.639	17	BAKER	41.825	56	MILLS	22.187	3	17	BAKER	1:33.579	1:33.994	0.415
4	77	WEEDEN	29.641	9	WALSH	41.867	45	PEAD	22.187	4	56	MILLS	1:33.713	1:33.851	0.138
5	9	WALSH	29.696	56	MILLS	41.970	17	BAKER	22.197	5	9	WALSH	1:33.878	1:34.199	0.321
6	45	PEAD	30.117	77	WEEDEN	42.000	9	WALSH	22.315	6	45	PEAD	1:34.091	1:34.880	0.789
7	112	NAGY	30.156	112	NAGY	42.375	112	NAGY	22.351	7	112	NAGY	1:34.882	1:35.021	0.139
8	2	GILL	30.239	2	GILL	42.571	2	GILL	22.605	8	2	GILL	1:35.415	1:35.584	0.169
9	818	BARKER	30.552	37	LATHAM	42.640	134	GILBERT	22.629	9	818	BARKER	1:36.102	1:36.221	0.119
10	3	LAMB DEN	30.692	13	EDMONDSON	42.724	37	LATHAM	22.674	10	37	LATHAM	1:36.108	1:36.288	0.180
11	37	LATHAM	30.794	818	BARKER	42.848	818	BARKER	22.702	11	13	EDMONDSON	1:36.310	1:36.314	0.004
12	95	ROBERTSON	30.822	134	GILBERT	42.893	13	EDMONDSON	22.705	12	3	LAMB DEN	1:36.593	1:36.814	0.221
13	13	EDMONDSON	30.881	3	LAMB DEN	43.167	3	LAMB DEN	22.734	13	134	GILBERT	1:36.673	1:37.395	0.722
14	7	BENSTED	30.986	95	ROBERTSON	43.197	7	BENSTED	22.804	14	95	ROBERTSON	1:36.972	1:36.998	0.026
15	43	SALES	31.006	7	BENSTED	43.676	43	SALES	22.864	15	7	BENSTED	1:37.466	1:37.466	0.000
16	192	MOFFA	31.033	100	HOWTON	43.755	192	MOFFA	22.876	16	192	MOFFA	1:37.703	1:37.917	0.214
17	134	GILBERT	31.151	192	MOFFA	43.794	95	ROBERTSON	22.953	17	43	SALES	1:37.861	1:38.529	0.668
18	100	HOWTON	31.323	43	SALES	43.991	100	HOWTON	23.021	18	100	HOWTON	1:38.099	1:38.317	0.218
19	8	SAUNDERS	31.441	52	FORBES-COWDRY	44.115	52	FORBES-COWDRY	23.252	19	8	SAUNDERS	1:39.049	1:39.074	0.025
20	52	FORBES-COWDRY	32.425	8	SAUNDERS	44.335	8	SAUNDERS	23.273	20	52	FORBES-COWDRY	1:39.792	1:39.899	0.107
21	117	STONARD	32.831	117	STONARD	46.259	83	SKEELS-PIGGINS	23.810	21	83	SKEELS-PIGGINS	1:43.403	1:50.396	6.993
22	83	SKEELS-PIGGINS	32.946	83	SKEELS-PIGGINS	46.647	287	TREVEIL	24.267	22	117	STONARD	1:43.512	1:44.356	0.844
23	287	TREVEIL	33.202	287	TREVEIL	46.930	117	STONARD	24.422	23	287	TREVEIL	1:44.399	1:44.687	0.288
24															
25															

Weather / Track : Sunny / Dry

Results can be found at www.tsl-timing.com

Brands Hatch GP

Circuit Length = 2.4332 miles

Start: 17:19 Flag 17:28 End: 17:29

Printed - 17:30 Sunday, 18 July 2021

BMCRC - MRO Championships 2021 - Rnd 4 @ Brands Hatch GP

Team Respro MRO 600 & DART Motorsport Clubman 600

RACE 18 - STATISTICS

Competitors Started 23
Planned Start 2021-07-18 @ 17:30:00.000
Actual Start 2021-07-18 @ 17:19:02.625
Finish Time 2021-07-18 @ 17:28:35.337
Track Length 2.4332mi.
Total Laps 128
Total Distance Covered 311.4610mi.

Session Fastest Lap History

NO	CL	NAME	LAP TIME	TIME OF DAY	LAP	VEHICLE
188		Dawid KRAWIECKI	1:40.755	17:20:43.405	1	Yamaha R6
17		Philip BAKER	1:35.041	17:22:18.862	2	Yamaha R6
17		Philip BAKER	1:34.318	17:23:53.180	3	Yamaha R6
56		Michael MILLS	1:34.274	17:23:53.488	3	Yamaha R6
56		Michael MILLS	1:34.037	17:25:27.515	4	Yamaha R6
56		Michael MILLS	1:33.851	17:27:01.376	5	Yamaha R6
188		Dawid KRAWIECKI	1:33.635	17:27:01.634	5	Yamaha R6

Session Leader History

NO	CL	NAME	FROM LAP	LAPS LED	DISTANCE	VEHICLE
188		Dawid KRAWIECKI	1	1	2.43 miles	Yamaha R6
17		Philip BAKER	2	3	7.29 miles	Yamaha R6
56		Michael MILLS	5	2	4.86 miles	Yamaha R6

Flag History

TYPE	TIME OF DAY
GREEN	17:19:02.625
FINISH	17:28:35.337

Flag Statistics

TYPE	COUNT	TOTAL LAPS	TOTAL TIME
Green	1	6	10:49.898
Red	0	0	0.000
Safety Car	0	0	0.000
FCY	0	0	0.000

BMCRC - MRO Championships 2021 - Rnd 4 @ Brands Hatch GP

Team Respro MRO 600 & DART Motorsport Clubman 600

RACE 18 - STATISTICS

CLASS :

13 Starters

Fastest Lap History

NO	NAME	LAP TIME	TIME OF DAY	LAP	VEHICLE
188	Dawid KRAWIECKI	1:40.755	17:20:43.405	1	Yamaha R6
17	Philip BAKER	1:35.041	17:22:18.862	2	Yamaha R6
17	Philip BAKER	1:34.318	17:23:53.180	3	Yamaha R6
56	Michael MILLS	1:34.274	17:23:53.488	3	Yamaha R6
56	Michael MILLS	1:34.037	17:25:27.515	4	Yamaha R6
56	Michael MILLS	1:33.851	17:27:01.376	5	Yamaha R6
188	Dawid KRAWIECKI	1:33.635	17:27:01.634	5	Yamaha R6

Leader History

NO	NAME	FROM LAP	LAPS LED	DISTANCE	VEHICLE
188	Dawid KRAWIECKI	1	1	2.43 miles	Yamaha R6
17	Philip BAKER	2	3	7.29 miles	Yamaha R6
56	Michael MILLS	5	2	4.86 miles	Yamaha R6

Weather / Track : Sunny / Dry

Results can be found at www.tsl-timing.com

Page 2 of 3

Brands Hatch GP
Circuit Length = 2.4332 miles
Start: 17:19 Flag 17:28 End: 17:29

Printed - 17:30 Sunday, 18 July 2021

BMCRC - MRO Championships 2021 - Rnd 4 @ Brands Hatch GP

Team Respro MRO 600 & DART Motorsport Clubman 600

RACE 18 - STATISTICS

CLASS : C

10 Starters

Fastest Lap History

NO	NAME	LAP TIME	TIME OF DAY	LAP	VEHICLE
37	Alexander LATHAM	1:43.515	17:20:46.156	1	Triumph Daytona
37	Alexander LATHAM	1:36.699	17:22:22.854	2	Triumph Daytona
818	Alex BARKER	1:36.666	17:25:38.054	4	Yamaha R6
818	Alex BARKER	1:36.221	17:28:51.321	6	Yamaha R6

Leader History

NO	NAME	FROM LAP	LAPS LED	DISTANCE	VEHICLE
37	Alexander LATHAM	1	3	7.29 miles	Triumph Daytona
818	Alex BARKER	4	3	7.29 miles	Yamaha R6

Weather / Track : Sunny / Dry

Results can be found at www.tsl-timing.com

Page 3 of 3

Brands Hatch GP
Circuit Length = 2.4332 miles
Start: 17:19 Flag 17:28 End: 17:29

Printed - 17:30 Sunday, 18 July 2021

BMCRC-MRO Championships 2021



MRO MINITWINS supported by **PROPERLY PROTECTED**

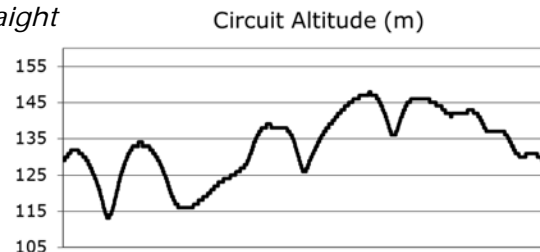
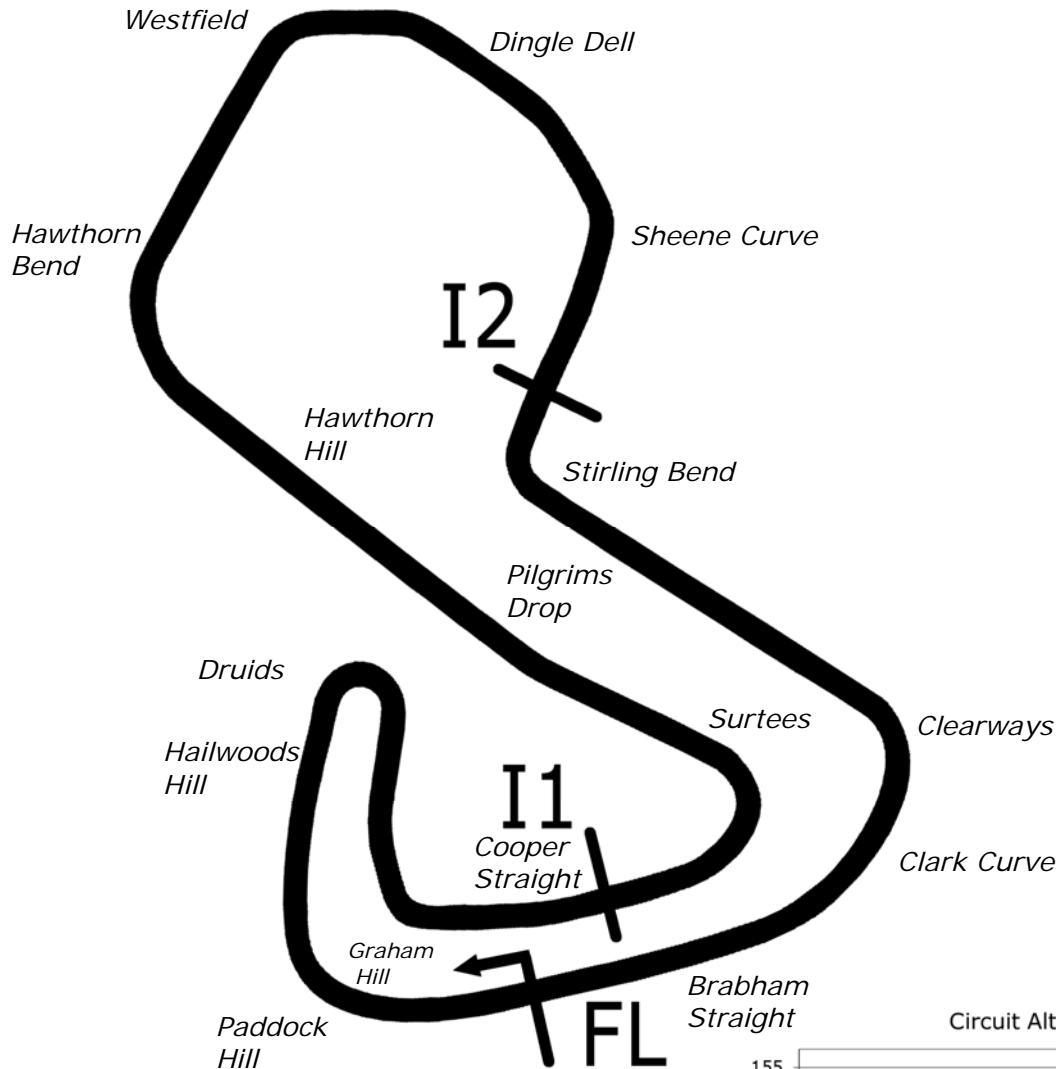
Brands Hatch GP

17th / 18th July 2021



Results Provided by Timing Solutions Ltd
www.tsl-timing.com

Brands Hatch GP



Length	2.4332 miles	3916.0 m	
FL		51.36032 N	0.26032 E
I1	1116m	51.35934 N	0.25955 E
I2	2928m	51.35532 N	0.26250 E
Pit Entry	3646m	51.35911 N	0.25743 E
Pit Exit	26m after FL	51.36027 N	0.26078 E
Pit Entry-Pit Exit 277m, 19.9s @50kph, 16.6s @60kph			

All results available at www.tsl-timing.com

BMCRC - MRO Championships 2021 - Rnd 4 @ Brands Hatch GP



MRO Minitwins

QUALIFYING - CLASSIFICATION

POS	NO	NAME	ENTRY	TIME	ON	LAPS	GAP	DIFF	MPH
1	26	Glynn DAVIES	Suzuki SV650 -	1:39.765	3	7			87.80
2	96	Dan HARRIS	Suzuki SV650 - HP Racing	1:40.062	6	7	0.297	0.297	87.54
3	661	Cameron HARRIS	Suzuki SV650 - HARRIS PERFORMANCE	1:40.327	6	7	0.562	0.265	87.31
4	78	Keith POVAH	Suzuki SV650 - Instagram @crap.sack give us a follow!	1:40.483	3	5	0.718	0.156	87.17
5	95	John REYNOLDS	Suzuki SV650 - Fins Motorcycles	1:40.544	3	6	0.779	0.061	87.12
6	232	Matt WETHERELL	Suzuki SV650 - MSG Racing/Lamonde.com/FWR Tyres	1:40.778	3	4	1.013	0.234	86.92
7	19	Kevin LILLEY	Suzuki SV650 - Trafalgar Cleaning Eqpt. / Steve Jordar	1:42.240	7	7	2.475	1.462	85.67
8	710	Craig HENSTOCK	Suzuki SV650 - Alheavy Ltd / Kronos Threat Managem	1:42.297	6	7	2.532	0.057	85.63
9	66*	Mitch DUCRAN	Suzuki SV650 - JP Haulage	1:42.676	5	7	2.911	0.379	85.31
10	16	Martin COOPER	Suzuki SV650 -	1:43.731	2	7	3.966	1.055	84.44
11	5	Barry MANTELL	Suzuki SV650 S - Swedish car connection	1:44.700	3	7	4.935	0.969	83.66
12	48	Shaun WALLIS	Yamaha R6 - MBC Despatch Racing	1:45.899	5	7	6.134	1.199	82.71
13	159	Benn RIDGWELL	Suzuki SV650 - Ridgely Racing	1:46.049	5	7	6.284	0.150	82.60
14	84	Ricardo BRANCO	Suzuki SV650 - IMP Racing	1:46.546	6	7	6.781	0.497	82.21
15	40	Simon WILKINSON	Suzuki SV650 - S P Wilkinson Engineering Ltd	1:46.610	6	7	6.845	0.064	82.16
16	58	James SHEEHAN	Suzuki SV650 - Sheehan Racing	1:46.611	1	2	6.846	0.001	82.16
17	81	Malvern MAY	Suzuki SV650 -	1:46.660	6	7	6.895	0.049	82.12
18	23	Claire BECKETT	Suzuki SV650 - P Sheils & Sons	1:46.806	6	7	7.041	0.146	82.01
19	99	Lee ELLIS	Suzuki SV650 -	1:47.492	6	7	7.727	0.686	81.49
20	34	Andrew JOHNSON	Suzuki SV650 - Rose & Charlie Racing	1:48.936	3	7	9.171	1.444	80.41
21	62*	James KING	Suzuki SV650 - King and Drury construction	1:49.000	6	7	9.235	0.064	80.36
22	6	Daniel GOUGH	Suzuki SV650 - G Force Motorcycles	1:49.017	6	7	9.252	0.017	80.35
23	144	Nick CRONIN	Suzuki SV650 -	1:49.532	4	7	9.767	0.515	79.97
24	47	Tristan BOHANAN	Suzuki SV650 - Myself	1:50.088	6	6	10.323	0.556	79.57
25	44*	Tony PARKER	Suzuki SV650 - Emerald Elevators/PriceLess Copiers	1:50.194	5	6	10.429	0.106	79.49
26	561	David LESLIE	Suzuki SV650 -	1:50.613	5	6	10.848	0.419	79.19
27	455	Tyler DONOVAN	Suzuki SV650 -	1:50.950	2	2	11.185	0.337	78.95
28	138	Craig JARMIN	Suzuki SV650 - BK Racing	1:54.810	5	6	15.045	3.860	76.29
29	50	Adam RIDGWELL	Suzuki SV650 - Ridgely Racing	1:59.199	6	6	19.434	4.389	73.48
30	70	Vanessa GILLAM	Suzuki SV650 - No More Straps Ltd	2:03.012	5	6	23.247	3.813	71.21

* Bikes 62 & 66 - No working transponder fitted. Please fix for the race.

* Bike 44 - Transponder intermittent - please check

Brands Hatch GP

Circuit Length = 2.4332 miles

Start: 09:33 Flag 09:46 End: 09:48

Weather / Track : Sunny / Dry

These results are provisional until the conclusion of any judicial and technical matters.

Clerk Of Course :	Stewards :	Timekeeper : Craig Smith
-------------------	------------	--------------------------

Results can be found at www.tsl-timing.com

Printed - 09:48 Saturday, 17 July 2021



BMCRC - MRO Championships 2021 - Rnd 4 @ Brands Hatch GP

MRO Minitwins

QUALIFYING - SECTOR ANALYSIS



SECTOR 1 = FL to I1, SECTOR 2 = I1 to I2, SECTOR 3 = I2 to FL, DIFF = Difference To Personal Best Lap, P = Crossed Finish Line in Pit Lane, D = Time Disallowed

P1 26		Glynn DAVIES		Suzuki SV650 -			
IDEAL LAP TIME : 1:39.594		BEST LAP TIME : 1:39.765		DIFFERENCE : 0.171			
LAP	SECTOR 1	SECTOR 2	SECTOR 3	LAP TIME	MPH	DIFF	TIME OF DAY
1 -	31.621	44.922	24.191	1:40.734	86.96	0.969	09:36:29.580
2 -	31.360	45.627	24.147	1:41.134	86.61	1.369	09:38:10.714
3 -	31.119	44.537	24.109	1:39.765 (1)	87.80		09:39:50.479
4 -	31.437	44.664	24.750	1:40.851	86.85	1.086	09:41:31.330
5 -	31.720	44.878	24.326	1:40.924	86.79	1.159	09:43:12.254
6 -	31.614	44.578	23.973	1:40.165 (3)	87.45	0.400	09:44:52.419
7 -	31.163	44.502	24.181	1:39.846 (2)	87.73	0.081	09:46:32.265

P2 96		Dan HARRIS		Suzuki SV650 - HP Racing			
IDEAL LAP TIME : 1:39.803		BEST LAP TIME : 1:40.062		DIFFERENCE : 0.259			
LAP	SECTOR 1	SECTOR 2	SECTOR 3	LAP TIME	MPH	DIFF	TIME OF DAY
1 -	32.838	45.169	24.476	1:42.483	85.47	2.421	09:36:36.051
2 -	31.644	44.615	24.191	1:40.450 (3)	87.20	0.388	09:38:16.501
3 -	31.706	45.171	24.252	1:41.129	86.62	1.067	09:39:57.630
4 -	31.437	44.828	24.097	1:40.362 (2)	87.28	0.300	09:41:37.992
5 -	32.386	46.247	24.702	1:43.335	84.77	3.273	09:43:21.327
6 -	31.448	44.462	24.152	1:40.062 (1)	87.54		09:45:01.389
7 -	31.840	44.750	23.904	1:40.494	87.16	0.432	09:46:41.883

P3 661		Cameron HARRIS		Suzuki SV650 - HARRIS PERFORMANCE			
IDEAL LAP TIME : 1:40.101		BEST LAP TIME : 1:40.327		DIFFERENCE : 0.226			
LAP	SECTOR 1	SECTOR 2	SECTOR 3	LAP TIME	MPH	DIFF	TIME OF DAY
1 -	32.817	45.980	24.390	1:43.187	84.89	2.860	09:36:33.788
2 -	32.468	44.833	23.947	1:41.248	86.51	0.921	09:38:15.036
3 -	32.145	45.356	24.084	1:41.585	86.23	1.258	09:39:56.621
4 -	31.640	44.883	24.238	1:40.761 (2)	86.93	0.434	09:41:37.382
5 -	32.335	45.862	24.130	1:42.327	85.60	2.000	09:43:19.709
6 -	31.625	44.627	24.075	1:40.327 (1)	87.31		09:45:00.036
7 -	31.527	45.453	24.251	1:41.231 (3)	86.53	0.904	09:46:41.267

P4 78		Keith POVAH		Suzuki SV650 - Instagram @crap.sack give us a follow!			
IDEAL LAP TIME : 1:40.343		BEST LAP TIME : 1:40.483		DIFFERENCE : 0.140			
LAP	SECTOR 1	SECTOR 2	SECTOR 3	LAP TIME	MPH	DIFF	TIME OF DAY
1 -	32.394	45.243	24.324	1:41.961	85.91	1.478	09:36:33.228
2 -	32.218	45.118	24.090	1:41.426 (3)	86.36	0.943	09:38:14.654
3 -	31.761	44.875	23.847	1:40.483 (1)	87.17		09:39:55.137
4 -	31.623	46.069	24.097	1:41.789	86.05	1.306	09:41:36.926
5 -	31.621	45.170	24.255	1:41.046 (2)	86.69	0.563	09:43:17.972

P5 95		John REYNOLDS		Suzuki SV650 - Fins Motorcycles			
IDEAL LAP TIME : 1:40.357		BEST LAP TIME : 1:40.544		DIFFERENCE : 0.187			
LAP	SECTOR 1	SECTOR 2	SECTOR 3	LAP TIME	MPH	DIFF	TIME OF DAY
1 -	32.555	46.197	24.375	1:43.127	84.94	2.583	09:36:33.650
2 -	32.123	45.091	24.043	1:41.257 (3)	86.51	0.713	09:38:14.907
3 -	31.775	44.927	23.842	1:40.544 (1)	87.12		09:39:55.451
4 -	32.021	45.032	24.207	1:41.260	86.50	0.716	09:41:36.711
5 -	32.216	45.553	24.208	1:41.977	85.90	1.433	09:43:18.688
6 -	31.588	45.087	23.915	1:40.590 (2)	87.08	0.046	09:44:59.278

Weather / Track : Sunny / Dry

Brands Hatch GP
 Circuit Length = 2.4332 miles
 Start: 09:33 Flag 09:46 End: 09:48

BMCRC - MRO Championships 2021 - Rnd 4 @ Brands Hatch GP

MRO Minitwins

QUALIFYING - SECTOR ANALYSIS



SECTOR 1 = FL to I1, SECTOR 2 = I1 to I2, SECTOR 3 = I2 to FL, DIFF = Difference To Personal Best Lap, P = Crossed Finish Line in Pit Lane, D = Time Disallowed

P6 232		Matt WETHERELL		Suzuki SV650 - MSG Racing/Lamonde.com/FWR Tyres			
IDEAL LAP TIME : 1:40.757		BEST LAP TIME : 1:40.778		DIFFERENCE : 0.021			
LAP	SECTOR 1	SECTOR 2	SECTOR 3	LAP TIME	MPH	DIFF	TIME OF DAY
1 -	32.815	46.267	24.465	1:43.547	84.59	2.769	09:36:30.614
2 -	31.791	45.481	24.287	1:41.559 (2)	86.25	0.781	09:38:12.173
3 -	31.487	45.034	24.257	1:40.778 (1)	86.92		09:39:52.951
4 -	31.572	45.013	25.027	1:41.612 (3)	86.20	0.834	09:41:34.563

P7 19		Kevin LILLEY		Suzuki SV650 - Trafalgar Cleaning Eqpt. / Steve Jordan Motorcy			
IDEAL LAP TIME : 1:42.094		BEST LAP TIME : 1:42.240		DIFFERENCE : 0.146			
LAP	SECTOR 1	SECTOR 2	SECTOR 3	LAP TIME	MPH	DIFF	TIME OF DAY
1 -	33.345	46.578	25.321	1:45.244	83.23	3.004	09:36:47.068
2 -	33.270	47.490	25.174	1:45.934	82.69	3.694	09:38:33.002
3 -	32.129	45.889	24.353	1:42.371 (2)	85.56	0.131	09:40:15.373
4 -	32.709	46.143	24.892	1:43.744	84.43	1.504	09:41:59.117
5 -	32.153	46.155	24.454	1:42.762 (3)	85.24	0.522	09:43:41.879
6 -	32.417	45.891	24.574	1:42.882	85.14	0.642	09:45:24.761
7 -	32.275	45.690	24.275	1:42.240 (1)	85.67		09:47:07.001

P8 710		Craig HENSTOCK		Suzuki SV650 - Alheavy Ltd / Kronos Threat Management			
IDEAL LAP TIME : 1:41.724		BEST LAP TIME : 1:42.297		DIFFERENCE : 0.573			
LAP	SECTOR 1	SECTOR 2	SECTOR 3	LAP TIME	MPH	DIFF	TIME OF DAY
1 -	OUTLAP	48.277	24.761	1:49.253	80.17	6.956	09:37:13.162
2 -	31.926	46.935	25.423	1:44.284	83.99	1.987	09:38:57.446
3 -	31.990	46.397	25.004	1:43.391	84.72	1.094	09:40:40.837
4 -	32.211	45.656	25.165	1:43.032 (3)	85.02	0.735	09:42:23.869
5 -	32.361	46.143	24.542	1:43.046	85.00	0.749	09:44:06.915
6 -	31.587	46.004	24.706	1:42.297 (1)	85.63		09:45:49.212
7 -	31.901	46.185	24.481	1:42.567 (2)	85.40	0.270	09:47:31.779

P9 66		Mitch DUCRAN		Suzuki SV650 - JP Haulage			
IDEAL LAP TIME :		BEST LAP TIME : 1:42.676		DIFFERENCE :			
LAP	SECTOR 1	SECTOR 2	SECTOR 3	LAP TIME	MPH	DIFF	TIME OF DAY
1 -				1:45.961	82.67	3.285	09:36:53.687
2 -				1:45.095	83.35	2.419	09:38:38.782
3 -				1:44.209	84.06	1.533	09:40:22.991
4 -				1:45.711	82.86	3.035	09:42:08.702
5 -				1:42.676 (1)	85.31		09:43:51.378
6 -				1:43.275 (2)	84.82	0.599	09:45:34.653
7 -				1:43.523 (3)	84.61	0.847	09:47:18.176

P10 16		Martin COOPER		Suzuki SV650 -			
IDEAL LAP TIME : 1:43.341		BEST LAP TIME : 1:43.731		DIFFERENCE : 0.390			
LAP	SECTOR 1	SECTOR 2	SECTOR 3	LAP TIME	MPH	DIFF	TIME OF DAY
1 -	35.310	47.466	24.965	1:47.741	81.30	4.010	09:36:52.427
2 -	32.514	46.136	25.081	1:43.731 (1)	84.44		09:38:36.158
3 -	32.878	47.298	24.916	1:45.092	83.35	1.361	09:40:21.250
4 -	32.583	46.569	25.177	1:44.329	83.96	0.598	09:42:05.579
5 -	32.426	46.450	24.880	1:43.756 (2)	84.42	0.025	09:43:49.335
6 -	32.563	46.800	24.980	1:44.343	83.95	0.612	09:45:33.678
7 -	32.446	47.097	24.779	1:44.322 (3)	83.96	0.591	09:47:18.000

Weather / Track : Sunny / Dry

Brands Hatch GP
Circuit Length = 2.4332 miles
Start: 09:33 Flag 09:46 End: 09:48

BMCRC - MRO Championships 2021 - Rnd 4 @ Brands Hatch GP

MRO Minitwins

QUALIFYING - SECTOR ANALYSIS



SECTOR 1 = FL to I1, SECTOR 2 = I1 to I2, SECTOR 3 = I2 to FL, DIFF = Difference To Personal Best Lap, P = Crossed Finish Line in Pit Lane, D = Time Disallowed

P11 5		Barry MANTELL		Suzuki SV650 S - Swedish car connection			
IDEAL LAP TIME : 1:43.410		BEST LAP TIME : 1:44.700		DIFFERENCE : 1.290			
LAP	SECTOR 1	SECTOR 2	SECTOR 3	LAP TIME	MPH	DIFF	TIME OF DAY
1 -	34.107	48.474	25.378	1:47.959	81.14	3.259	09:36:46.952
2 -	33.084	48.226	25.116	1:46.426	82.30	1.726	09:38:33.378
3 -	33.446	46.018	25.236	1:44.700 (1)	83.66		09:40:18.078
4 -	34.045	47.421	25.539	1:47.005	81.86	2.305	09:42:05.083
5 -	33.932	46.607	24.914	1:45.453 (2)	83.06	0.753	09:43:50.536
6 -	32.478	47.770	25.447	1:45.695 (3)	82.87	0.995	09:45:36.231
7 -	32.714	47.985	25.371	1:46.070	82.58	1.370	09:47:22.301

P12 48		Shaun WALLIS		Yamaha R6 - MBC Despatch Racing			
IDEAL LAP TIME : 1:45.700		BEST LAP TIME : 1:45.899		DIFFERENCE : 0.199			
LAP	SECTOR 1	SECTOR 2	SECTOR 3	LAP TIME	MPH	DIFF	TIME OF DAY
1 -	34.474	48.656	25.383	1:48.513	80.72	2.614	09:36:54.702
2 -	33.559	48.193	26.200	1:47.952 (3)	81.14	2.053	09:38:42.654
3 -	33.235	49.055	26.205	1:48.495	80.73	2.596	09:40:31.149
4 -	33.581	48.462	25.621	1:47.664 (2)	81.36	1.765	09:42:18.813
5 -	33.434	47.183	25.282	1:45.899 (1)	82.71		09:44:03.712
6 -	33.563	49.719	26.675	1:49.957	79.66	4.058	09:45:54.669
7 -	33.670	49.209	25.755	1:48.634	80.63	2.735	09:47:43.303

P13 159		Benn RIDGWELL		Suzuki SV650 - Ridgely Racing			
IDEAL LAP TIME : 1:45.526		BEST LAP TIME : 1:46.049		DIFFERENCE : 0.523			
LAP	SECTOR 1	SECTOR 2	SECTOR 3	LAP TIME	MPH	DIFF	TIME OF DAY
1 -	35.485	49.479	25.721	1:50.685	79.14	4.636	09:36:55.900
2 -	34.188	47.211	25.737	1:47.136	81.76	1.087	09:38:43.036
3 -	34.077	48.147	26.126	1:48.350	80.84	2.301	09:40:31.386
4 -	33.797	47.280	25.388	1:46.465 (2)	82.27	0.416	09:42:17.851
5 -	33.739	47.346	24.964	1:46.049 (1)	82.60		09:44:03.900
6 -	33.357	47.562	25.761	1:46.680 (3)	82.11	0.631	09:45:50.580
7 -	34.624	48.594	24.958	1:48.176	80.97	2.127	09:47:38.756

P14 84		Ricardo BRANCO		Suzuki SV650 - IMP Racing			
IDEAL LAP TIME : 1:46.326		BEST LAP TIME : 1:46.546		DIFFERENCE : 0.220			
LAP	SECTOR 1	SECTOR 2	SECTOR 3	LAP TIME	MPH	DIFF	TIME OF DAY
1 -	35.291	49.370	26.074	1:50.735	79.10	4.189	09:36:44.222
2 -	34.423	48.615	25.622	1:48.660	80.61	2.114	09:38:32.882
3 -	34.667	49.010	25.961	1:49.638	79.89	3.092	09:40:22.520
4 -	34.584	48.203	25.785	1:48.572 (3)	80.68	2.026	09:42:11.092
5 -	34.679	47.816	26.218	1:48.713	80.57	2.167	09:43:59.805
6 -	33.836	47.258	25.452	1:46.546 (1)	82.21		09:45:46.351
7 -	34.103	47.869	25.232	1:47.204 (2)	81.71	0.658	09:47:33.555

P15 40		Simon WILKINSON		Suzuki SV650 - S P Wilkinson Engineering Ltd			
IDEAL LAP TIME : 1:46.610		BEST LAP TIME : 1:46.610		DIFFERENCE : 0.000			
LAP	SECTOR 1	SECTOR 2	SECTOR 3	LAP TIME	MPH	DIFF	TIME OF DAY
1 -	34.485	48.875	26.146	1:49.506	79.99	2.896	09:36:44.662
2 -	34.606	49.083	25.690	1:49.379	80.08	2.769	09:38:34.041
3 -	34.529	48.632	25.759	1:48.920	80.42	2.310	09:40:22.961
4 -	34.612	48.159	25.693	1:48.464 (3)	80.76	1.854	09:42:11.425
5 -	33.856	47.979	25.903	1:47.738 (2)	81.30	1.128	09:43:59.163
6 -	33.468	47.587	25.555	1:46.610 (1)	82.16		09:45:45.773
7 -	35.837	49.110	25.791	1:50.738	79.10	4.128	09:47:36.511

Weather / Track : Sunny / Dry

Brands Hatch GP

Circuit Length = 2.4332 miles

Start: 09:33 Flag 09:46 End: 09:48

BMCRC - MRO Championships 2021 - Rnd 4 @ Brands Hatch GP

MRO Minitwins

QUALIFYING - SECTOR ANALYSIS



SECTOR 1 = FL to I1, SECTOR 2 = I1 to I2, SECTOR 3 = I2 to FL, DIFF = Difference To Personal Best Lap, P = Crossed Finish Line in Pit Lane, D = Time Disallowed

P16 58		James SHEEHAN		Suzuki SV650 - Sheehan Racing			
IDEAL LAP TIME : 1:43.754		BEST LAP TIME : 1:46.611		DIFFERENCE : 2.857			
LAP	SECTOR 1	SECTOR 2	SECTOR 3	LAP TIME	MPH	DIFF	TIME OF DAY
1 -	33.563	47.896	25.152	1:46.611 (1)	82.16		09:36:46.420
2 -	33.034	48.055	25.577	1:46.666 (2)	82.12	0.055	09:38:33.086

P17 81		Malvern MAY		Suzuki SV650 -			
IDEAL LAP TIME : 1:46.382		BEST LAP TIME : 1:46.660		DIFFERENCE : 0.278			
LAP	SECTOR 1	SECTOR 2	SECTOR 3	LAP TIME	MPH	DIFF	TIME OF DAY
1 -	34.416	49.577	25.746	1:49.739	79.82	3.079	09:36:48.156
2 -	33.195	48.316	25.590	1:47.101 (2)	81.79	0.441	09:38:35.257
3 -	33.791	48.819	26.334	1:48.944	80.40	2.284	09:40:24.201
4 -	33.896	47.996	25.916	1:47.808	81.25	1.148	09:42:12.009
5 -	33.706	47.724	25.944	1:47.374	81.58	0.714	09:43:59.383
6 -	33.473	47.693	25.494	1:46.660 (1)	82.12		09:45:46.043
7 -	33.817	47.859	25.546	1:47.222 (3)	81.69	0.562	09:47:33.265

P18 23		Claire BECKETT		Suzuki SV650 - P Sheils & Sons			
IDEAL LAP TIME : 1:46.756		BEST LAP TIME : 1:46.806		DIFFERENCE : 0.050			
LAP	SECTOR 1	SECTOR 2	SECTOR 3	LAP TIME	MPH	DIFF	TIME OF DAY
1 -	35.434	49.252	26.031	1:50.717	79.11	3.911	09:36:43.911
2 -	34.248	49.821	25.843	1:49.912	79.69	3.106	09:38:33.823
3 -	35.023	48.768	26.338	1:50.129	79.54	3.323	09:40:23.952
4 -	34.445	50.028	25.736	1:50.209	79.48	3.403	09:42:14.161
5 -	34.069	48.374	25.736	1:48.179 (3)	80.97	1.373	09:44:02.340
6 -	33.765	47.569	25.472	1:46.806 (1)	82.01		09:45:49.146
7 -	34.574	47.519	25.998	1:48.091 (2)	81.04	1.285	09:47:37.237

P19 99		Lee ELLIS		Suzuki SV650 -			
IDEAL LAP TIME : 1:46.946		BEST LAP TIME : 1:47.492		DIFFERENCE : 0.546			
LAP	SECTOR 1	SECTOR 2	SECTOR 3	LAP TIME	MPH	DIFF	TIME OF DAY
1 -	34.606	49.769	27.868	1:52.243	78.04	4.751	09:36:45.518
2 -	35.297	49.258	25.962	1:50.517	79.26	3.025	09:38:36.035
3 -	34.584	48.740	25.958	1:49.282	80.15	1.790	09:40:25.317
4 -	35.045	48.633	25.452	1:49.130	80.26	1.638	09:42:14.447
5 -	34.548	48.445	25.427	1:48.420 (3)	80.79	0.928	09:44:02.867
6 -	33.940	47.628	25.924	1:47.492 (1)	81.49		09:45:50.359
7 -	34.579	48.204	25.378	1:48.161 (2)	80.98	0.669	09:47:38.520

P20 34		Andrew JOHNSON		Suzuki SV650 - Rose & Charlie Racing			
IDEAL LAP TIME : 1:47.976		BEST LAP TIME : 1:48.936		DIFFERENCE : 0.960			
LAP	SECTOR 1	SECTOR 2	SECTOR 3	LAP TIME	MPH	DIFF	TIME OF DAY
1 -	35.398	50.250	26.252	1:51.900	78.28	2.964	09:36:56.410
2 -	34.583	48.639	25.782	1:49.004 (2)	80.36	0.068	09:38:45.414
3 -	34.710	48.205	26.021	1:48.936 (1)	80.41		09:40:34.350
4 -	34.276	49.014	25.818	1:49.108 (3)	80.28	0.172	09:42:23.458
5 -	34.069	49.351	25.702	1:49.122	80.27	0.186	09:44:12.580
6 -	34.713	49.020	25.933	1:49.666	79.87	0.730	09:46:02.246
7 -	34.899	49.695	25.828	1:50.422	79.33	1.486	09:47:52.668

Weather / Track : Sunny / Dry

Brands Hatch GP
Circuit Length = 2.4332 miles
Start: 09:33 Flag 09:46 End: 09:48

BMCRC - MRO Championships 2021 - Rnd 4 @ Brands Hatch GP

MRO Minitwins

QUALIFYING - SECTOR ANALYSIS



SECTOR 1 = FL to I1, SECTOR 2 = I1 to I2, SECTOR 3 = I2 to FL, DIFF = Difference To Personal Best Lap, P = Crossed Finish Line in Pit Lane, D = Time Disallowed

P21 62		James KING		Suzuki SV650 - King and Drury construction			
IDEAL LAP TIME :		BEST LAP TIME : 1:49.000		DIFFERENCE :			
LAP	SECTOR 1	SECTOR 2	SECTOR 3	LAP TIME	MPH	DIFF	TIME OF DAY
1 -				1:51.133	78.82	2.133	09:36:51.869
2 -				1:50.699	79.13	1.699	09:38:42.568
3 -				1:50.766	79.08	1.766	09:40:33.334
4 -				1:49.576 (2)	79.94	0.576	09:42:22.910
5 -				1:51.069	78.86	2.069	09:44:13.979
6 -				1:49.000 (1)	80.36		09:46:02.979
7 -				1:49.924 (3)	79.68	0.924	09:47:52.903

P22 6		Daniel GOUGH		Suzuki SV650 - G Force Motorcycles			
IDEAL LAP TIME : 1:49.017		BEST LAP TIME : 1:49.017		DIFFERENCE : 0.000			
LAP	SECTOR 1	SECTOR 2	SECTOR 3	LAP TIME	MPH	DIFF	TIME OF DAY
1 -	35.949	49.901	26.154	1:52.004	78.21	2.987	09:36:52.534
2 -	34.558	49.202	26.593	1:50.353	79.38	1.336	09:38:42.887
3 -	34.942	48.837	26.910	1:50.689	79.13	1.672	09:40:33.576
4 -	34.595	49.996	26.362	1:50.953	78.95	1.936	09:42:24.529
5 -	34.581	48.960	25.997	1:49.538 (2)	79.97	0.521	09:44:14.067
6 -	34.501	48.774	25.742	1:49.017 (1)	80.35		09:46:03.084
7 -	34.706	49.687	25.797	1:50.190 (3)	79.49	1.173	09:47:53.274

P23 144		Nick CRONIN		Suzuki SV650 -			
IDEAL LAP TIME : 1:48.238		BEST LAP TIME : 1:49.532		DIFFERENCE : 1.294			
LAP	SECTOR 1	SECTOR 2	SECTOR 3	LAP TIME	MPH	DIFF	TIME OF DAY
1 -	35.255	50.630	25.765	1:51.650	78.45	2.118	09:36:53.392
2 -	34.207	49.299	26.399	1:49.905 (3)	79.70	0.373	09:38:43.297
3 -	34.741	48.864	26.923	1:50.528	79.25	0.996	09:40:33.825
4 -	33.762	49.653	26.117	1:49.532 (1)	79.97		09:42:23.357
5 -	34.478	49.866	26.259	1:50.603	79.20	1.071	09:44:13.960
6 -	34.874	48.946	25.733	1:49.553 (2)	79.95	0.021	09:46:03.513
7 -	34.491	49.819	25.612	1:49.922	79.69	0.390	09:47:53.435

P24 47		Tristan BOHANAN		Suzuki SV650 - Myself			
IDEAL LAP TIME : 1:50.088		BEST LAP TIME : 1:50.088		DIFFERENCE : 0.000			
LAP	SECTOR 1	SECTOR 2	SECTOR 3	LAP TIME	MPH	DIFF	TIME OF DAY
1 -	35.786	51.008	26.205	1:52.999	77.52	2.911	09:37:00.643
2 -	35.431	50.757	26.561	1:52.749 (3)	77.69	2.661	09:38:53.392
3 -	35.336	50.188	27.548	1:53.072	77.47	2.984	09:40:46.464
4 -	35.135	52.182	26.493	1:53.810	76.96	3.722	09:42:40.274
5 -	34.824	50.588	26.257	1:51.669 (2)	78.44	1.581	09:44:31.943
6 -	34.155	49.952	25.981	1:50.088 (1)	79.57		09:46:22.031

P25 44		Tony PARKER		Suzuki SV650 - Emerald Elevators/PriceLess Copiers			
IDEAL LAP TIME : 1:51.772		BEST LAP TIME : 1:50.194		DIFFERENCE : -1.578			
LAP	SECTOR 1	SECTOR 2	SECTOR 3	LAP TIME	MPH	DIFF	TIME OF DAY
1 -			27.508	1:54.499	76.50	4.305	09:37:21.474
2 -	36.772	50.434	26.718	1:53.924	76.89	3.730	09:39:15.398
3 -			26.977	1:54.516	76.49	4.322	09:41:09.914
4 -				1:53.390 (3)	77.25	3.196	09:43:03.304
5 -	34.620			1:50.194 (1)	79.49		09:44:53.498
6 -				1:50.941 (2)	78.95	0.747	09:46:44.439

Weather / Track : Sunny / Dry

Brands Hatch GP
Circuit Length = 2.4332 miles
Start: 09:33 Flag 09:46 End: 09:48

BMCRC - MRO Championships 2021 - Rnd 4 @ Brands Hatch GP

MRO Minitwins

QUALIFYING - SECTOR ANALYSIS



SECTOR 1 = FL to I1, SECTOR 2 = I1 to I2, SECTOR 3 = I2 to FL, DIFF = Difference To Personal Best Lap, P = Crossed Finish Line in Pit Lane, D = Time Disallowed

P26 561		David LESLIE		Suzuki SV650 -			
IDEAL LAP TIME : 1:50.441		BEST LAP TIME : 1:50.613		DIFFERENCE : 0.172			
LAP	SECTOR 1	SECTOR 2	SECTOR 3	LAP TIME	MPH	DIFF	TIME OF DAY
1 -	35.616	51.145	26.235	1:52.996	77.52	2.383	09:37:01.552
2 -	35.083	50.982	26.141	1:52.206 (3)	78.06	1.593	09:38:53.758
3 -	35.428	50.780	26.582	1:52.790	77.66	2.177	09:40:46.548
4 -	35.304	51.092	26.259	1:52.655	77.75	2.042	09:42:39.203
5 -	34.487	50.332	25.794	1:50.613 (1)	79.19		09:44:29.816
6 -	34.757	50.195	25.759	1:50.711 (2)	79.12	0.098	09:46:20.527

P27 455		Tyler DONOVAN		Suzuki SV650 -			
IDEAL LAP TIME : 1:50.950		BEST LAP TIME : 1:50.950		DIFFERENCE : 0.000			
LAP	SECTOR 1	SECTOR 2	SECTOR 3	LAP TIME	MPH	DIFF	TIME OF DAY
1 -	36.088	50.524	26.877	1:53.489 (2)	77.18	2.539	09:37:06.226
2 -	34.986	49.910	26.054	1:50.950 (1)	78.95		09:38:57.176

P28 138		Craig JARMIN		Suzuki SV650 - BK Racing			
IDEAL LAP TIME : 1:54.603		BEST LAP TIME : 1:54.810		DIFFERENCE : 0.207			
LAP	SECTOR 1	SECTOR 2	SECTOR 3	LAP TIME	MPH	DIFF	TIME OF DAY
1 -	38.797	54.771	27.527	2:01.095	72.33	6.285	09:37:17.566
2 -	36.456	52.424	27.856	1:56.736 (3)	75.03	1.926	09:39:14.302
3 -	38.281	51.919	28.065	1:58.265	74.06	3.455	09:41:12.567
4 -	36.480	52.559	27.960	1:56.999	74.87	2.189	09:43:09.566
5 -	36.215	51.597	26.998	1:54.810 (1)	76.29		09:45:04.376
6 -	36.008	51.795	27.977	1:55.780 (2)	75.65	0.970	09:47:00.156

P29 50		Adam RIDGWELL		Suzuki SV650 - Ridgey Racing			
IDEAL LAP TIME : 1:59.199		BEST LAP TIME : 1:59.199		DIFFERENCE : 0.000			
LAP	SECTOR 1	SECTOR 2	SECTOR 3	LAP TIME	MPH	DIFF	TIME OF DAY
1 -	39.496	55.372	28.608	2:03.476	70.94	4.277	09:37:18.801
2 -	39.577	54.286	28.523	2:02.386	71.57	3.187	09:39:21.187
3 -	40.703	54.388	28.865	2:03.956	70.66	4.757	09:41:25.143
4 -	39.525	53.890	27.959	2:01.374 (3)	72.17	2.175	09:43:26.517
5 -	38.305	53.225	27.866	1:59.396 (2)	73.36	0.197	09:45:25.913
6 -	38.201	53.221	27.777	1:59.199 (1)	73.48		09:47:25.112

P30 70		Vanessa GILLAM		Suzuki SV650 - No More Straps Ltd			
IDEAL LAP TIME : 2:02.564		BEST LAP TIME : 2:03.012		DIFFERENCE : 0.448			
LAP	SECTOR 1	SECTOR 2	SECTOR 3	LAP TIME	MPH	DIFF	TIME OF DAY
1 -	40.692	56.707	29.176	2:06.575	69.20	3.563	09:37:22.947
2 -	38.935	56.864	29.303	2:05.102 (3)	70.02	2.090	09:39:28.049
3 -	40.278	56.856	30.070	2:07.204	68.86	4.192	09:41:35.253
4 -	39.866	57.135	29.506	2:06.507	69.24	3.495	09:43:41.760
5 -	38.971	55.173	28.868	2:03.012 (1)	71.21		09:45:44.772
6 -	39.624	56.101	28.456	2:04.181 (2)	70.54	1.169	09:47:48.953

BMCRC - MRO Championships 2021 - Rnd 4 @ Brands Hatch GP

MRO Minitwins

QUALIFYING - BEST SECTORS

SECTOR 1				SECTOR 2				SECTOR 3				IDEAL / BEST COMPARISON			
POS	NO	NAME	TIME	NO	NAME	TIME	NO	NAME	TIME	POS	NO	NAME	IDEAL	BEST	DIFF
												PERFECT LAP	1:39.423		
1	26	DAVIES	31.119	96	HARRIS	44.462	95	REYNOLDS	23.842	1	26	DAVIES	1:39.594	1:39.765	0.171
2	96	HARRIS	31.437	26	DAVIES	44.502	78	POVAH	23.847	2	96	HARRIS	1:39.803	1:40.062	0.259
3	232	WETHERELL	31.487	661	HARRIS	44.627	96	HARRIS	23.904	3	661	HARRIS	1:40.101	1:40.327	0.226
4	661	HARRIS	31.527	78	POVAH	44.875	661	HARRIS	23.947	4	78	POVAH	1:40.343	1:40.483	0.140
5	710	HENSTOCK	31.587	95	REYNOLDS	44.927	26	DAVIES	23.973	5	95	REYNOLDS	1:40.357	1:40.544	0.187
6	95	REYNOLDS	31.588	232	WETHERELL	45.013	232	WETHERELL	24.257	6	232	WETHERELL	1:40.757	1:40.778	0.021
7	78	POVAH	31.621	710	HENSTOCK	45.656	19	LILLEY	24.275	7	710	HENSTOCK	1:41.724	1:42.297	0.573
8	19	LILLEY	32.129	19	LILLEY	45.690	710	HENSTOCK	24.481	8	19	LILLEY	1:42.094	1:42.240	0.146
9	16	COOPER	32.426	58	SHEEHAN	45.726	16	COOPER	24.779	9	16	COOPER	1:43.341	1:43.731	0.390
10	5	MANTELL	32.478	5	MANTELL	46.018	5	MANTELL	24.914	10	5	MANTELL	1:43.410	1:44.700	1.290
11	58	SHEEHAN	32.876	16	COOPER	46.136	159	RIDGWELL	24.958	11	58	SHEEHAN	1:43.754	1:46.611	2.857
12	81	MAY	33.195	48	WALLIS	47.183	58	SHEEHAN	25.152	12	159	RIDGWELL	1:45.526	1:46.049	0.523
13	48	WALLIS	33.235	159	RIDGWELL	47.211	84	BRANCO	25.232	13	48	WALLIS	1:45.700	1:45.899	0.199
14	159	RIDGWELL	33.357	84	BRANCO	47.258	48	WALLIS	25.282	14	84	BRANCO	1:46.326	1:46.546	0.220
15	40	WILKINSON	33.468	23	BECKETT	47.519	99	ELLIS	25.378	15	81	MAY	1:46.382	1:46.660	0.278
16	144	CRONIN	33.762	40	WILKINSON	47.587	23	BECKETT	25.472	16	40	WILKINSON	1:46.610	1:46.610	0.000
17	23	BECKETT	33.765	99	ELLIS	47.628	81	MAY	25.494	17	23	BECKETT	1:46.756	1:46.806	0.050
18	84	BRANCO	33.836	81	MAY	47.693	40	WILKINSON	25.555	18	99	ELLIS	1:46.946	1:47.492	0.546
19	99	ELLIS	33.940	34	JOHNSON	48.205	144	CRONIN	25.612	19	34	JOHNSON	1:47.976	1:48.936	0.960
20	34	JOHNSON	34.069	6	GOUGH	48.774	34	JOHNSON	25.702	20	144	CRONIN	1:48.238	1:49.532	1.294
21	47	BOHANAN	34.155	144	CRONIN	48.864	6	GOUGH	25.742	21	6	GOUGH	1:49.017	1:49.017	0.000
22	561	LESLIE	34.487	455	DONOVAN	49.910	561	LESLIE	25.759	22	47	BOHANAN	1:50.088	1:50.088	0.000
23	6	GOUGH	34.501	47	BOHANAN	49.952	47	BOHANAN	25.981	23	561	LESLIE	1:50.441	1:50.613	0.172
24	44	PARKER	34.620	561	LESLIE	50.195	455	DONOVAN	26.054	24	455	DONOVAN	1:50.950	1:50.950	0.000
25	455	DONOVAN	34.986	44	PARKER	50.434	44	PARKER	26.718	25	44	PARKER	1:51.772	1:50.194	-1.578
26	138	JARMIN	36.008	138	JARMIN	51.597	138	JARMIN	26.998	26	138	JARMIN	1:54.603	1:54.810	0.207
27	50	RIDGWELL	38.201	50	RIDGWELL	53.221	50	RIDGWELL	27.777	27	50	RIDGWELL	1:59.199	1:59.199	0.000
28	70	GILLAM	38.935	70	GILLAM	55.173	70	GILLAM	28.456	28	70	GILLAM	2:02.564	2:03.012	0.448
29										29	66	DUCRAN		1:42.676	
30										30	62	KING		1:49.000	

Weather / Track : Sunny / Dry

Results can be found at www.tsl-timing.com

Brands Hatch GP

Circuit Length = 2.4332 miles

Start: 09:33 Flag 09:46 End: 09:48

Printed - 09:48 Saturday, 17 July 2021

BMCRC - MRO Championships 2021 - Rnd 4 @ Brands Hatch GP

MRO Minitwins

QUALIFYING - STATISTICS

Competitors Started 30
Planned Start 2021-07-17 @ 09:34:00.000
Actual Start 2021-07-17 @ 09:33:28.200
Finish Time 2021-07-17 @ 09:46:16.377
Track Length 2.4332mi.
Total Laps 188
Total Distance Covered 457.4584mi.

Session Fastest Lap History

NO	NAME	LAP TIME	TIME OF DAY	LAP	VEHICLE
26	Glynn DAVIES	1:40.734	09:36:29.609	1	Suzuki SV650
96	Dan HARRIS	1:40.450	09:38:16.524	2	Suzuki SV650
26	Glynn DAVIES	1:39.765	09:39:50.508	3	Suzuki SV650

Flag History

TYPE	TIME OF DAY
GREEN	09:33:28.200
FINISH	09:46:16.377

Flag Statistics

TYPE	COUNT	TOTAL LAPS	TOTAL TIME
Green	1	7	14:40.743
Red	0	0	0.000
Safety Car	0	0	0.000
FCY	0	0	0.000

BMCRC - MRO Championships 2021 - Rnd 4 @ Brands Hatch GP



MRO Minitwins

RACE 2 - GRID (6 Laps)

ROW 11	33		32		31	112 James NAGY
ROW 10	30	2:03.012 70 Vanessa GILLAM	29	1:59.199 50 Adam RIDGWELL	28	1:54.810 138 Craig JARMIN
ROW 9	27	1:50.950 455 Tyler DONOVAN	26	1:50.613 561 David LESLIE	25	1:50.194 44 Tony PARKER
ROW 8	24	1:50.088 47 Tristan BOHANAN	23	1:49.532 144 Nick CRONIN	22	1:49.017 6 Daniel GOUGH
ROW 7	21	1:49.000 62 James KING	20	1:48.936 34 Andrew JOHNSON	19	1:47.492 99 Lee ELLIS
ROW 6	18	1:46.806 23 Claire BECKETT	17	1:46.660 81 Malvern MAY	16	1:46.611 58 James SHEEHAN
ROW 5	15	1:46.610 40 Simon WILKINSON	14	1:46.546 84 Ricardo BRANCO	13	1:46.049 159 Benn RIDGWELL
ROW 4	12	1:45.899 48 Shaun WALLIS	11	1:44.700 5 Barry MANTELL	10	1:43.731 16 Martin COOPER
ROW 3	9	1:42.676 66 Mitch DUCRAN	8	1:42.297 710 Craig HENSTOCK	7	1:42.240 19 Kevin LILLEY
ROW 2	6	1:40.778 232 Matt WETHERELL	5	1:40.544 95 John REYNOLDS	4	1:40.483 78 Keith POVAH
ROW 1	3	1:40.327 661 Cameron HARRIS	2	1:40.062 96 Dan HARRIS	1	1:39.765 26 Glynn DAVIES

Pole

Brands Hatch GP

Circuit Length = 2.4332 miles

These results are provisional until the conclusion of any judicial and technical matters.

Clerk Of Course :	Stewards :	Timekeeper : Craig Smith
-------------------	------------	--------------------------

Results can be found at www.tsl-timing.com

Printed - 09:50 Saturday, 17 July 2021



BMCRC - MRO Championships 2021 - Rnd 4 @ Brands Hatch GP



MRO Minitwins

RACE 2 - CLASSIFICATION

POS	NO	NAME	ENTRY	LAPS	TIME	GAP	DIFF	MPH	BEST	ON
1	78	Keith POVAH	Suzuki SV650 - Instagram @crap.sack give us a foll	6	10:03.195			87.13	1:38.767	4
2	95	John REYNOLDS	Suzuki SV650 - Fins Motorcycles	6	10:03.357	0.162	0.162	87.11	1:38.980	4
3	96	Dan HARRIS	Suzuki SV650 - HP Racing	6	10:04.168	0.973	0.811	86.99	1:39.219	4
4	232	Matt WETHERELL	Suzuki SV650 - MSG Racing/Lamonde.com/FWR T	6	10:04.398	1.203	0.230	86.96	1:38.893	5
5	19	Kevin LILLEY	Suzuki SV650 - Trafalgar Cleaning Eqpt. / Steve Jor	6	10:07.795	4.600	3.397	86.47	1:39.403	3
6	26*	Glynn DAVIES	Suzuki SV650 -	6	10:08.818	5.623	1.023	86.32	1:38.784	4
7	661	Cameron HARRIS	Suzuki SV650 - HARRIS PERFORMANCE	6	10:15.965	12.770	7.147	85.32	1:40.215	3
8	710	Craig HENSTOCK	Suzuki SV650 - Alheavy Ltd / Kronos Threat Manag	6	10:16.864	13.669	0.899	85.20	1:41.418	3
9	66	Mitch DUCRAN	Suzuki SV650 - JP Haulage	6	10:17.932	14.737	1.068	85.05	1:41.941	6
10	16	Martin COOPER	Suzuki SV650 -	6	10:21.660	18.465	3.728	84.54	1:42.156	2
11	5	Barry MANTELL	Suzuki SV650 S - Swedish car connection	6	10:21.835	18.640	0.175	84.52	1:42.296	6
12	48	Shaun WALLIS	Yamaha R6 - MBC Despatch Racing	6	10:33.042	29.847	11.207	83.02	1:44.067	4
13	81	Malvern MAY	Suzuki SV650 -	6	10:33.113	29.918	0.071	83.01	1:44.066	3
14	58	James SHEEHAN	Suzuki SV650 - Sheehan Racing	6	10:47.214	44.019	14.101	81.20	1:45.458	2
15	159	Benn RIDGWELL	Suzuki SV650 - Ridgely Racing	6	10:47.457	44.262	0.243	81.17	1:45.822	6
16	84	Ricardo BRANCO	Suzuki SV650 - IMP Racing	6	10:47.818	44.623	0.361	81.13	1:46.249	5
17	40	Simon WILKINSON	Suzuki SV650 - S P Wilkinson Engineering Ltd	6	10:48.198	45.003	0.380	81.08	1:45.482	5
18	23	Claire BECKETT	Suzuki SV650 - P Sheils & Sons	6	10:50.712	47.517	2.514	80.77	1:46.916	4
19	34	Andrew JOHNSON	Suzuki SV650 - Rose & Charlie Racing	6	10:52.159	48.964	1.447	80.59	1:46.762	5
20	99	Lee ELLIS	Suzuki SV650 -	6	10:53.785	50.590	1.626	80.39	1:45.758	6
21	44	Tony PARKER	Suzuki SV650 - Emerald Elevators/PriceLess Copier	6	10:55.761	52.566	1.976	80.14	1:46.952	6
22	455	Tyler DONOVAN	Suzuki SV650 -	6	11:01.086	57.891	5.325	79.50	1:47.632	6
23	47	Tristan BOHANAN	Suzuki SV650 - Myself	6	11:01.381	58.186	0.295	79.46	1:47.131	6
24	561	David LESLIE	Suzuki SV650 -	6	11:02.360	59.165	0.979	79.35	1:48.012	6
25	62	James KING	Suzuki SV650 - King and Drury construction	6	11:03.534	1:00.339	1.174	79.21	1:48.744	3
26	6	Daniel GOUGH	Suzuki SV650 - G Force Motorcycles	6	11:03.663	1:00.468	0.129	79.19	1:48.094	6
27	144	Nick CRONIN	Suzuki SV650 -	6	11:04.050	1:00.855	0.387	79.14	1:48.085	4
28	138	Craig JARMIN	Suzuki SV650 - BK Racing	6	11:23.755	1:20.560	19.705	76.86	1:50.633	6
29	50	Adam RIDGWELL	Suzuki SV650 - Ridgely Racing	5	10:06.215	1 Lap	1 Lap	72.25	1:58.308	5
30	70	Vanessa GILLAM	Suzuki SV650 - No More Straps Ltd	5	10:18.343	1 Lap	12.128	70.83	2:00.827	5

FASTEST LAP

78 Keith POVAH Suzuki SV650 - Instagram @crap.sack give us a foll 4 1:38.767 88.69 mph 142.73 kph

* Bike 26 - 10 second penalty - jump start

* Bike 44 - Poor signal from transponder. Please fit to a more suitable position

92.5% of Race Speed = 80.59 mph

Brands Hatch GP: 2.4332 miles

Race Distance: 6 Laps / 14.59 miles

Start: 12:38 Flag 12:48 End: 12:50

Weather / Track : Sunny / Dry

These results are provisional until the conclusion of any judicial and technical matters.

Clerk Of Course :	Stewards :	Timekeeper : Craig Smith
-------------------	------------	--------------------------

Results can be found at www.tsl-timing.com

Printed - 12:58 Saturday, 17 July 2021



BMCRC - MRO Championships 2021 - Rnd 4 @ Brands Hatch GP

MRO Minitwins

RACE 2 - LAP CHART

LAP 1 @ 12:40:39.942			70	50.604	2:01.835	138	59.649	1:52.363	6	1:04.845	1:48.094
NO	BEHIND	LAP TIME	LAP 3 @ 12:43:58.100			50	1:27.202	1:58.386	144	1:05.232	1:49.302
NO	BEHIND	LAP TIME	NO	BEHIND	LAP TIME	70	1:36.811	2:01.117	138	1:24.937	1:50.633
26		1:43.763	26		1:38.845						
78	1.331	1:45.094	78	2.053	1:39.565						
96	1.880	1:45.643	95	2.987	1:39.225						
95	2.038	1:45.801	96	3.677	1:39.419						
661	2.184	1:45.947	232	4.346	1:39.913						
232	2.259	1:46.022	661	4.568	1:40.215						
19	3.441	1:47.204	19	5.128	1:39.403						
66	3.789	1:47.552	710	9.597	1:41.418						
710	3.994	1:47.757	66	10.085	1:41.982						
16	4.798	1:48.561	16	11.542	1:42.746						
5	5.129	1:48.892	5	11.764	1:42.458						
48	7.149	1:50.912	81	17.373	1:44.066						
81	7.306	1:51.069	48	17.716	1:44.318						
23	9.425	1:53.188	58	25.694	1:46.356						
84	10.584	1:54.347	159	25.919	1:47.152						
159	10.726	1:54.489	84	26.696	1:47.661						
58	12.038	1:55.801	23	27.101	1:48.107						
34	12.091	1:55.854	40	29.108	1:47.424						
40	12.352	1:56.115	34	29.355	1:47.885						
44	12.945	1:56.708	44	31.159	1:48.353						
99	13.805	1:57.568	99	31.526	1:48.041						
62	14.352	1:58.115	62	33.884	1:48.744						
6	14.438	1:58.201	6	34.133	1:48.617						
455	15.479	1:59.242	455	35.574	1:49.181						
144	15.735	1:59.498	561	35.752	1:49.153						
561	15.787	1:59.550	47	36.226	1:48.927						
47	16.480	2:00.243	47	36.226	1:48.927						
138	18.589	2:02.352	144	36.500	1:48.892						
50	27.532	2:11.295	138	46.070	1:53.064						
70	28.082	2:11.845	50	1:07.600	1:58.627						
			70	1:14.478	2:02.719						

LAP 2 @ 12:42:19.255			LAP 4 @ 12:45:36.884			LAP 5 @ 12:47:15.734			LAP 6 @ 12:48:54.997		
NO	BEHIND	LAP TIME	NO	BEHIND	LAP TIME	NO	BEHIND	LAP TIME	NO	BEHIND	LAP TIME
26		1:39.313	26		1:38.784	26		1:38.850	26		1:38.850
78	1.333	1:39.315	78	2.036	1:38.767	78	3.712	1:40.526	78	3.712	1:40.526
95	2.607	1:39.882	95	3.183	1:38.980	95	3.796	1:39.463	95	3.796	1:39.463
96	3.103	1:40.536	96	4.112	1:39.219	96	4.561	1:39.299	96	4.561	1:39.299
661	3.198	1:40.327	232	4.784	1:39.222	232	4.827	1:38.893	232	4.827	1:38.893
232	3.278	1:40.332	19	6.561	1:40.217	19	7.713	1:40.002	19	7.713	1:40.002
19	4.570	1:40.442	710	12.738	1:41.925	661	15.227	1:41.075	661	15.227	1:41.075
66	6.948	1:42.472	661	13.002	1:47.218	710	15.751	1:41.863	710	15.751	1:41.863
710	7.024	1:42.343	66	13.279	1:41.978	66	16.436	1:42.007	66	16.436	1:42.007
16	7.641	1:42.156	16	15.565	1:42.807	16	19.403	1:42.688	16	19.403	1:42.688
5	8.151	1:42.335	5	16.342	1:43.362	5	19.984	1:42.492	5	19.984	1:42.492
81	12.152	1:44.159	81	22.909	1:44.320	48	28.798	1:44.649	48	28.798	1:44.649
48	12.243	1:44.407	48	22.999	1:44.067	81	28.849	1:44.790	81	28.849	1:44.790
159	17.612	1:46.199	58	33.966	1:47.056	84	41.617	1:46.249	84	41.617	1:46.249
23	17.839	1:47.727	159	34.049	1:46.914	58	41.853	1:46.737	58	41.853	1:46.737
84	17.880	1:46.609	84	34.218	1:46.306	159	42.080	1:46.881	159	42.080	1:46.881
58	18.183	1:45.458	23	35.233	1:46.916	40	43.100	1:45.482	40	43.100	1:45.482
34	20.315	1:47.537	40	36.468	1:46.144	23	44.161	1:47.778	23	44.161	1:47.778
40	20.529	1:47.490	34	37.747	1:47.176	34	45.659	1:46.762	34	45.659	1:46.762
44	21.651	1:48.019	44	39.879	1:47.504	99	48.472	1:46.650	99	48.472	1:46.650
99	22.330	1:47.838	99	40.672	1:47.930	44	49.254	1:48.225	44	49.254	1:48.225
62	23.985	1:48.946	62	44.299	1:49.199	455	53.899	1:47.960	455	53.899	1:47.960
6	24.361	1:49.236	6	44.691	1:49.342	62	54.573	1:49.124	62	54.573	1:49.124
455	25.238	1:49.072	455	44.789	1:47.999	47	54.695	1:48.424	47	54.695	1:48.424
561	25.444	1:48.970	47	45.121	1:47.679	561	54.793	1:48.319	561	54.793	1:48.319
47	26.144	1:48.977	561	45.324	1:48.356	144	55.193	1:48.242	144	55.193	1:48.242
144	26.453	1:50.031	144	45.801	1:48.085	6	56.014	1:50.173	6	56.014	1:50.173
138	31.851	1:52.575				138	1:13.567	1:52.768	138	1:13.567	1:52.768
50	47.818	1:59.599									

Weather / Track : Sunny / Dry

Brands Hatch GP
Circuit Length = 2.4332 miles
Start: 12:38 Flag 12:48 End: 12:50

BMCRC - MRO Championships 2021 - Rnd 4 @ Brands Hatch GP

MRO Minitwins

RACE 2 - SECTOR ANALYSIS



SECTOR 1 = FL to I1, SECTOR 2 = I1 to I2, SECTOR 3 = I2 to FL, DIFF = Difference To Personal Best Lap, P = Crossed Finish Line in Pit Lane, D = Time Disallowed

P1 78		Keith POVAH		Suzuki SV650 - Instagram @crap.sack give us a follow!			
IDEAL LAP TIME : 1:38.767		BEST LAP TIME : 1:38.767		DIFFERENCE : 0.000			
LAP	SECTOR 1	SECTOR 2	SECTOR 3	LAP TIME	MPH	DIFF	TIME OF DAY
1 -		44.561	23.884	1:45.094	83.35	6.327	12:40:41.273
2 -	31.182	44.268	23.865	1:39.315 (2)	88.20	0.548	12:42:20.588
3 -	31.201	44.481	23.883	1:39.565 (3)	87.98	0.798	12:44:00.153
4 -	30.930	44.093	23.744	1:38.767 (1)	88.69		12:45:38.920
5 -	32.115	44.651	23.760	1:40.526	87.14	1.759	12:47:19.446
6 -	31.765	44.346	23.817	1:39.928	87.66	1.161	12:48:59.374

P2 95		John REYNOLDS		Suzuki SV650 - Fins Motorcycles			
IDEAL LAP TIME : 1:38.847		BEST LAP TIME : 1:38.980		DIFFERENCE : 0.133			
LAP	SECTOR 1	SECTOR 2	SECTOR 3	LAP TIME	MPH	DIFF	TIME OF DAY
1 -		44.636	24.023	1:45.801	82.79	6.821	12:40:41.980
2 -	31.332	44.595	23.955	1:39.882	87.70	0.902	12:42:21.862
3 -	31.246	44.283	23.696	1:39.225 (2)	88.28	0.245	12:44:01.087
4 -	31.207	43.993	23.780	1:38.980 (1)	88.50		12:45:40.067
5 -	31.524	44.292	23.647	1:39.463 (3)	88.07	0.483	12:47:19.530
6 -	31.531	44.254	24.221	1:40.006	87.59	1.026	12:48:59.536

P3 96		Dan HARRIS		Suzuki SV650 - HP Racing			
IDEAL LAP TIME : 1:39.071		BEST LAP TIME : 1:39.219		DIFFERENCE : 0.148			
LAP	SECTOR 1	SECTOR 2	SECTOR 3	LAP TIME	MPH	DIFF	TIME OF DAY
1 -		44.879	24.309	1:45.643	82.91	6.424	12:40:41.822
2 -	31.765	44.649	24.122	1:40.536	87.13	1.317	12:42:22.358
3 -	31.390	44.016	24.013	1:39.419 (3)	88.11	0.200	12:44:01.777
4 -	31.176	43.962	24.081	1:39.219 (1)	88.28		12:45:40.996
5 -	31.304	44.062	23.933	1:39.299 (2)	88.21	0.080	12:47:20.295
6 -	31.506	44.495	24.051	1:40.052	87.55	0.833	12:49:00.347

P4 232		Matt WETHERELL		Suzuki SV650 - MSG Racing/Lamonde.com/FWR Tyres			
IDEAL LAP TIME : 1:38.757		BEST LAP TIME : 1:38.893		DIFFERENCE : 0.136			
LAP	SECTOR 1	SECTOR 2	SECTOR 3	LAP TIME	MPH	DIFF	TIME OF DAY
1 -		44.945	23.963	1:46.022	82.62	7.129	12:40:42.201
2 -	31.663	44.949	23.720	1:40.332	87.30	1.439	12:42:22.533
3 -	31.646	44.405	23.862	1:39.913 (3)	87.67	1.020	12:44:02.446
4 -	31.297	44.036	23.889	1:39.222 (2)	88.28	0.329	12:45:41.668
5 -	31.175	43.862	23.856	1:38.893 (1)	88.57		12:47:20.561
6 -	31.389	44.677	23.950	1:40.016	87.58	1.123	12:49:00.577

P5 19		Kevin LILLEY		Suzuki SV650 - Trafalgar Cleaning Eqpt. / Steve Jordan Motorcy			
IDEAL LAP TIME : 1:39.339		BEST LAP TIME : 1:39.403		DIFFERENCE : 0.064			
LAP	SECTOR 1	SECTOR 2	SECTOR 3	LAP TIME	MPH	DIFF	TIME OF DAY
1 -		44.921	24.304	1:47.204	81.71	7.801	12:40:43.383
2 -	31.401	45.146	23.895	1:40.442	87.21	1.039	12:42:23.825
3 -	31.157	44.324	23.922	1:39.403 (1)	88.12		12:44:03.228
4 -	31.120	44.957	24.140	1:40.217 (3)	87.40	0.814	12:45:43.445
5 -	31.285	44.566	24.151	1:40.002 (2)	87.59	0.599	12:47:23.447
6 -	31.434	44.762	24.331	1:40.527	87.13	1.124	12:49:03.974

Weather / Track : Sunny / Dry

Brands Hatch GP
Circuit Length = 2.4332 miles
Start: 12:38 Flag 12:48 End: 12:50

BMCRC - MRO Championships 2021 - Rnd 4 @ Brands Hatch GP

MRO Minitwins

RACE 2 - SECTOR ANALYSIS



SECTOR 1 = FL to I1, SECTOR 2 = I1 to I2, SECTOR 3 = I2 to FL, DIFF = Difference To Personal Best Lap, P = Crossed Finish Line in Pit Lane, D = Time Disallowed

P6 26		Glynn DAVIES		Suzuki SV650 -			
IDEAL LAP TIME : 1:38.534		BEST LAP TIME : 1:38.784		DIFFERENCE : 0.250			
LAP	SECTOR 1	SECTOR 2	SECTOR 3	LAP TIME	MPH	DIFF	TIME OF DAY
1 -		44.332	24.108	1:43.763	84.42	4.979	12:40:39.942
2 -	31.026	44.302	23.985	1:39.313	88.20	0.529	12:42:19.255
3 -	30.856	44.211	23.778	1:38.845 (2)	88.62	0.061	12:43:58.100
4 -	30.712	44.346	23.726	1:38.784 (1)	88.67		12:45:36.884
5 -	30.836	44.096	23.918	1:38.850 (3)	88.61	0.066	12:47:15.734
6 -	31.108	44.235	23.920	1:39.263	88.24	0.479	12:48:54.997

P7 661		Cameron HARRIS		Suzuki SV650 - HARRIS PERFORMANCE			
IDEAL LAP TIME : 1:40.050		BEST LAP TIME : 1:40.215		DIFFERENCE : 0.165			
LAP	SECTOR 1	SECTOR 2	SECTOR 3	LAP TIME	MPH	DIFF	TIME OF DAY
1 -		45.247	24.393	1:45.947	82.68	5.732	12:40:42.126
2 -	31.609	44.852	23.866	1:40.327 (2)	87.31	0.112	12:42:22.453
3 -	31.630	44.731	23.854	1:40.215 (1)	87.41		12:44:02.668
4 -	31.465	51.348	24.405	1:47.218	81.70	7.003	12:45:49.886
5 -	31.754	45.278	24.043	1:41.075 (3)	86.66	0.860	12:47:30.961
6 -	31.896	45.038	24.249	1:41.183	86.57	0.968	12:49:12.144

P8 710		Craig HENSTOCK		Suzuki SV650 - Alheavy Ltd / Kronos Threat Management			
IDEAL LAP TIME : 1:41.095		BEST LAP TIME : 1:41.418		DIFFERENCE : 0.323			
LAP	SECTOR 1	SECTOR 2	SECTOR 3	LAP TIME	MPH	DIFF	TIME OF DAY
1 -		45.390	24.366	1:47.757	81.29	6.339	12:40:43.936
2 -	31.884	45.930	24.529	1:42.343	85.59	0.925	12:42:26.279
3 -	31.522	45.323	24.573	1:41.418 (1)	86.37		12:44:07.697
4 -	31.551	45.797	24.577	1:41.925	85.94	0.507	12:45:49.622
5 -	31.837	45.769	24.257	1:41.863 (3)	85.99	0.445	12:47:31.485
6 -	31.515	45.417	24.626	1:41.558 (2)	86.25	0.140	12:49:13.043

P9 66		Mitch DUCRAN		Suzuki SV650 - JP Haulage			
IDEAL LAP TIME : 1:41.244		BEST LAP TIME : 1:41.941		DIFFERENCE : 0.697			
LAP	SECTOR 1	SECTOR 2	SECTOR 3	LAP TIME	MPH	DIFF	TIME OF DAY
1 -		45.356	24.416	1:47.552	81.44	5.611	12:40:43.731
2 -	32.165	45.884	24.423	1:42.472	85.48	0.531	12:42:26.203
3 -	31.807	45.771	24.404	1:41.982 (3)	85.89	0.041	12:44:08.185
4 -	31.975	45.834	24.169	1:41.978 (2)	85.89	0.037	12:45:50.163
5 -	31.719	45.883	24.405	1:42.007	85.87	0.066	12:47:32.170
6 -	31.767	45.531	24.643	1:41.941 (1)	85.93		12:49:14.111

P10 16		Martin COOPER		Suzuki SV650 -			
IDEAL LAP TIME : 1:41.878		BEST LAP TIME : 1:42.156		DIFFERENCE : 0.278			
LAP	SECTOR 1	SECTOR 2	SECTOR 3	LAP TIME	MPH	DIFF	TIME OF DAY
1 -		45.674	24.367	1:48.561	80.68	6.405	12:40:44.740
2 -	31.984	45.527	24.645	1:42.156 (1)	85.74		12:42:26.896
3 -	32.377	45.744	24.625	1:42.746	85.25	0.590	12:44:09.642
4 -	32.372	45.741	24.694	1:42.807	85.20	0.651	12:45:52.449
5 -	32.234	45.800	24.654	1:42.688 (2)	85.30	0.532	12:47:35.137
6 -	32.400	45.761	24.541	1:42.702 (3)	85.29	0.546	12:49:17.839

BMCRC - MRO Championships 2021 - Rnd 4 @ Brands Hatch GP

MRO Minitwins

RACE 2 - SECTOR ANALYSIS



SECTOR 1 = FL to I1, SECTOR 2 = I1 to I2, SECTOR 3 = I2 to FL, DIFF = Difference To Personal Best Lap, P = Crossed Finish Line in Pit Lane, D = Time Disallowed

P11 5		Barry MANTELL		Suzuki SV650 S - Swedish car connection			
IDEAL LAP TIME : 1:41.986		BEST LAP TIME : 1:42.296		DIFFERENCE : 0.310			
LAP	SECTOR 1	SECTOR 2	SECTOR 3	LAP TIME	MPH	DIFF	TIME OF DAY
1 -		46.044	24.370	1:48.892	80.44	6.596	12:40:45.071
2 -	32.148	45.597	24.590	1:42.335 (2)	85.59	0.039	12:42:27.406
3 -	32.019	45.981	24.458	1:42.458 (3)	85.49	0.162	12:44:09.864
4 -	32.366	46.410	24.586	1:43.362	84.74	1.066	12:45:53.226
5 -	32.093	45.804	24.595	1:42.492	85.46	0.196	12:47:35.718
6 -	32.193	45.702	24.401	1:42.296 (1)	85.63		12:49:18.014

P12 48		Shaun WALLIS		Yamaha R6 - MBC Despatch Racing			
IDEAL LAP TIME : 1:43.212		BEST LAP TIME : 1:44.067		DIFFERENCE : 0.855			
LAP	SECTOR 1	SECTOR 2	SECTOR 3	LAP TIME	MPH	DIFF	TIME OF DAY
1 -		46.178	25.025	1:50.912	78.97	6.845	12:40:47.091
2 -	32.481	46.586	25.340	1:44.407 (3)	83.90	0.340	12:42:31.498
3 -	32.811	46.822	24.685	1:44.318 (2)	83.97	0.251	12:44:15.816
4 -	32.349	47.016	24.702	1:44.067 (1)	84.17		12:45:59.883
5 -	32.829	46.892	24.928	1:44.649	83.70	0.582	12:47:44.532
6 -	32.670	47.180	24.839	1:44.689	83.67	0.622	12:49:29.221

P13 81		Malvern MAY		Suzuki SV650 -			
IDEAL LAP TIME : 1:43.198		BEST LAP TIME : 1:44.066		DIFFERENCE : 0.868			
LAP	SECTOR 1	SECTOR 2	SECTOR 3	LAP TIME	MPH	DIFF	TIME OF DAY
1 -		46.194	24.751	1:51.069	78.86	7.003	12:40:47.248
2 -	32.714	46.452	24.993	1:44.159 (2)	84.10	0.093	12:42:31.407
3 -	32.532	46.643	24.891	1:44.066 (1)	84.17		12:44:15.473
4 -	32.344	46.885	25.091	1:44.320 (3)	83.97	0.254	12:45:59.793
5 -	32.447	47.647	24.696	1:44.790	83.59	0.724	12:47:44.583
6 -	32.800	47.249	24.660	1:44.709	83.65	0.643	12:49:29.292

P14 58		James SHEEHAN		Suzuki SV650 - Sheehan Racing			
IDEAL LAP TIME : 1:44.822		BEST LAP TIME : 1:45.458		DIFFERENCE : 0.636			
LAP	SECTOR 1	SECTOR 2	SECTOR 3	LAP TIME	MPH	DIFF	TIME OF DAY
1 -		48.735	25.736	1:55.801	75.64	10.343	12:40:51.980
2 -	33.748	46.622	25.088	1:45.458 (1)	83.06		12:42:37.438
3 -	33.943	47.108	25.305	1:46.356 (3)	82.36	0.898	12:44:23.794
4 -	33.786	47.899	25.371	1:47.056	81.82	1.598	12:46:10.850
5 -	33.796	47.719	25.222	1:46.737	82.06	1.279	12:47:57.587
6 -	33.120	47.606	25.080	1:45.806 (2)	82.79	0.348	12:49:43.393

P15 159		Benn RIDGWELL		Suzuki SV650 - Ridgely Racing			
IDEAL LAP TIME : 1:45.250		BEST LAP TIME : 1:45.822		DIFFERENCE : 0.572			
LAP	SECTOR 1	SECTOR 2	SECTOR 3	LAP TIME	MPH	DIFF	TIME OF DAY
1 -		47.859	25.095	1:54.489	76.51	8.667	12:40:50.668
2 -	33.826	46.820	25.553	1:46.199 (2)	82.48	0.377	12:42:36.867
3 -	33.828	48.142	25.182	1:47.152	81.75	1.330	12:44:24.019
4 -	33.775	47.966	25.173	1:46.914	81.93	1.092	12:46:10.933
5 -	34.751	47.198	24.932	1:46.881 (3)	81.95	1.059	12:47:57.814
6 -	33.498	47.383	24.941	1:45.822 (1)	82.77		12:49:43.636

BMCRC - MRO Championships 2021 - Rnd 4 @ Brands Hatch GP

MRO Minitwins

RACE 2 - SECTOR ANALYSIS



SECTOR 1 = FL to I1, SECTOR 2 = I1 to I2, SECTOR 3 = I2 to FL, DIFF = Difference To Personal Best Lap, P = Crossed Finish Line in Pit Lane, D = Time Disallowed

P16 84		Ricardo BRANCO		Suzuki SV650 - IMP Racing			
IDEAL LAP TIME : 1:45.570		BEST LAP TIME : 1:46.249		DIFFERENCE : 0.679			
LAP	SECTOR 1	SECTOR 2	SECTOR 3	LAP TIME	MPH	DIFF	TIME OF DAY
1 -		47.942	25.212	1:54.347	76.60	8.098	12:40:50.526
2 -	34.055	47.257	25.297	1:46.609 (3)	82.16	0.360	12:42:37.135
3 -	34.540	47.977	25.144	1:47.661	81.36	1.412	12:44:24.796
4 -	33.414	47.814	25.078	1:46.306 (2)	82.40	0.057	12:46:11.102
5 -	33.793	47.334	25.122	1:46.249 (1)	82.44		12:47:57.351
6 -	33.235	48.134	25.277	1:46.646	82.13	0.397	12:49:43.997

P17 40		Simon WILKINSON		Suzuki SV650 - S P Wilkinson Engineering Ltd			
IDEAL LAP TIME : 1:45.136		BEST LAP TIME : 1:45.482		DIFFERENCE : 0.346			
LAP	SECTOR 1	SECTOR 2	SECTOR 3	LAP TIME	MPH	DIFF	TIME OF DAY
1 -		48.435	25.778	1:56.115	75.44	10.633	12:40:52.294
2 -	34.240	47.894	25.356	1:47.490	81.49	2.008	12:42:39.784
3 -	33.931	48.037	25.456	1:47.424	81.54	1.942	12:44:27.208
4 -	33.319	47.546	25.279	1:46.144 (3)	82.52	0.662	12:46:13.352
5 -	33.368	47.124	24.990	1:45.482 (1)	83.04		12:47:58.834
6 -	33.022	47.198	25.323	1:45.543 (2)	82.99	0.061	12:49:44.377

P18 23		Claire BECKETT		Suzuki SV650 - P Sheils & Sons			
IDEAL LAP TIME : 1:46.398		BEST LAP TIME : 1:46.916		DIFFERENCE : 0.518			
LAP	SECTOR 1	SECTOR 2	SECTOR 3	LAP TIME	MPH	DIFF	TIME OF DAY
1 -		47.426	25.297	1:53.188	77.39	6.272	12:40:49.367
2 -	33.909	48.041	25.777	1:47.727 (3)	81.31	0.811	12:42:37.094
3 -	34.220	48.422	25.465	1:48.107	81.02	1.191	12:44:25.201
4 -	33.820	47.873	25.223	1:46.916 (1)	81.93		12:46:12.117
5 -	34.403	48.131	25.244	1:47.778	81.27	0.862	12:47:59.895
6 -	33.749	47.666	25.581	1:46.996 (2)	81.87	0.080	12:49:46.891

P19 34		Andrew JOHNSON		Suzuki SV650 - Rose & Charlie Racing			
IDEAL LAP TIME : 1:46.512		BEST LAP TIME : 1:46.762		DIFFERENCE : 0.250			
LAP	SECTOR 1	SECTOR 2	SECTOR 3	LAP TIME	MPH	DIFF	TIME OF DAY
1 -		48.432	25.476	1:55.854	75.61	9.092	12:40:52.033
2 -	34.099	47.822	25.616	1:47.537	81.45	0.775	12:42:39.570
3 -	34.242	48.235	25.408	1:47.885	81.19	1.123	12:44:27.455
4 -	33.941	47.849	25.386	1:47.176 (3)	81.73	0.414	12:46:14.631
5 -	33.850	47.424	25.488	1:46.762 (1)	82.05		12:48:01.393
6 -	33.984	47.723	25.238	1:46.945 (2)	81.90	0.183	12:49:48.338

P20 99		Lee ELLIS		Suzuki SV650 -			
IDEAL LAP TIME : 1:45.758		BEST LAP TIME : 1:45.758		DIFFERENCE : 0.000			
LAP	SECTOR 1	SECTOR 2	SECTOR 3	LAP TIME	MPH	DIFF	TIME OF DAY
1 -		49.232	26.003	1:57.568	74.50	11.810	12:40:53.747
2 -	34.261	47.731	25.846	1:47.838 (3)	81.23	2.080	12:42:41.585
3 -	34.439	48.028	25.574	1:48.041	81.07	2.283	12:44:29.626
4 -	34.434	48.083	25.413	1:47.930	81.16	2.172	12:46:17.556
5 -	33.810	47.456	25.384	1:46.650 (2)	82.13	0.892	12:48:04.206
6 -	33.734	46.905	25.119	1:45.758 (1)	82.82		12:49:49.964

BMCRC - MRO Championships 2021 - Rnd 4 @ Brands Hatch GP

MRO Minitwins

RACE 2 - SECTOR ANALYSIS



SECTOR 1 = FL to I1, SECTOR 2 = I1 to I2, SECTOR 3 = I2 to FL, DIFF = Difference To Personal Best Lap, P = Crossed Finish Line in Pit Lane, D = Time Disallowed

P21 44		Tony PARKER		Suzuki SV650 - Emerald Elevators/PriceLess Copiers			
IDEAL LAP TIME : 1:47.334		BEST LAP TIME : 1:46.952		DIFFERENCE : -0.382			
LAP	SECTOR 1	SECTOR 2	SECTOR 3	LAP TIME	MPH	DIFF	TIME OF DAY
1 -			25.944	1:56.708	75.05	9.756	12:40:52.887
2 -			25.734	1:48.019 (3)	81.09	1.067	12:42:40.906
3 -				1:48.353	80.84	1.401	12:44:29.259
4 -	33.918	47.856	25.730	1:47.504 (2)	81.48	0.552	12:46:16.763
5 -			25.746	1:48.225	80.94	1.273	12:48:04.988
6 -			25.560	1:46.952 (1)	81.90		12:49:51.940

P22 455		Tyler DONOVAN		Suzuki SV650 -			
IDEAL LAP TIME : 1:47.506		BEST LAP TIME : 1:47.632		DIFFERENCE : 0.126			
LAP	SECTOR 1	SECTOR 2	SECTOR 3	LAP TIME	MPH	DIFF	TIME OF DAY
1 -		49.724	25.863	1:59.242	73.46	11.610	12:40:55.421
2 -	34.193	49.059	25.820	1:49.072	80.31	1.440	12:42:44.493
3 -	34.268	48.737	26.176	1:49.181	80.23	1.549	12:44:33.674
4 -	33.797	48.447	25.755	1:47.999 (3)	81.11	0.367	12:46:21.673
5 -	34.017	48.364	25.579	1:47.960 (2)	81.13	0.328	12:48:09.633
6 -	33.657	48.490	25.485	1:47.632 (1)	81.38		12:49:57.265

P23 47		Tristan BOHANAN		Suzuki SV650 - Myself			
IDEAL LAP TIME : 1:46.827		BEST LAP TIME : 1:47.131		DIFFERENCE : 0.304			
LAP	SECTOR 1	SECTOR 2	SECTOR 3	LAP TIME	MPH	DIFF	TIME OF DAY
1 -		51.348	25.428	2:00.243	72.85	13.112	12:40:56.422
2 -	34.210	49.045	25.722	1:48.977	80.38	1.846	12:42:45.399
3 -	33.965	48.934	26.028	1:48.927	80.41	1.796	12:44:34.326
4 -	33.741	48.265	25.673	1:47.679 (2)	81.35	0.548	12:46:22.005
5 -	34.215	48.277	25.932	1:48.424 (3)	80.79	1.293	12:48:10.429
6 -	33.368	48.569	25.194	1:47.131 (1)	81.76		12:49:57.560

P24 561		David LESLIE		Suzuki SV650 -			
IDEAL LAP TIME : 1:47.797		BEST LAP TIME : 1:48.012		DIFFERENCE : 0.215			
LAP	SECTOR 1	SECTOR 2	SECTOR 3	LAP TIME	MPH	DIFF	TIME OF DAY
1 -		50.982	25.369	1:59.550	73.27	11.538	12:40:55.729
2 -	34.561	48.869	25.540	1:48.970	80.38	0.958	12:42:44.699
3 -	34.232	49.069	25.852	1:49.153	80.25	1.141	12:44:33.852
4 -	34.435	48.655	25.266	1:48.356 (3)	80.84	0.344	12:46:22.208
5 -	34.139	48.797	25.383	1:48.319 (2)	80.87	0.307	12:48:10.527
6 -	34.221	48.788	25.003	1:48.012 (1)	81.10		12:49:58.539

P25 62		James KING		Suzuki SV650 - King and Drury construction			
IDEAL LAP TIME : 1:48.214		BEST LAP TIME : 1:48.744		DIFFERENCE : 0.530			
LAP	SECTOR 1	SECTOR 2	SECTOR 3	LAP TIME	MPH	DIFF	TIME OF DAY
1 -		49.412	26.130	1:58.115	74.16	9.371	12:40:54.294
2 -	34.055	49.020	25.871	1:48.946 (2)	80.40	0.202	12:42:43.240
3 -	34.130	48.774	25.840	1:48.744 (1)	80.55		12:44:31.984
4 -	34.087	49.218	25.894	1:49.199	80.21	0.455	12:46:21.183
5 -	33.884	49.062	26.178	1:49.124 (3)	80.27	0.380	12:48:10.307
6 -	34.359	49.491	25.556	1:49.406	80.06	0.662	12:49:59.713

BMCRC - MRO Championships 2021 - Rnd 4 @ Brands Hatch GP

MRO Minitwins

RACE 2 - SECTOR ANALYSIS



SECTOR 1 = FL to I1, SECTOR 2 = I1 to I2, SECTOR 3 = I2 to FL, DIFF = Difference To Personal Best Lap, P = Crossed Finish Line in Pit Lane, D = Time Disallowed

P26 6		Daniel GOUGH		Suzuki SV650 - G Force Motorcycles			
IDEAL LAP TIME : 1:46.960		BEST LAP TIME : 1:48.094		DIFFERENCE : 1.134			
LAP	SECTOR 1	SECTOR 2	SECTOR 3	LAP TIME	MPH	DIFF	TIME OF DAY
1 -		49.278	25.936	1:58.201	74.10	10.107	12:40:54.380
2 -	34.626	48.680	25.930	1:49.236 (3)	80.19	1.142	12:42:43.616
3 -	34.485	48.402	25.730	1:48.617 (2)	80.64	0.523	12:44:32.233
4 -	34.099	49.213	26.030	1:49.342	80.11	1.248	12:46:21.575
5 -	37.055	47.751	25.367	1:50.173	79.50	2.079	12:48:11.748
6 -	33.842	48.782	25.470	1:48.094 (1)	81.03		12:49:59.842

P27 144		Nick CRONIN		Suzuki SV650 -			
IDEAL LAP TIME : 1:47.902		BEST LAP TIME : 1:48.085		DIFFERENCE : 0.183			
LAP	SECTOR 1	SECTOR 2	SECTOR 3	LAP TIME	MPH	DIFF	TIME OF DAY
1 -		50.521	25.715	1:59.498	73.30	11.413	12:40:55.677
2 -	34.340	49.950	25.741	1:50.031	79.61	1.946	12:42:45.708
3 -	33.948	49.600	25.344	1:48.892 (3)	80.44	0.807	12:44:34.600
4 -	33.943	48.657	25.485	1:48.085 (1)	81.04		12:46:22.685
5 -	33.901	48.764	25.577	1:48.242 (2)	80.92	0.157	12:48:10.927
6 -	34.041	49.888	25.373	1:49.302	80.14	1.217	12:50:00.229

P28 138		Craig JARMIN		Suzuki SV650 - BK Racing			
IDEAL LAP TIME : 1:50.524		BEST LAP TIME : 1:50.633		DIFFERENCE : 0.109			
LAP	SECTOR 1	SECTOR 2	SECTOR 3	LAP TIME	MPH	DIFF	TIME OF DAY
1 -		51.236	26.982	2:02.352	71.59	11.719	12:40:58.531
2 -	34.952	50.852	26.771	1:52.575 (3)	77.81	1.942	12:42:51.106
3 -	35.570	50.536	26.958	1:53.064	77.47	2.431	12:44:44.170
4 -	35.543	50.134	26.686	1:52.363 (2)	77.96	1.730	12:46:36.533
5 -	35.220	51.011	26.537	1:52.768	77.68	2.135	12:48:29.301
6 -	35.061	49.189	26.383	1:50.633 (1)	79.17		12:50:19.934

P29 50		Adam RIDGWELL		Suzuki SV650 - Ridgely Racing			
IDEAL LAP TIME : 1:58.114		BEST LAP TIME : 1:58.308		DIFFERENCE : 0.194			
LAP	SECTOR 1	SECTOR 2	SECTOR 3	LAP TIME	MPH	DIFF	TIME OF DAY
1 -		54.839	28.409	2:11.295	66.71	12.987	12:41:07.474
2 -	38.190	53.245	28.164	1:59.599	73.24	1.291	12:43:07.073
3 -	38.174	52.606	27.847	1:58.627 (3)	73.84	0.319	12:45:05.700
4 -	38.057	52.443	27.886	1:58.386 (2)	73.99	0.078	12:47:04.086
5 -	37.824	52.615	27.869	1:58.308 (1)	74.04		12:49:02.394

P30 70		Vanessa GILLAM		Suzuki SV650 - No More Straps Ltd			
IDEAL LAP TIME : 2:00.529		BEST LAP TIME : 2:00.827		DIFFERENCE : 0.298			
LAP	SECTOR 1	SECTOR 2	SECTOR 3	LAP TIME	MPH	DIFF	TIME OF DAY
1 -		55.655	28.948	2:11.845	66.44	11.018	12:41:08.024
2 -	38.536	54.920	28.379	2:01.835 (3)	71.89	1.008	12:43:09.859
3 -	39.073	55.232	28.414	2:02.719	71.38	1.892	12:45:12.578
4 -	38.458	54.379	28.280	2:01.117 (2)	72.32	0.290	12:47:13.695
5 -	38.099	54.677	28.051	2:00.827 (1)	72.49		12:49:14.522

BMCRC - MRO Championships 2021 - Rnd 4 @ Brands Hatch GP

MRO Minitwins

RACE 2 - BEST SECTORS

SECTOR 1			SECTOR 2			SECTOR 3			IDEAL / BEST COMPARISON						
POS	NO	NAME	TIME	NO	NAME	TIME	NO	NAME	TIME	POS	NO	NAME	IDEAL	BEST	DIFF
												PERFECT LAP	1:38.221		
1	26	DAVIES	30.712	232	WETHERELL	43.862	95	REYNOLDS	23.647	1	26	DAVIES	1:38.534	1:38.784	0.250
2	78	POVAH	30.930	96	HARRIS	43.962	232	WETHERELL	23.720	2	232	WETHERELL	1:38.757	1:38.893	0.136
3	19	LILLEY	31.120	95	REYNOLDS	43.993	26	DAVIES	23.726	3	78	POVAH	1:38.767	1:38.767	0.000
4	232	WETHERELL	31.175	78	POVAH	44.093	78	POVAH	23.744	4	95	REYNOLDS	1:38.847	1:38.980	0.133
5	96	HARRIS	31.176	26	DAVIES	44.096	661	HARRIS	23.854	5	96	HARRIS	1:39.071	1:39.219	0.148
6	95	REYNOLDS	31.207	19	LILLEY	44.324	19	LILLEY	23.895	6	19	LILLEY	1:39.339	1:39.403	0.064
7	661	HARRIS	31.465	661	HARRIS	44.731	96	HARRIS	23.933	7	661	HARRIS	1:40.050	1:40.215	0.165
8	710	HENSTOCK	31.515	710	HENSTOCK	45.323	66	DUCRAN	24.169	8	710	HENSTOCK	1:41.095	1:41.418	0.323
9	66	DUCRAN	31.719	66	DUCRAN	45.356	710	HENSTOCK	24.257	9	66	DUCRAN	1:41.244	1:41.941	0.697
10	16	COOPER	31.984	16	COOPER	45.527	16	COOPER	24.367	10	16	COOPER	1:41.878	1:42.156	0.278
11	5	MANTELL	32.019	5	MANTELL	45.597	5	MANTELL	24.370	11	5	MANTELL	1:41.986	1:42.296	0.310
12	81	MAY	32.344	48	WALLIS	46.178	81	MAY	24.660	12	81	MAY	1:43.198	1:44.066	0.868
13	48	WALLIS	32.349	81	MAY	46.194	48	WALLIS	24.685	13	48	WALLIS	1:43.212	1:44.067	0.855
14	40	WILKINSON	33.022	58	SHEEHAN	46.622	159	RIDGWELL	24.932	14	58	SHEEHAN	1:44.822	1:45.458	0.636
15	58	SHEEHAN	33.120	159	RIDGWELL	46.820	40	WILKINSON	24.990	15	40	WILKINSON	1:45.136	1:45.482	0.346
16	84	BRANCO	33.235	99	ELLIS	46.905	561	LESLIE	25.003	16	159	RIDGWELL	1:45.250	1:45.822	0.572
17	47	BOHANAN	33.368	40	WILKINSON	47.124	84	BRANCO	25.078	17	84	BRANCO	1:45.570	1:46.249	0.679
18	159	RIDGWELL	33.498	84	BRANCO	47.257	58	SHEEHAN	25.080	18	99	ELLIS	1:45.758	1:45.758	0.000
19	455	DONOVAN	33.657	34	JOHNSON	47.424	99	ELLIS	25.119	19	23	BECKETT	1:46.398	1:46.916	0.518
20	99	ELLIS	33.734	23	BECKETT	47.426	47	BOHANAN	25.194	20	34	JOHNSON	1:46.512	1:46.762	0.250
21	23	BECKETT	33.749	6	GOUGH	47.751	23	BECKETT	25.223	21	47	BOHANAN	1:46.827	1:47.131	0.304
22	6	GOUGH	33.842	44	PARKER	47.856	34	JOHNSON	25.238	22	6	GOUGH	1:46.960	1:48.094	1.134
23	34	JOHNSON	33.850	47	BOHANAN	48.265	144	CRONIN	25.344	23	44	PARKER	1:47.334	1:46.952	-0.382
24	62	KING	33.884	455	DONOVAN	48.364	6	GOUGH	25.367	24	455	DONOVAN	1:47.506	1:47.632	0.126
25	144	CRONIN	33.901	561	LESLIE	48.655	455	DONOVAN	25.485	25	561	LESLIE	1:47.797	1:48.012	0.215
26	44	PARKER	33.918	144	CRONIN	48.657	62	KING	25.556	26	144	CRONIN	1:47.902	1:48.085	0.183
27	561	LESLIE	34.139	62	KING	48.774	44	PARKER	25.560	27	62	KING	1:48.214	1:48.744	0.530
28	138	JARMIN	34.952	138	JARMIN	49.189	138	JARMIN	26.383	28	138	JARMIN	1:50.524	1:50.633	0.109
29	50	RIDGWELL	37.824	50	RIDGWELL	52.443	50	RIDGWELL	27.847	29	50	RIDGWELL	1:58.114	1:58.308	0.194
30	70	GILLAM	38.099	70	GILLAM	54.379	70	GILLAM	28.051	30	70	GILLAM	2:00.529	2:00.827	0.298

Weather / Track : Sunny / Dry

Brands Hatch GP

Circuit Length = 2.4332 miles

Start: 12:38 Flag 12:48 End: 12:50

Results can be found at www.tsl-timing.com

Printed - 12:51 Saturday, 17 July 2021

BMCRC - MRO Championships 2021 - Rnd 4 @ Brands Hatch GP

MRO Minitwins

RACE 2 - STATISTICS

Competitors Started 30
Planned Start 2021-07-17 @ 11:55:00.000
Actual Start 2021-07-17 @ 12:38:56.178
Finish Time 2021-07-17 @ 12:48:54.996
Track Length 2.4332mi.
Total Laps 178
Total Distance Covered 433.1255mi.

Session Fastest Lap History

NO	NAME	LAP TIME	TIME OF DAY	LAP	VEHICLE
26	Glynn DAVIES	1:43.763	12:40:39.972	1	Suzuki SV650
26	Glynn DAVIES	1:39.313	12:42:19.284	2	Suzuki SV650
26	Glynn DAVIES	1:38.845	12:43:58.129	3	Suzuki SV650
26	Glynn DAVIES	1:38.784	12:45:36.913	4	Suzuki SV650
78	Keith POVAH	1:38.767	12:45:38.943	4	Suzuki SV650

Session Leader History

NO	NAME	FROM LAP	LAPS LED	DISTANCE	VEHICLE
26	Glynn DAVIES	1	6	14.59 miles	Suzuki SV650

Flag History

TYPE	TIME OF DAY
GREEN	12:38:56.178
FINISH	12:48:54.996

Flag Statistics

TYPE	COUNT	TOTAL LAPS	TOTAL TIME
Green	1	6	11:27.032
Red	0	0	0.000
Safety Car	0	0	0.000
FCY	0	0	0.000

Weather / Track : Sunny / Dry

Results can be found at www.tsl-timing.com

Brands Hatch GP
Circuit Length = 2.4332 miles
Start: 12:38 Flag 12:48 End: 12:50

Printed - 12:51 Saturday, 17 July 2021

BMCRC - MRO Championships 2021 - Rnd 4 @ Brands Hatch GP



MRO Minitwins

RACE 12 - GRID (6 Laps)

ROW 11	33		32		31	112 James NAGY
ROW 10	30	2:00.827 70 Vanessa GILLAM	29	1:58.308 50 Adam RIDGWELL	28	1:50.633 138 Craig JARMIN
ROW 9	27	1:48.744 62 James KING	26	1:48.094 6 Daniel GOUGH	25	1:48.085 144 Nick CRONIN
ROW 8	24	1:48.012 561 David LESLIE	23	1:47.632 455 Tyler DONOVAN	22	1:47.131 47 Tristan BOHANAN
ROW 7	21	1:46.952 44 Tony PARKER	20	1:46.916 23 Claire BECKETT	19	1:46.762 34 Andrew JOHNSON
ROW 6	18	1:46.249 84 Ricardo BRANCO	17	1:45.822 159 Benn RIDGWELL	16	1:45.758 99 Lee ELLIS
ROW 5	15	1:45.482 40 Simon WILKINSON	14	1:45.458 58 James SHEEHAN	13	1:44.067 48 Shaun WALLIS
ROW 4	12	1:44.066 81 Malvern MAY	11	1:42.296 5 Barry MANTELL	10	1:42.156 16 Martin COOPER
ROW 3	9	1:41.941 66 Mitch DUCRAN	8	1:41.418 710 Craig HENSTOCK	7	1:40.215 661 Cameron HARRIS
ROW 2	6	1:39.403 19 Kevin LILLEY	5	1:39.219 96 Dan HARRIS	4	1:38.980 95 John REYNOLDS
ROW 1	3	1:38.893 232 Matt WETHERELL	2	1:38.784 26 Glynn DAVIES	1	1:38.767 78 Keith POVAH
Pole						

Brands Hatch GP

Circuit Length = 2.4332 miles

These results are provisional until the conclusion of any judicial and technical matters.

Clerk Of Course :	Stewards :	Timekeeper : Craig Smith
-------------------	------------	--------------------------

Results can be found at www.tsl-timing.com

Printed - 12:53 Saturday, 17 July 2021



BMCRC - MRO Championships 2021 - Rnd 4 @ Brands Hatch GP



MRO Minitwins

RACE 12 - CLASSIFICATION

POS	NO	NAME	ENTRY	LAPS	TIME	GAP	DIFF	MPH	BEST	ON
1	26	Glynn DAVIES	Suzuki SV650 -	6	9:58.487			87.81	1:38.326	5
2	78	Keith POVAH	Suzuki SV650 - Instagram @crap.sack give us a foll	6	10:01.773	3.286	3.286	87.34	1:38.240	4
3	95	John REYNOLDS	Suzuki SV650 - Fins Motorcycles	6	10:03.609	5.122	1.836	87.07	1:39.086	3
4	661	Cameron HARRIS	Suzuki SV650 - HARRIS PERFORMANCE	6	10:06.476	7.989	2.867	86.66	1:39.534	2
5	232	Matt WETHERELL	Suzuki SV650 - MSG Racing/Lamonde.com/FWR T	6	10:09.799	11.312	3.323	86.19	1:39.965	3
6	96	Dan HARRIS	Suzuki SV650 - HP Racing	6	10:10.326	11.839	0.527	86.11	1:40.178	2
7	710	Craig HENSTOCK	Suzuki SV650 - Alheavy Ltd / Kronos Threat Manag	6	10:15.888	17.401	5.562	85.33	1:40.682	2
8	16	Martin COOPER	Suzuki SV650 -	6	10:17.932	19.445	2.044	85.05	1:41.155	2
9	5	Barry MANTELL	Suzuki SV650 S - Swedish car connection	6	10:18.229	19.742	0.297	85.01	1:40.933	2
10	66	Mitch DUCRAN	Suzuki SV650 - JP Haulage	6	10:18.957	20.470	0.728	84.91	1:41.059	2
11	81	Malvern MAY	Suzuki SV650 -	6	10:40.291	41.804	21.334	82.08	1:43.498	2
12	48	Shaun WALLIS	Yamaha R6 - MBC Despatch Racing	6	10:45.576	47.089	5.285	81.41	1:45.266	2
13	34	Andrew JOHNSON	Suzuki SV650 - Rose & Charlie Racing	6	10:50.113	51.626	4.537	80.84	1:46.161	4
14	159	Benn RIDGWELL	Suzuki SV650 - Ridgely Racing	6	10:50.550	52.063	0.437	80.79	1:46.735	4
15	84	Ricardo BRANCO	Suzuki SV650 - IMP Racing	6	10:52.710	54.223	2.160	80.52	1:46.975	6
16	455	Tyler DONOVAN	Suzuki SV650 -	6	10:52.728	54.241	0.018	80.52	1:46.797	3
17	40	Simon WILKINSON	Suzuki SV650 - S P Wilkinson Engineering Ltd	6	10:52.802	54.315	0.074	80.51	1:46.538	3
18	47	Tristan BOHANAN	Suzuki SV650 - Myself	6	10:53.360	54.873	0.558	80.44	1:46.101	3
19	99	Lee ELLIS	Suzuki SV650 -	6	10:53.969	55.482	0.609	80.36	1:47.052	5
20	23	Claire BECKETT	Suzuki SV650 - P Sheils & Sons	6	10:54.203	55.716	0.234	80.34	1:47.595	2
21	144	Nick CRONIN	Suzuki SV650 -	6	10:54.552	56.065	0.349	80.29	1:46.176	6
22	62	James KING	Suzuki SV650 - King and Drury construction	6	10:58.949	1:00.462	4.397	79.76	1:47.859	3
23	561	David LESLIE	Suzuki SV650 -	6	11:05.415	1:06.928	6.466	78.98	1:47.980	6
24	44	Tony PARKER	Suzuki SV650 - Emerald Elevators/PriceLess Copie	6	11:05.826	1:07.339	0.411	78.93	1:48.097	6
25	6	Daniel GOUGH	Suzuki SV650 - G Force Motorcycles	6	11:06.058	1:07.571	0.232	78.91	1:47.901	6
26	50	Adam RIDGWELL	Suzuki SV650 - Ridgely Racing	5	10:05.624	1 Lap	1 Lap	72.32	1:58.729	2
27	70	Vanessa GILLAM	Suzuki SV650 - No More Straps Ltd	5	10:34.578	1 Lap	28.954	69.02	2:01.998	5

NOT CLASSIFIED

DNF	58	James SHEEHAN	Suzuki SV650 - Sheehan Racing	4	7:05.857	2 Laps	1 Lap	82.27	1:43.652	2
DNF	19	Kevin LILLEY	Suzuki SV650 - Trafalgar Cleaning Eqpt. / Steve Jor	2	3:28.467	4 Laps	2 Laps	84.04	1:40.525	2

FASTEST LAP

78	Keith POVAH	Suzuki SV650 - Instagram @crap.sack give us a foll	4	1:38.240	89.16 mph	143.50 kph
----	-------------	--	---	----------	-----------	------------

92.5% of Race Speed = 81.22 mph

Brands Hatch GP: 2.4332 miles

Race Distance: 6 Laps / 14.59 miles

Start: 16:05 Flag 16:15 End: 16:17

Weather / Track : Sunny / Dry

These results are provisional until the conclusion of any judicial and technical matters.

Clerk Of Course :	Stewards :	Timekeeper : Craig Smith
-------------------	------------	--------------------------

Results can be found at www.tsl-timing.com

Printed - 16:17 Saturday, 17 July 2021



BMCRC - MRO Championships 2021 - Rnd 4 @ Brands Hatch GP

MRO Minitwins

RACE 12 - LAP CHART

LAP 1 @ 16:07:23.770			LAP 3 @ 16:10:41.487			LAP 5 @ 16:13:58.272		
NO	BEHIND	LAP TIME	NO	BEHIND	LAP TIME	NO	BEHIND	LAP TIME
26		1:45.199	26		1:38.653	26		1:38.326
95	0.459	1:45.658	78	0.873	1:38.765	78	2.369	1:40.041
78	0.545	1:45.744	95	1.527	1:39.086	95	4.242	1:40.211
661	0.861	1:46.060	661	2.259	1:39.581	661	5.662	1:40.188
232	0.948	1:46.147	232	3.577	1:39.965	232	9.189	1:41.820
96	1.538	1:46.737	96	4.442	1:40.443	96	9.788	1:41.393
19	2.743	1:47.942	710	7.940	1:41.400	70	1 Lap	2:04.298
66	2.838	1:48.037	16	8.743	1:42.291	710	13.852	1:41.508
16	3.014	1:48.213	5	8.868	1:41.763	5	16.149	1:42.126
710	3.575	1:48.774	66	9.818	1:43.638	16	16.639	1:42.237
5	3.889	1:49.088	58	15.364	1:44.802	66	16.762	1:42.109
58	4.627	1:49.826	81	16.029	1:44.777	81	31.773	1:46.364
81	5.471	1:50.670	48	21.389	1:47.252	48	39.069	1:46.743
48	6.588	1:51.787	159	25.646	1:47.155	159	42.842	1:47.246
23	8.524	1:53.723	23	26.964	1:48.562	34	43.665	1:47.189
159	8.671	1:53.870	34	27.100	1:47.620	455	45.961	1:47.475
99	9.508	1:54.707	84	27.465	1:47.847	84	46.034	1:47.230
84	9.584	1:54.783	99	28.287	1:48.890	40	46.103	1:47.230
34	9.656	1:54.855	455	28.397	1:46.797	23	46.866	1:47.958
455	11.448	1:56.647	40	29.026	1:46.538	99	47.008	1:47.052
62	11.900	1:57.099	47	29.424	1:46.101	47	47.294	1:47.164
40	13.003	1:58.202	62	30.951	1:47.859	144	48.675	1:46.234
44	13.095	1:58.295	144	31.135	1:47.632	62	50.667	1:48.318
47	13.294	1:58.493	6	36.006	1:49.767	561	57.734	1:48.731
561	13.379	1:58.578	44	36.459	1:50.590	44	58.028	1:49.178
144	13.539	1:58.738	561	36.559	1:49.465	6	58.456	1:49.828
6	14.268	1:59.467	50	1:02.955	1:59.610			
50	22.333	2:07.532	70	1:25.366	2:08.124			
70	27.957	2:13.156						

LAP 2 @ 16:09:02.834			LAP 4 @ 16:12:19.946			LAP 6 @ 16:15:37.058		
NO	BEHIND	LAP TIME	NO	BEHIND	LAP TIME	NO	BEHIND	LAP TIME
26		1:39.064	26		1:38.459	26		1:38.786
78	0.761	1:39.280	78	0.654	1:38.240	78	3.286	1:39.703
95	1.094	1:39.699	95	2.357	1:39.289	95	5.122	1:39.666
661	1.331	1:39.534	661	3.800	1:40.000	50	1 Lap	1:59.884
232	2.265	1:40.381	232	5.695	1:40.577	661	7.989	1:41.113
96	2.652	1:40.178	96	6.721	1:40.738	232	11.312	1:40.909
19	4.204	1:40.525	710	10.670	1:41.189	96	11.839	1:40.837
66	4.833	1:41.059	5	12.349	1:41.940	710	17.401	1:42.335
16	5.105	1:41.155	16	12.728	1:42.444	16	19.445	1:41.592
710	5.193	1:40.682	66	12.979	1:41.620	5	19.742	1:42.379
5	5.758	1:40.933	81	23.735	1:46.165	66	20.470	1:42.494
58	9.215	1:43.652	58	24.482	1:47.577	70	1 Lap	2:01.998
81	9.905	1:43.498	48	30.652	1:47.722	81	41.804	1:48.817
48	12.790	1:45.266	159	33.922	1:46.735	48	47.089	1:46.806
23	17.055	1:47.595	34	34.802	1:46.161	34	51.626	1:46.747
159	17.144	1:47.537	455	36.812	1:46.874	159	52.063	1:48.007
99	18.050	1:47.606	84	37.130	1:48.124	84	54.223	1:46.975
34	18.133	1:47.541	40	37.199	1:46.632	455	54.241	1:47.066
84	18.271	1:47.751	23	37.234	1:48.729	40	54.315	1:46.998
455	20.253	1:47.869	99	38.282	1:48.454	47	54.873	1:46.365
40	21.141	1:47.202	47	38.456	1:47.491	99	55.482	1:47.260
62	21.745	1:48.909	62	40.675	1:48.183	23	55.716	1:47.636
47	21.976	1:47.746	144	40.767	1:48.091	144	56.065	1:46.176
144	22.156	1:47.681	6	46.954	1:49.407	62	1:00.462	1:48.581
44	24.522	1:50.490	44	47.176	1:49.176	561	1:06.928	1:47.980
6	24.892	1:49.688	561	47.329	1:49.229	44	1:07.339	1:48.097
561	25.747	1:51.432	50	1:24.365	1:59.869	6	1:07.571	1:47.901
50	41.998	1:58.729						
70	55.895	2:07.002						

Weather / Track : Sunny / Dry

Results can be found at www.tsl-timing.com

Brands Hatch GP
 Circuit Length = 2.4332 miles
 Start: 16:05 Flag 16:15 End: 16:17

Printed - 16:18 Saturday, 17 July 2021

BMCRC - MRO Championships 2021 - Rnd 4 @ Brands Hatch GP

MRO Minitwins

RACE 12 - SECTOR ANALYSIS



SECTOR 1 = FL to I1, SECTOR 2 = I1 to I2, SECTOR 3 = I2 to FL, DIFF = Difference To Personal Best Lap, P = Crossed Finish Line in Pit Lane, D = Time Disallowed

P1 26		Glynn DAVIES		Suzuki SV650 -			
IDEAL LAP TIME : 1:38.125		BEST LAP TIME : 1:38.326		DIFFERENCE : 0.201			
LAP	SECTOR 1	SECTOR 2	SECTOR 3	LAP TIME	MPH	DIFF	TIME OF DAY
1 -		44.631	24.416	1:45.199	83.26	6.873	16:07:23.770
2 -	31.040	44.187	23.837	1:39.064	88.42	0.738	16:09:02.834
3 -	30.825	43.975	23.853	1:38.653 (3)	88.79	0.327	16:10:41.487
4 -	30.760	44.099	23.600	1:38.459 (2)	88.96	0.133	16:12:19.946
5 -	30.555	43.970	23.801	1:38.326 (1)	89.08		16:13:58.272
6 -	30.845	44.205	23.736	1:38.786	88.67	0.460	16:15:37.058

P2 78		Keith POVAH		Suzuki SV650 - Instagram @crap.sack give us a follow!			
IDEAL LAP TIME : 1:38.240		BEST LAP TIME : 1:38.240		DIFFERENCE : 0.000			
LAP	SECTOR 1	SECTOR 2	SECTOR 3	LAP TIME	MPH	DIFF	TIME OF DAY
1 -		44.492	23.925	1:45.744	82.83	7.504	16:07:24.315
2 -	31.180	44.341	23.759	1:39.280 (3)	88.23	1.040	16:09:03.595
3 -	31.189	44.025	23.551	1:38.765 (2)	88.69	0.525	16:10:42.360
4 -	30.709	44.005	23.526	1:38.240 (1)	89.16		16:12:20.600
5 -	31.173	44.879	23.989	1:40.041	87.56	1.801	16:14:00.641
6 -	31.135	44.367	24.201	1:39.703	87.85	1.463	16:15:40.344

P3 95		John REYNOLDS		Suzuki SV650 - Fins Motorcycles			
IDEAL LAP TIME : 1:38.856		BEST LAP TIME : 1:39.086		DIFFERENCE : 0.230			
LAP	SECTOR 1	SECTOR 2	SECTOR 3	LAP TIME	MPH	DIFF	TIME OF DAY
1 -		44.331	24.877	1:45.658	82.90	6.572	16:07:24.229
2 -	31.042	44.848	23.809	1:39.699	87.86	0.613	16:09:03.928
3 -	31.158	44.092	23.836	1:39.086 (1)	88.40		16:10:43.014
4 -	31.209	44.005	24.075	1:39.289 (2)	88.22	0.203	16:12:22.303
5 -	31.227	44.987	23.997	1:40.211	87.41	1.125	16:14:02.514
6 -	31.298	44.393	23.975	1:39.666 (3)	87.89	0.580	16:15:42.180

P4 661		Cameron HARRIS		Suzuki SV650 - HARRIS PERFORMANCE			
IDEAL LAP TIME : 1:39.416		BEST LAP TIME : 1:39.534		DIFFERENCE : 0.118			
LAP	SECTOR 1	SECTOR 2	SECTOR 3	LAP TIME	MPH	DIFF	TIME OF DAY
1 -		44.990	24.217	1:46.060	82.59	6.526	16:07:24.631
2 -	31.334	44.416	23.784	1:39.534 (1)	88.00		16:09:04.165
3 -	31.442	44.298	23.841	1:39.581 (2)	87.96	0.047	16:10:43.746
4 -	31.368	44.769	23.863	1:40.000 (3)	87.59	0.466	16:12:23.746
5 -	31.532	44.698	23.958	1:40.188	87.43	0.654	16:14:03.934
6 -	31.480	45.059	24.574	1:41.113	86.63	1.579	16:15:45.047

P5 232		Matt WETHERELL		Suzuki SV650 - MSG Racing/Lamonde.com/FWR Tyres			
IDEAL LAP TIME : 1:39.916		BEST LAP TIME : 1:39.965		DIFFERENCE : 0.049			
LAP	SECTOR 1	SECTOR 2	SECTOR 3	LAP TIME	MPH	DIFF	TIME OF DAY
1 -		45.704	24.207	1:46.147	82.52	6.182	16:07:24.718
2 -	31.548	44.888	23.945	1:40.381 (2)	87.26	0.416	16:09:05.099
3 -	31.137	44.834	23.994	1:39.965 (1)	87.62		16:10:45.064
4 -	31.152	45.232	24.193	1:40.577 (3)	87.09	0.612	16:12:25.641
5 -	31.609	45.047	25.164	1:41.820	86.03	1.855	16:14:07.461
6 -	31.494	45.203	24.212	1:40.909	86.80	0.944	16:15:48.370

Weather / Track : Sunny / Dry

Brands Hatch GP
Circuit Length = 2.4332 miles
Start: 16:05 Flag 16:15 End: 16:17

BMCRC - MRO Championships 2021 - Rnd 4 @ Brands Hatch GP

MRO Minitwins

RACE 12 - SECTOR ANALYSIS



SECTOR 1 = FL to I1, SECTOR 2 = I1 to I2, SECTOR 3 = I2 to FL, DIFF = Difference To Personal Best Lap, P = Crossed Finish Line in Pit Lane, D = Time Disallowed

P6 96		Dan HARRIS		Suzuki SV650 - HP Racing			
IDEAL LAP TIME : 1:40.069		BEST LAP TIME : 1:40.178		DIFFERENCE : 0.109			
LAP	SECTOR 1	SECTOR 2	SECTOR 3	LAP TIME	MPH	DIFF	TIME OF DAY
1 -		45.075	24.397	1:46.737	82.06	6.559	16:07:25.308
2 -	31.390	44.645	24.143	1:40.178 (1)	87.44		16:09:05.486
3 -	31.281	44.839	24.323	1:40.443 (2)	87.21	0.265	16:10:45.929
4 -	31.498	44.924	24.316	1:40.738 (3)	86.95	0.560	16:12:26.667
5 -	31.580	44.860	24.953	1:41.393	86.39	1.215	16:14:08.060
6 -	31.526	44.737	24.574	1:40.837	86.87	0.659	16:15:48.897

P7 710		Craig HENSTOCK		Suzuki SV650 - Alheavy Ltd / Kronos Threat Management			
IDEAL LAP TIME : 1:40.259		BEST LAP TIME : 1:40.682		DIFFERENCE : 0.423			
LAP	SECTOR 1	SECTOR 2	SECTOR 3	LAP TIME	MPH	DIFF	TIME OF DAY
1 -		46.282	24.315	1:48.774	80.53	8.092	16:07:27.345
2 -	31.724	44.782	24.176	1:40.682 (1)	87.00		16:09:08.027
3 -	31.592	45.438	24.370	1:41.400 (3)	86.38	0.718	16:10:49.427
4 -	31.301	45.505	24.383	1:41.189 (2)	86.56	0.507	16:12:30.616
5 -	31.515	45.670	24.323	1:41.508	86.29	0.826	16:14:12.124
6 -	32.027	45.924	24.384	1:42.335	85.59	1.653	16:15:54.459

P8 16		Martin COOPER		Suzuki SV650 -			
IDEAL LAP TIME : 1:40.992		BEST LAP TIME : 1:41.155		DIFFERENCE : 0.163			
LAP	SECTOR 1	SECTOR 2	SECTOR 3	LAP TIME	MPH	DIFF	TIME OF DAY
1 -		46.243	24.236	1:48.213	80.94	7.058	16:07:26.784
2 -	31.936	44.905	24.314	1:41.155 (1)	86.59		16:09:07.939
3 -	32.191	45.573	24.527	1:42.291	85.63	1.136	16:10:50.230
4 -	32.439	45.617	24.388	1:42.444	85.50	1.289	16:12:32.674
5 -	31.859	46.054	24.324	1:42.237 (3)	85.68	1.082	16:14:14.911
6 -	32.055	45.309	24.228	1:41.592 (2)	86.22	0.437	16:15:56.503

P9 5		Barry MANTELL		Suzuki SV650 S - Swedish car connection			
IDEAL LAP TIME : 1:40.892		BEST LAP TIME : 1:40.933		DIFFERENCE : 0.041			
LAP	SECTOR 1	SECTOR 2	SECTOR 3	LAP TIME	MPH	DIFF	TIME OF DAY
1 -		46.194	24.460	1:49.088	80.30	8.155	16:07:27.659
2 -	31.850	45.060	24.023	1:40.933 (1)	86.78		16:09:08.592
3 -	31.881	45.669	24.213	1:41.763 (2)	86.08	0.830	16:10:50.355
4 -	31.934	45.585	24.421	1:41.940 (3)	85.93	1.007	16:12:32.295
5 -	31.809	45.669	24.648	1:42.126	85.77	1.193	16:14:14.421
6 -	32.157	45.438	24.784	1:42.379	85.56	1.446	16:15:56.800

P10 66		Mitch DUCRAN		Suzuki SV650 - JP Haulage			
IDEAL LAP TIME : 1:41.039		BEST LAP TIME : 1:41.059		DIFFERENCE : 0.020			
LAP	SECTOR 1	SECTOR 2	SECTOR 3	LAP TIME	MPH	DIFF	TIME OF DAY
1 -		45.874	24.733	1:48.037	81.08	6.978	16:07:26.608
2 -	31.819	45.079	24.161	1:41.059 (1)	86.68		16:09:07.667
3 -	33.047	46.307	24.284	1:43.638	84.52	2.579	16:10:51.305
4 -	31.799	45.512	24.309	1:41.620 (2)	86.20	0.561	16:12:32.925
5 -	31.846	46.044	24.219	1:42.109 (3)	85.78	1.050	16:14:15.034
6 -	32.083	45.970	24.441	1:42.494	85.46	1.435	16:15:57.528

BMCRC - MRO Championships 2021 - Rnd 4 @ Brands Hatch GP

MRO Minitwins

RACE 12 - SECTOR ANALYSIS



SECTOR 1 = FL to I1, SECTOR 2 = I1 to I2, SECTOR 3 = I2 to FL, DIFF = Difference To Personal Best Lap, P = Crossed Finish Line in Pit Lane, D = Time Disallowed

P11 81		Malvern MAY		Suzuki SV650 -			
IDEAL LAP TIME : 1:43.498		BEST LAP TIME : 1:43.498		DIFFERENCE : 0.000			
LAP	SECTOR 1	SECTOR 2	SECTOR 3	LAP TIME	MPH	DIFF	TIME OF DAY
1 -		46.772	25.029	1:50.670	79.15	7.172	16:07:29.241
2 -	32.158	46.363	24.977	1:43.498 (1)	84.63		16:09:12.739
3 -	32.416	47.102	25.259	1:44.777 (2)	83.60	1.279	16:10:57.516
4 -	32.774	47.746	25.645	1:46.165 (3)	82.51	2.667	16:12:43.681
5 -	33.184	47.872	25.308	1:46.364	82.35	2.866	16:14:30.045
6 -	33.688	48.273	26.856	1:48.817	80.50	5.319	16:16:18.862

P12 48		Shaun WALLIS		Yamaha R6 - MBC Despatch Racing			
IDEAL LAP TIME : 1:45.151		BEST LAP TIME : 1:45.266		DIFFERENCE : 0.115			
LAP	SECTOR 1	SECTOR 2	SECTOR 3	LAP TIME	MPH	DIFF	TIME OF DAY
1 -		47.141	25.099	1:51.787	78.36	6.521	16:07:30.358
2 -	33.012	47.040	25.214	1:45.266 (1)	83.21		16:09:15.624
3 -	33.298	48.388	25.566	1:47.252	81.67	1.986	16:11:02.876
4 -	33.979	48.365	25.378	1:47.722	81.31	2.456	16:12:50.598
5 -	33.495	47.857	25.391	1:46.743 (2)	82.06	1.477	16:14:37.341
6 -	33.452	47.882	25.472	1:46.806 (3)	82.01	1.540	16:16:24.147

P13 34		Andrew JOHNSON		Suzuki SV650 - Rose & Charlie Racing			
IDEAL LAP TIME : 1:45.878		BEST LAP TIME : 1:46.161		DIFFERENCE : 0.283			
LAP	SECTOR 1	SECTOR 2	SECTOR 3	LAP TIME	MPH	DIFF	TIME OF DAY
1 -		47.880	25.139	1:54.855	76.26	8.694	16:07:33.426
2 -	34.424	47.703	25.414	1:47.541	81.45	1.380	16:09:20.967
3 -	33.673	48.784	25.163	1:47.620	81.39	1.459	16:11:08.587
4 -	33.718	47.381	25.062	1:46.161 (1)	82.51		16:12:54.748
5 -	34.112	47.578	25.499	1:47.189 (3)	81.72	1.028	16:14:41.937
6 -	33.821	47.143	25.783	1:46.747 (2)	82.06	0.586	16:16:28.684

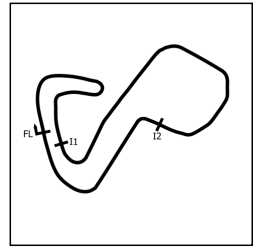
P14 159		Benn RIDGWELL		Suzuki SV650 - Ridgely Racing			
IDEAL LAP TIME : 1:46.295		BEST LAP TIME : 1:46.735		DIFFERENCE : 0.440			
LAP	SECTOR 1	SECTOR 2	SECTOR 3	LAP TIME	MPH	DIFF	TIME OF DAY
1 -		47.810	25.021	1:53.870	76.92	7.135	16:07:32.441
2 -	34.181	48.301	25.055	1:47.537	81.45	0.802	16:09:19.978
3 -	33.673	48.152	25.330	1:47.155 (2)	81.74	0.420	16:11:07.133
4 -	33.928	47.735	25.072	1:46.735 (1)	82.07		16:12:53.868
5 -	33.926	47.601	25.719	1:47.246 (3)	81.67	0.511	16:14:41.114
6 -	33.700	48.277	26.030	1:48.007	81.10	1.272	16:16:29.121

P15 84		Ricardo BRANCO		Suzuki SV650 - IMP Racing			
IDEAL LAP TIME : 1:46.690		BEST LAP TIME : 1:46.975		DIFFERENCE : 0.285			
LAP	SECTOR 1	SECTOR 2	SECTOR 3	LAP TIME	MPH	DIFF	TIME OF DAY
1 -		48.293	25.439	1:54.783	76.31	7.808	16:07:33.354
2 -	34.231	48.192	25.328	1:47.751 (3)	81.29	0.776	16:09:21.105
3 -	33.766	48.636	25.445	1:47.847	81.22	0.872	16:11:08.952
4 -	34.372	48.073	25.679	1:48.124	81.01	1.149	16:12:57.076
5 -	33.747	47.874	25.609	1:47.230 (2)	81.69	0.255	16:14:44.306
6 -	33.611	47.751	25.613	1:46.975 (1)	81.88		16:16:31.281

BMCRC - MRO Championships 2021 - Rnd 4 @ Brands Hatch GP

MRO Minitwins

RACE 12 - SECTOR ANALYSIS



SECTOR 1 = FL to I1, SECTOR 2 = I1 to I2, SECTOR 3 = I2 to FL, DIFF = Difference To Personal Best Lap, P = Crossed Finish Line in Pit Lane, D = Time Disallowed

P16 455		Tyler DONOVAN		Suzuki SV650 -			
IDEAL LAP TIME : 1:46.135		BEST LAP TIME : 1:46.797		DIFFERENCE : 0.662			
LAP	SECTOR 1	SECTOR 2	SECTOR 3	LAP TIME	MPH	DIFF	TIME OF DAY
1 -		48.387	25.608	1:56.647	75.09	9.850	16:07:35.218
2 -	34.448	47.989	25.432	1:47.869	81.20	1.072	16:09:23.087
3 -	33.701	48.053	25.043	1:46.797 (1)	82.02		16:11:09.884
4 -	33.801	47.391	25.682	1:46.874 (2)	81.96	0.077	16:12:56.758
5 -	33.893	47.854	25.728	1:47.475	81.50	0.678	16:14:44.233
6 -	34.087	47.615	25.364	1:47.066 (3)	81.81	0.269	16:16:31.299

P17 40		Simon WILKINSON		Suzuki SV650 - S P Wilkinson Engineering Ltd			
IDEAL LAP TIME : 1:45.778		BEST LAP TIME : 1:46.538		DIFFERENCE : 0.760			
LAP	SECTOR 1	SECTOR 2	SECTOR 3	LAP TIME	MPH	DIFF	TIME OF DAY
1 -		48.989	26.164	1:58.202	74.10	11.664	16:07:36.773
2 -	33.725	48.042	25.435	1:47.202	81.71	0.664	16:09:23.975
3 -	33.463	47.693	25.382	1:46.538 (1)	82.22		16:11:10.513
4 -	33.609	47.642	25.381	1:46.632 (2)	82.15	0.094	16:12:57.145
5 -	34.070	47.662	25.498	1:47.230	81.69	0.692	16:14:44.375
6 -	34.683	47.282	25.033	1:46.998 (3)	81.86	0.460	16:16:31.373

P18 47		Tristan BOHANAN		Suzuki SV650 - Myself			
IDEAL LAP TIME : 1:45.634		BEST LAP TIME : 1:46.101		DIFFERENCE : 0.467			
LAP	SECTOR 1	SECTOR 2	SECTOR 3	LAP TIME	MPH	DIFF	TIME OF DAY
1 -		49.793	26.025	1:58.493	73.92	12.392	16:07:37.064
2 -	33.631	48.231	25.884	1:47.746	81.30	1.645	16:09:24.810
3 -	33.006	47.746	25.349	1:46.101 (1)	82.56		16:11:10.911
4 -	33.819	48.343	25.329	1:47.491	81.49	1.390	16:12:58.402
5 -	34.024	47.841	25.299	1:47.164 (3)	81.74	1.063	16:14:45.566
6 -	33.737	47.627	25.001	1:46.365 (2)	82.35	0.264	16:16:31.931

P19 99		Lee ELLIS		Suzuki SV650 -			
IDEAL LAP TIME : 1:46.833		BEST LAP TIME : 1:47.052		DIFFERENCE : 0.219			
LAP	SECTOR 1	SECTOR 2	SECTOR 3	LAP TIME	MPH	DIFF	TIME OF DAY
1 -		48.258	25.707	1:54.707	76.36	7.655	16:07:33.278
2 -	34.210	48.007	25.389	1:47.606 (3)	81.40	0.554	16:09:20.884
3 -	34.590	48.659	25.641	1:48.890	80.44	1.838	16:11:09.774
4 -	34.841	48.350	25.263	1:48.454	80.77	1.402	16:12:58.228
5 -	34.272	47.574	25.206	1:47.052 (1)	81.82		16:14:45.280
6 -	34.322	47.889	25.049	1:47.260 (2)	81.66	0.208	16:16:32.540

P20 23		Claire BECKETT		Suzuki SV650 - P Sheils & Sons			
IDEAL LAP TIME : 1:47.215		BEST LAP TIME : 1:47.595		DIFFERENCE : 0.380			
LAP	SECTOR 1	SECTOR 2	SECTOR 3	LAP TIME	MPH	DIFF	TIME OF DAY
1 -		48.088	25.305	1:53.723	77.02	6.128	16:07:32.294
2 -	34.090	48.203	25.302	1:47.595 (1)	81.41		16:09:19.889
3 -	34.645	48.578	25.339	1:48.562	80.68	0.967	16:11:08.451
4 -	34.749	47.863	26.117	1:48.729	80.56	1.134	16:12:57.180
5 -	34.707	47.823	25.428	1:47.958 (3)	81.14	0.363	16:14:45.138
6 -	34.312	47.962	25.362	1:47.636 (2)	81.38	0.041	16:16:32.774

BMCRC - MRO Championships 2021 - Rnd 4 @ Brands Hatch GP

MRO Minitwins

RACE 12 - SECTOR ANALYSIS



SECTOR 1 = FL to I1, SECTOR 2 = I1 to I2, SECTOR 3 = I2 to FL, DIFF = Difference To Personal Best Lap, P = Crossed Finish Line in Pit Lane, D = Time Disallowed

P21 144		Nick CRONIN		Suzuki SV650 -			
IDEAL LAP TIME : 1:45.994		BEST LAP TIME : 1:46.176		DIFFERENCE : 0.182			
LAP	SECTOR 1	SECTOR 2	SECTOR 3	LAP TIME	MPH	DIFF	TIME OF DAY
1 -		49.258	26.196	1:58.738	73.77	12.562	16:07:37.309
2 -	33.644	48.320	25.717	1:47.681	81.34	1.505	16:09:24.990
3 -	33.514	48.315	25.803	1:47.632 (3)	81.38	1.456	16:11:12.622
4 -	33.914	48.735	25.442	1:48.091	81.04	1.915	16:13:00.713
5 -	33.235	47.412	25.587	1:46.234 (2)	82.45	0.058	16:14:46.947
6 -	33.285	47.544	25.347	1:46.176 (1)	82.50		16:16:33.123

P22 62		James KING		Suzuki SV650 - King and Drury construction			
IDEAL LAP TIME : 1:47.527		BEST LAP TIME : 1:47.859		DIFFERENCE : 0.332			
LAP	SECTOR 1	SECTOR 2	SECTOR 3	LAP TIME	MPH	DIFF	TIME OF DAY
1 -		49.406	25.486	1:57.099	74.80	9.240	16:07:35.670
2 -	33.882	48.981	26.046	1:48.909	80.43	1.050	16:09:24.579
3 -	33.784	48.273	25.802	1:47.859 (1)	81.21		16:11:12.438
4 -	34.018	48.622	25.543	1:48.183 (2)	80.97	0.324	16:13:00.621
5 -	34.172	48.257	25.889	1:48.318 (3)	80.87	0.459	16:14:48.939
6 -	33.834	48.910	25.837	1:48.581	80.67	0.722	16:16:37.520

P23 561		David LESLIE		Suzuki SV650 -			
IDEAL LAP TIME : 1:47.833		BEST LAP TIME : 1:47.980		DIFFERENCE : 0.147			
LAP	SECTOR 1	SECTOR 2	SECTOR 3	LAP TIME	MPH	DIFF	TIME OF DAY
1 -		49.479	25.548	1:58.578	73.87	10.598	16:07:37.149
2 -	35.062	50.973	25.397	1:51.432	78.61	3.452	16:09:28.581
3 -	33.841	49.831	25.793	1:49.465	80.02	1.485	16:11:18.046
4 -	34.507	49.076	25.646	1:49.229 (3)	80.19	1.249	16:13:07.275
5 -	34.311	48.918	25.502	1:48.731 (2)	80.56	0.751	16:14:56.006
6 -	33.565	48.871	25.544	1:47.980 (1)	81.12		16:16:43.986

P24 44		Tony PARKER		Suzuki SV650 - Emerald Elevators/PriceLess Copiers			
IDEAL LAP TIME :		BEST LAP TIME : 1:48.097		DIFFERENCE :			
LAP	SECTOR 1	SECTOR 2	SECTOR 3	LAP TIME	MPH	DIFF	TIME OF DAY
1 -			26.241	1:58.295	74.05	10.198	16:07:36.865
2 -				1:50.490	79.28	2.393	16:09:27.356
3 -				1:50.590	79.21	2.493	16:11:17.946
4 -			25.642	1:49.176 (2)	80.23	1.079	16:13:07.122
5 -				1:49.178 (3)	80.23	1.081	16:14:56.300
6 -			25.396	1:48.097 (1)	81.03		16:16:44.397

P25 6		Daniel GOUGH		Suzuki SV650 - G Force Motorcycles			
IDEAL LAP TIME : 1:47.901		BEST LAP TIME : 1:47.901		DIFFERENCE : 0.000			
LAP	SECTOR 1	SECTOR 2	SECTOR 3	LAP TIME	MPH	DIFF	TIME OF DAY
1 -		49.429	25.986	1:59.467	73.32	11.566	16:07:38.038
2 -	34.455	49.116	26.117	1:49.688 (3)	79.86	1.787	16:09:27.726
3 -	34.404	49.183	26.180	1:49.767	79.80	1.866	16:11:17.493
4 -	34.628	48.760	26.019	1:49.407 (2)	80.06	1.506	16:13:06.900
5 -	35.210	49.023	25.595	1:49.828	79.75	1.927	16:14:56.728
6 -	33.815	48.738	25.348	1:47.901 (1)	81.18		16:16:44.629

BMCRC - MRO Championships 2021 - Rnd 4 @ Brands Hatch GP

MRO Minitwins

RACE 12 - SECTOR ANALYSIS



SECTOR 1 = FL to I1, SECTOR 2 = I1 to I2, SECTOR 3 = I2 to FL, DIFF = Difference To Personal Best Lap, P = Crossed Finish Line in Pit Lane, D = Time Disallowed

LAP	SECTOR 1	SECTOR 2	SECTOR 3	LAP TIME	MPH	DIFF	TIME OF DAY
P26 50 Adam RIDGWELL Suzuki SV650 - Ridgely Racing							
IDEAL LAP TIME : 1:58.624		BEST LAP TIME : 1:58.729		DIFFERENCE : 0.105			
1 -		53.507	27.729	2:07.532	68.68	8.803	16:07:46.103
2 -	37.731	53.164	27.834	1:58.729 (1)	73.78		16:09:44.832
3 -	37.916	53.733	27.961	1:59.610 (2)	73.23	0.881	16:11:44.442
4 -	38.135	53.450	28.284	1:59.869 (3)	73.07	1.140	16:13:44.311
5 -	38.494	53.333	28.057	1:59.884	73.06	1.155	16:15:44.195
P27 70 Vanessa GILLAM Suzuki SV650 - No More Straps Ltd							
IDEAL LAP TIME : 2:01.998		BEST LAP TIME : 2:01.998		DIFFERENCE : 0.000			
1 -		57.060	29.366	2:13.156	65.78	11.158	16:07:51.727
2 -	39.539	58.299	29.164	2:07.002 (3)	68.97	5.004	16:09:58.729
3 -	40.091	59.041	28.992	2:08.124	68.37	6.126	16:12:06.853
4 -	39.006	56.258	29.034	2:04.298 (2)	70.47	2.300	16:14:11.151
5 -	38.105	55.678	28.215	2:01.998 (1)	71.80		16:16:13.149
P28 58 James SHEEHAN Suzuki SV650 - Sheehan Racing							
IDEAL LAP TIME : 1:43.018		BEST LAP TIME : 1:43.652		DIFFERENCE : 0.634			
1 -		46.164	24.539	1:49.826	79.76	6.174	16:07:28.397
2 -	32.315	46.469	24.868	1:43.652 (1)	84.51		16:09:12.049
3 -	32.854	47.069	24.879	1:44.802 (2)	83.58	1.150	16:10:56.851
4 -	33.081	47.819	26.677	1:47.577 (3)	81.42	3.925	16:12:44.428
P29 19 Kevin LILLEY Suzuki SV650 - Trafalgar Cleaning Eqpt. / Steve Jordan Motorcy							
IDEAL LAP TIME : 1:40.465		BEST LAP TIME : 1:40.525		DIFFERENCE : 0.060			
1 -		45.264	24.359	1:47.942 (2)	81.15	7.417	16:07:26.513
2 -	31.552	44.930	24.043	1:40.525 (1)	87.14		16:09:07.038

BMCRC - MRO Championships 2021 - Rnd 4 @ Brands Hatch GP

MRO Minitwins

RACE 12 - BEST SECTORS

SECTOR 1			SECTOR 2			SECTOR 3			IDEAL / BEST COMPARISON						
POS	NO	NAME	TIME	NO	NAME	TIME	NO	NAME	TIME	POS	NO	NAME	IDEAL	BEST	DIFF
													PERFECT LAP	1:38.051	
1	26	DAVIES	30.555	26	DAVIES	43.970	78	POVAH	23.526	1	26	DAVIES	1:38.125	1:38.326	0.201
2	78	POVAH	30.709	78	POVAH	44.005	26	DAVIES	23.600	2	78	POVAH	1:38.240	1:38.240	0.000
3	95	REYNOLDS	31.042	95	REYNOLDS	44.005	661	HARRIS	23.784	3	95	REYNOLDS	1:38.856	1:39.086	0.230
4	232	WETHERELL	31.137	661	HARRIS	44.298	95	REYNOLDS	23.809	4	661	HARRIS	1:39.416	1:39.534	0.118
5	96	HARRIS	31.281	96	HARRIS	44.645	232	WETHERELL	23.945	5	232	WETHERELL	1:39.916	1:39.965	0.049
6	710	HENSTOCK	31.301	710	HENSTOCK	44.782	5	MANTELL	24.023	6	96	HARRIS	1:40.069	1:40.178	0.109
7	661	HARRIS	31.334	232	WETHERELL	44.834	19	LILLEY	24.043	7	710	HENSTOCK	1:40.259	1:40.682	0.423
8	19	LILLEY	31.492	16	COOPER	44.905	96	HARRIS	24.143	8	19	LILLEY	1:40.465	1:40.525	0.060
9	66	DUCRAN	31.799	19	LILLEY	44.930	66	DUCRAN	24.161	9	5	MANTELL	1:40.892	1:40.933	0.041
10	5	MANTELL	31.809	5	MANTELL	45.060	710	HENSTOCK	24.176	10	16	COOPER	1:40.992	1:41.155	0.163
11	16	COOPER	31.859	66	DUCRAN	45.079	16	COOPER	24.228	11	66	DUCRAN	1:41.039	1:41.059	0.020
12	81	MAY	32.158	58	SHEEHAN	46.164	58	SHEEHAN	24.539	12	58	SHEEHAN	1:43.018	1:43.652	0.634
13	58	SHEEHAN	32.315	81	MAY	46.363	81	MAY	24.977	13	81	MAY	1:43.498	1:43.498	0.000
14	47	BOHANAN	33.006	48	WALLIS	47.040	47	BOHANAN	25.001	14	48	WALLIS	1:45.151	1:45.266	0.115
15	48	WALLIS	33.012	34	JOHNSON	47.143	159	RIDGWELL	25.021	15	47	BOHANAN	1:45.634	1:46.101	0.467
16	144	CRONIN	33.235	40	WILKINSON	47.282	40	WILKINSON	25.033	16	40	WILKINSON	1:45.778	1:46.538	0.760
17	40	WILKINSON	33.463	455	DONOVAN	47.391	455	DONOVAN	25.043	17	34	JOHNSON	1:45.878	1:46.161	0.283
18	561	LESLIE	33.565	144	CRONIN	47.412	99	ELLIS	25.049	18	144	CRONIN	1:45.994	1:46.176	0.182
19	84	BRANCO	33.611	99	ELLIS	47.574	34	JOHNSON	25.062	19	455	DONOVAN	1:46.135	1:46.797	0.662
20	34	JOHNSON	33.673	159	RIDGWELL	47.601	48	WALLIS	25.099	20	159	RIDGWELL	1:46.295	1:46.735	0.440
21	159	RIDGWELL	33.673	47	BOHANAN	47.627	23	BECKETT	25.302	21	84	BRANCO	1:46.690	1:46.975	0.285
22	455	DONOVAN	33.701	84	BRANCO	47.751	84	BRANCO	25.328	22	99	ELLIS	1:46.833	1:47.052	0.219
23	62	KING	33.784	23	BECKETT	47.823	144	CRONIN	25.347	23	23	BECKETT	1:47.215	1:47.595	0.380
24	6	GOUGH	33.815	62	KING	48.257	6	GOUGH	25.348	24	62	KING	1:47.527	1:47.859	0.332
25	23	BECKETT	34.090	6	GOUGH	48.738	44	PARKER	25.396	25	561	LESLIE	1:47.833	1:47.980	0.147
26	99	ELLIS	34.210	561	LESLIE	48.871	561	LESLIE	25.397	26	6	GOUGH	1:47.901	1:47.901	0.000
27	50	RIDGWELL	37.731	50	RIDGWELL	53.164	62	KING	25.486	27	50	RIDGWELL	1:58.624	1:58.729	0.105
28	70	GILLAM	38.105	70	GILLAM	55.678	50	RIDGWELL	27.729	28	70	GILLAM	2:01.998	2:01.998	0.000
29							70	GILLAM	28.215	29	44	PARKER		1:48.097	

Weather / Track : Sunny / Dry

Results can be found at www.tsl-timing.com

Brands Hatch GP

Circuit Length = 2.4332 miles

Start: 16:05 Flag 16:15 End: 16:17

Printed - 16:18 Saturday, 17 July 2021

BMCRC - MRO Championships 2021 - Rnd 4 @ Brands Hatch GP

MRO Minitwins

RACE 12 - STATISTICS

Competitors Started 29
Planned Start 2021-07-17 @ 15:40:00.000
Actual Start 2021-07-17 @ 16:05:38.570
Finish Time 2021-07-17 @ 16:15:37.057
Track Length 2.4332mi.
Total Laps 166
Total Distance Covered 403.9260mi.

Session Fastest Lap History

NO	NAME	LAP TIME	TIME OF DAY	LAP	VEHICLE
26	Glynn DAVIES	1:45.199	16:07:23.799	1	Suzuki SV650
26	Glynn DAVIES	1:39.064	16:09:02.863	2	Suzuki SV650
26	Glynn DAVIES	1:38.653	16:10:41.516	3	Suzuki SV650
26	Glynn DAVIES	1:38.459	16:12:19.975	4	Suzuki SV650
78	Keith POVAH	1:38.240	16:12:20.623	4	Suzuki SV650

Session Leader History

NO	NAME	FROM LAP	LAPS LED	DISTANCE	VEHICLE
26	Glynn DAVIES	1	6	14.59 miles	Suzuki SV650

Flag History

TYPE	TIME OF DAY
GREEN	16:05:38.570
FINISH	16:15:37.057

Flag Statistics

TYPE	COUNT	TOTAL LAPS	TOTAL TIME
Green	1	6	11:39.081
Red	0	0	0.000
Safety Car	0	0	0.000
FCY	0	0	0.000

Weather / Track : Sunny / Dry

Results can be found at www.tsl-timing.com

Brands Hatch GP
Circuit Length = 2.4332 miles
Start: 16:05 Flag 16:15 End: 16:17

Printed - 16:18 Saturday, 17 July 2021

BMCRC - MRO Championships 2021 - Rnd 4 @ Brands Hatch GP



MRO Minitwins

RACE 3 - GRID (7 Laps)

ROW 11	33		32		31	112 James NAGY
ROW 10	30	138 Craig JARMIN	29	70 Vanessa GILLAM 2:01.998	28	50 Adam RIDGWELL 1:58.729
ROW 9	27	44 Tony PARKER 1:48.097	26	561 David LESLIE 1:47.980	25	6 Daniel GOUGH 1:47.901
ROW 8	24	62 James KING 1:47.859	23	23 Claire BECKETT 1:47.595	22	99 Lee ELLIS 1:47.052
ROW 7	21	84 Ricardo BRANCO 1:46.975	20	455 Tyler DONOVAN 1:46.797	19	159 Benn RIDGWELL 1:46.735
ROW 6	18	40 Simon WILKINSON 1:46.538	17	144 Nick CRONIN 1:46.176	16	34 Andrew JOHNSON 1:46.161
ROW 5	15	47 Tristan BOHANAN 1:46.101	14	48 Shaun WALLIS 1:45.266	13	58 James SHEEHAN 1:43.652
ROW 4	12	81 Malvern MAY 1:43.498	11	16 Martin COOPER 1:41.155	10	66 Mitch DUCRAN 1:41.059
ROW 3	9	5 Barry MANTELL 1:40.933	8	710 Craig HENSTOCK 1:40.682	7	19 Kevin LILLEY 1:40.525
ROW 2	6	96 Dan HARRIS 1:40.178	5	232 Matt WETHERELL 1:39.965	4	661 Cameron HARRIS 1:39.534
ROW 1	3	95 John REYNOLDS 1:39.086	2	26 Glynn DAVIES 1:38.326	1	78 Keith POVAH 1:38.240 Pole

Brands Hatch GP

Circuit Length = 2.4332 miles

These results are provisional until the conclusion of any judicial and technical matters.

Clerk Of Course :	Stewards :	Timekeeper : Craig Smith
-------------------	------------	--------------------------

Results can be found at www.tsl-timing.com

Printed - 16:19 Saturday, 17 July 2021



BMCRC - MRO Championships 2021 - Rnd 4 @ Brands Hatch GP



MRO Minitwins

RACE 3 - CLASSIFICATION

POS	NO	NAME	ENTRY	LAPS	TIME	GAP	DIFF	MPH	BEST	ON
1	26	Glynn DAVIES	Suzuki SV650 -	7	11:34.022			88.35	1:37.660	2
2	95	John REYNOLDS	Suzuki SV650 - Fins Motorcycles	7	11:42.262	8.240	8.240	87.31	1:39.189	5
3	78	Keith POVAH	Suzuki SV650 - Instagram @crap.sack give us a foll	7	11:42.350	8.328	0.088	87.30	1:39.158	7
4	661	Cameron HARRIS	Suzuki SV650 - HARRIS PERFORMANCE	7	11:43.011	8.989	0.661	87.22	1:39.312	5
5	232	Matt WETHERELL	Suzuki SV650 - MSG Racing/Lamonde.com/FWR T	7	11:43.268	9.246	0.257	87.19	1:38.852	5
6	96	Dan HARRIS	Suzuki SV650 - HP Racing	7	11:43.809	9.787	0.541	87.12	1:39.227	5
7	19	Kevin LILLEY	Suzuki SV650 - Trafalgar Cleaning Eqpt. / Steve Jor	7	11:56.297	22.275	12.488	85.60	1:40.402	6
8	112	James NAGY	Suzuki SV650 - Steelmate	7	11:56.746	22.724	0.449	85.55	1:40.482	7
9	710	Craig HENSTOCK	Suzuki SV650 - Alheavy Ltd / Kronos Threat Manag	7	11:56.827	22.805	0.081	85.54	1:40.556	6
10	66	Mitch DUCRAN	Suzuki SV650 - JP Haulage	7	11:58.820	24.798	1.993	85.30	1:41.529	6
11	5	Barry MANTELL	Suzuki SV650 S - Swedish car connection	7	12:03.734	29.712	4.914	84.72	1:41.815	2
12	58	James SHEEHAN	Suzuki SV650 - Sheehan Racing	7	12:13.659	39.637	9.925	83.57	1:43.663	4
13	16	Martin COOPER	Suzuki SV650 -	7	12:14.257	40.235	0.598	83.51	1:41.907	4
14	81	Malvern MAY	Suzuki SV650 -	7	12:14.364	40.342	0.107	83.49	1:43.374	4
15	48	Shaun WALLIS	Suzuki SV - MBC Despatch Racing	7	12:26.338	52.316	11.974	82.15	1:44.442	2
16	99	Lee ELLIS	Suzuki SV650 -	7	12:27.049	53.027	0.711	82.08	1:43.322	7
17	47	Tristan BOHANAN	Suzuki SV650 - Myself	7	12:33.115	59.093	6.066	81.42	1:45.877	6
18	40	Simon WILKINSON	Suzuki SV650 - S P Wilkinson Engineering Ltd	7	12:35.049	1:01.027	1.934	81.21	1:45.341	7
19	455	Tyler DONOVAN	Suzuki SV650 -	7	12:35.136	1:01.114	0.087	81.20	1:45.490	7
20	84	Ricardo BRANCO	Suzuki SV650 - IMP Racing	7	12:39.210	1:05.188	4.074	80.76	1:46.664	5
21	44	Tony PARKER	Suzuki SV650 - Emerald Elevators/PriceLess Copier	7	12:44.042	1:10.020	4.832	80.25	1:46.175	7
22	144	Nick CRONIN	Suzuki SV650 -	7	12:44.277	1:10.255	0.235	80.23	1:45.986	7
23	62	James KING	Suzuki SV650 - King and Drury construction	7	12:44.886	1:10.864	0.609	80.16	1:46.398	7
24	561	David LESLIE	Suzuki SV650 -	7	12:44.984	1:10.962	0.098	80.15	1:46.133	7
25	23	Claire BECKETT	Suzuki SV650 - P Sheils & Sons	7	12:45.706	1:11.684	0.722	80.08	1:46.846	6
26	50	Adam RIDGWELL	Suzuki SV650 - Ridgely Racing	6	12:08.083	1 Lap	1 Lap	72.18	1:58.016	2
27	70	Vanessa GILLAM	Suzuki SV650 - No More Straps Ltd	6	12:09.918	1 Lap	1.835	72.00	1:58.580	6

NOT CLASSIFIED

DNF	34	Andrew JOHNSON	Suzuki SV650 - Rose & Charlie Racing	2	3:44.988	5 Laps	4 Laps	77.86	1:49.746	2
DNF	159	Benn RIDGWELL	Suzuki SV650 - Ridgely Racing	1	1:52.640	6 Laps	1 Lap	77.76	1:52.640	1

FASTEST LAP

26	Glynn DAVIES	Suzuki SV650 -	2	1:37.660	89.69 mph	144.35 kph
----	--------------	----------------	---	----------	-----------	------------

92.5% of Race Speed = 81.72 mph

Brands Hatch GP: 2.4332 miles

Race Distance: 7 Laps / 17.03 miles

Start: 11:20 Flag 11:31 End: 11:33

Weather / Track : Sunny / Dry

These results are provisional until the conclusion of any judicial and technical matters.

Clerk Of Course :	Stewards :	Timekeeper : Craig Smith
-------------------	------------	--------------------------

Results can be found at www.tsl-timing.com

Printed - 11:35 Sunday, 18 July 2021



BMCRC - MRO Championships 2021 - Rnd 4 @ Brands Hatch GP

MRO Minitwins

RACE 3 - LAP CHART

LAP 1 @ 11:21:59.831

NO	BEHIND	LAP TIME
26		1:42.883
78	1.681	1:44.564
95	1.873	1:44.756
661	2.273	1:45.156
96	2.728	1:45.611
232	2.902	1:45.785
19	4.828	1:47.711
66	5.332	1:48.215
16	5.409	1:48.292
710	5.796	1:48.679
5	6.016	1:48.899
58	6.761	1:49.644
81	7.392	1:50.275
112	7.696	1:50.579
48	8.664	1:51.547
47	9.692	1:52.575
159	9.757	1:52.640
84	11.951	1:54.834
34	12.359	1:55.242
23	12.543	1:55.426
455	12.709	1:55.592
40	12.915	1:55.798
99	13.177	1:56.060
144	13.523	1:56.406
44	14.294	1:57.177
62	14.383	1:57.266
561	14.500	1:57.383
50	23.484	2:06.367
70	25.995	2:08.878

LAP 3 @ 11:25:15.493

NO	BEHIND	LAP TIME
26		1:38.002
78	5.091	1:39.442
95	5.481	1:39.389
661	5.686	1:39.477
96	6.335	1:40.034
232	7.609	1:41.170
19	13.256	1:42.055
710	13.425	1:41.482
66	13.509	1:42.109
16	13.849	1:42.115
5	14.270	1:42.101
112	15.055	1:40.726
58	18.930	1:43.829
81	19.876	1:44.219
48	22.348	1:44.904
47	26.767	1:46.800
99	32.083	1:47.297
455	32.200	1:47.754
84	32.387	1:48.456
40	32.545	1:46.205
44	36.678	1:49.363
144	36.998	1:50.009
62	37.855	1:50.011
23	38.523	1:51.767
561	38.764	1:51.658
50	1:06.766	2:00.928
70	1:11.933	2:01.051

LAP 4 @ 11:26:53.946

NO	BEHIND	LAP TIME
26		1:38.453
78	6.463	1:39.825
95	6.734	1:39.706
661	6.969	1:39.736
96	7.193	1:39.311
232	8.372	1:39.216
710	16.492	1:41.520
19	16.900	1:42.097
66	17.000	1:41.944
16	17.303	1:41.907
112	17.476	1:40.874
5	17.791	1:41.974
58	24.140	1:43.663
81	24.797	1:43.374
48	30.025	1:46.130
47	36.090	1:47.776
99	38.318	1:44.688
455	39.400	1:45.653
40	40.411	1:46.319
84	41.446	1:47.512
44	46.147	1:47.922
144	46.724	1:48.179
62	47.060	1:47.658
23	47.766	1:47.696
561	47.963	1:47.652
50	1:29.175	2:00.862
70	1:33.940	2:00.460

LAP 5 @ 11:28:32.624

NO	BEHIND	LAP TIME
26		1:38.678

95	7.245	1:39.189
78	7.279	1:39.494
661	7.603	1:39.312
96	7.742	1:39.227
232	8.546	1:38.852
710	18.709	1:40.895
19	19.031	1:40.809
66	19.927	1:41.605
112	20.066	1:41.268
16	20.939	1:42.314
5	21.123	1:42.010
58	29.259	1:43.797
81	30.334	1:44.215
48	38.046	1:46.699
99	44.134	1:44.494
47	44.857	1:47.445
455	47.407	1:46.685
40	48.044	1:46.311
84	49.432	1:46.664
44	55.030	1:47.561
144	55.496	1:47.450
62	55.519	1:47.137
23	56.175	1:47.087
561	56.333	1:47.048

LAP 6 @ 11:30:11.998

NO	BEHIND	LAP TIME
26		1:39.374
95	7.895	1:40.024
78	8.142	1:40.237
661	8.545	1:40.316
232	8.854	1:39.682
96	9.054	1:40.686
50	1 Lap	2:00.851
70	1 Lap	2:00.400
710	19.891	1:40.556
19	20.059	1:40.402
112	21.214	1:40.522
66	22.082	1:41.529
16	23.779	1:42.214
5	24.576	1:42.827
58	33.691	1:43.806
81	34.639	1:43.679
48	45.257	1:46.585
99	48.677	1:43.917
47	51.360	1:45.877
455	54.596	1:46.563
40	54.658	1:45.988
84	57.013	1:46.955
44	1:02.817	1:47.161
144	1:03.241	1:47.119
62	1:03.438	1:47.293
23	1:03.647	1:46.846
561	1:03.801	1:46.842

LAP 7 @ 11:31:50.970

NO	BEHIND	LAP TIME
26		1:38.972
95	8.240	1:39.317
78	8.328	1:39.158
661	8.989	1:39.416
232	9.246	1:39.364
96	9.787	1:39.705
19	22.275	1:41.188

112	22.724	1:40.482
710	22.805	1:41.886
66	24.798	1:41.688
5	29.712	1:44.108
50	1 Lap	2:01.059
70	1 Lap	1:58.580
58	39.637	1:44.918
16	40.235	1:55.428
81	40.342	1:44.675
48	52.316	1:46.031
99	53.027	1:43.322
47	59.093	1:46.705
40	1:01.027	1:45.341
455	1:01.114	1:45.490
84	1:05.188	1:47.147
44	1:10.020	1:46.175
144	1:10.255	1:45.986
62	1:10.864	1:46.398
561	1:10.962	1:46.133
23	1:11.684	1:47.009

LAP 2 @ 11:23:37.491

NO	BEHIND	LAP TIME
26		1:37.660
78	3.651	1:39.630
95	4.094	1:39.881
661	4.211	1:39.598
96	4.303	1:39.235
232	4.441	1:39.199
19	9.203	1:42.035
66	9.402	1:41.730
16	9.736	1:41.987
710	9.945	1:41.809
5	10.171	1:41.815
112	12.331	1:42.295
58	13.103	1:44.002
81	13.659	1:43.927
48	15.446	1:44.442
47	17.969	1:45.937
84	21.933	1:47.642
455	22.448	1:47.399
99	22.788	1:47.271
40	24.342	1:49.087
34	24.445	1:49.746
23	24.758	1:49.875
144	24.991	1:49.128
561	25.108	1:48.268
44	25.317	1:48.683
62	25.846	1:49.123
50	43.840	1:58.016
70	48.884	2:00.549

Weather / Track : Sunny / Dry

Results can be found at www.tsl-timing.com

Brands Hatch GP

Circuit Length = 2.4332 miles

Start: 11:20 Flag 11:31 End: 11:33

Printed - 11:37 Sunday, 18 July 2021

BMCRC - MRO Championships 2021 - Rnd 4 @ Brands Hatch GP

MRO Minitwins

RACE 3 - SECTOR ANALYSIS



SECTOR 1 = FL to I1, SECTOR 2 = I1 to I2, SECTOR 3 = I2 to FL, DIFF = Difference To Personal Best Lap, P = Crossed Finish Line in Pit Lane, D = Time Disallowed

P1 26		Glynn DAVIES		Suzuki SV650 -			
IDEAL LAP TIME : 1:37.660		BEST LAP TIME : 1:37.660		DIFFERENCE : 0.000			
LAP	SECTOR 1	SECTOR 2	SECTOR 3	LAP TIME	MPH	DIFF	TIME OF DAY
1 -		43.795	23.943	1:42.883	85.14	5.223	11:21:59.831
2 -	30.562	43.646	23.452	1:37.660 (1)	89.69		11:23:37.491
3 -	30.579	43.916	23.507	1:38.002 (2)	89.38	0.342	11:25:15.493
4 -	30.747	43.982	23.724	1:38.453 (3)	88.97	0.793	11:26:53.946
5 -	30.735	44.189	23.754	1:38.678	88.77	1.018	11:28:32.624
6 -	30.970	44.562	23.842	1:39.374	88.15	1.714	11:30:11.998
7 -	30.792	44.314	23.866	1:38.972	88.50	1.312	11:31:50.970

P2 95		John REYNOLDS		Suzuki SV650 - Fins Motorcycles			
IDEAL LAP TIME : 1:38.920		BEST LAP TIME : 1:39.189		DIFFERENCE : 0.269			
LAP	SECTOR 1	SECTOR 2	SECTOR 3	LAP TIME	MPH	DIFF	TIME OF DAY
1 -		44.449	23.750	1:44.756	83.62	5.567	11:22:01.704
2 -	31.251	44.665	23.965	1:39.881	87.70	0.692	11:23:41.585
3 -	31.325	44.349	23.715	1:39.389 (3)	88.13	0.200	11:25:20.974
4 -	31.228	44.539	23.939	1:39.706	87.85	0.517	11:27:00.680
5 -	31.144	44.083	23.962	1:39.189 (1)	88.31		11:28:39.869
6 -	31.122	44.823	24.079	1:40.024	87.57	0.835	11:30:19.893
7 -	31.229	44.327	23.761	1:39.317 (2)	88.20	0.128	11:31:59.210

P3 78		Keith POVAH		Suzuki SV650 - Instagram @crap.sack give us a follow!			
IDEAL LAP TIME : 1:38.967		BEST LAP TIME : 1:39.158		DIFFERENCE : 0.191			
LAP	SECTOR 1	SECTOR 2	SECTOR 3	LAP TIME	MPH	DIFF	TIME OF DAY
1 -		44.283	24.032	1:44.564	83.77	5.406	11:22:01.512
2 -	31.116	44.605	23.909	1:39.630	87.92	0.472	11:23:41.142
3 -	31.294	44.429	23.719	1:39.442 (2)	88.08	0.284	11:25:20.584
4 -	31.356	44.655	23.814	1:39.825	87.75	0.667	11:27:00.409
5 -	31.125	44.496	23.873	1:39.494 (3)	88.04	0.336	11:28:39.903
6 -	31.362	44.910	23.965	1:40.237	87.39	1.079	11:30:20.140
7 -	31.200	44.390	23.568	1:39.158 (1)	88.34		11:31:59.298

P4 661		Cameron HARRIS		Suzuki SV650 - HARRIS PERFORMANCE			
IDEAL LAP TIME : 1:38.867		BEST LAP TIME : 1:39.312		DIFFERENCE : 0.445			
LAP	SECTOR 1	SECTOR 2	SECTOR 3	LAP TIME	MPH	DIFF	TIME OF DAY
1 -		44.397	23.714	1:45.156	83.30	5.844	11:22:02.104
2 -	31.231	44.455	23.912	1:39.598	87.95	0.286	11:23:41.702
3 -	31.515	44.277	23.685	1:39.477 (3)	88.05	0.165	11:25:21.179
4 -	31.442	44.283	24.011	1:39.736	87.83	0.424	11:27:00.915
5 -	31.334	44.025	23.953	1:39.312 (1)	88.20		11:28:40.227
6 -	31.325	44.998	23.993	1:40.316	87.32	1.004	11:30:20.543
7 -	31.157	44.317	23.942	1:39.416 (2)	88.11	0.104	11:31:59.959

P5 232		Matt WETHERELL		Suzuki SV650 - MSG Racing/Lamonde.com/FWR Tyres			
IDEAL LAP TIME : 1:38.824		BEST LAP TIME : 1:38.852		DIFFERENCE : 0.028			
LAP	SECTOR 1	SECTOR 2	SECTOR 3	LAP TIME	MPH	DIFF	TIME OF DAY
1 -		44.559	23.976	1:45.785	82.80	6.933	11:22:02.733
2 -	31.056	44.434	23.709	1:39.199 (2)	88.30	0.347	11:23:41.932
3 -	31.557	45.526	24.087	1:41.170	86.58	2.318	11:25:23.102
4 -	31.075	44.290	23.851	1:39.216 (3)	88.29	0.364	11:27:02.318
5 -	30.993	44.158	23.701	1:38.852 (1)	88.61		11:28:41.170
6 -	31.183	44.390	24.109	1:39.682	87.87	0.830	11:30:20.852
7 -	31.034	44.130	24.200	1:39.364	88.15	0.512	11:32:00.216

Weather / Track : Sunny / Dry

Brands Hatch GP
Circuit Length = 2.4332 miles
Start: 11:20 Flag 11:31 End: 11:33

BMCRC - MRO Championships 2021 - Rnd 4 @ Brands Hatch GP

MRO Minitwins

RACE 3 - SECTOR ANALYSIS



SECTOR 1 = FL to I1, SECTOR 2 = I1 to I2, SECTOR 3 = I2 to FL, DIFF = Difference To Personal Best Lap, P = Crossed Finish Line in Pit Lane, D = Time Disallowed

P6 96		Dan HARRIS		Suzuki SV650 - HP Racing			
IDEAL LAP TIME : 1:38.888		BEST LAP TIME : 1:39.227		DIFFERENCE : 0.339			
LAP	SECTOR 1	SECTOR 2	SECTOR 3	LAP TIME	MPH	DIFF	TIME OF DAY
1 -		44.364	23.783	1:45.611	82.94	6.384	11:22:02.559
2 -	31.058	44.378	23.799	1:39.235 (2)	88.27	0.008	11:23:41.794
3 -	31.682	44.688	23.664	1:40.034	87.56	0.807	11:25:21.828
4 -	31.278	44.178	23.855	1:39.311 (3)	88.20	0.084	11:27:01.139
5 -	31.346	44.166	23.715	1:39.227 (1)	88.28		11:28:40.366
6 -	31.500	45.146	24.040	1:40.686	87.00	1.459	11:30:21.052
7 -	31.516	44.235	23.954	1:39.705	87.85	0.478	11:32:00.757

P7 19		Kevin LILLEY		Suzuki SV650 - Trafalgar Cleaning Eqpt. / Steve Jordan Motorcy			
IDEAL LAP TIME : 1:40.276		BEST LAP TIME : 1:40.402		DIFFERENCE : 0.126			
LAP	SECTOR 1	SECTOR 2	SECTOR 3	LAP TIME	MPH	DIFF	TIME OF DAY
1 -		45.652	24.348	1:47.711	81.32	7.309	11:22:04.659
2 -	31.937	45.909	24.189	1:42.035	85.85	1.633	11:23:46.694
3 -	31.944	45.817	24.294	1:42.055	85.83	1.653	11:25:28.749
4 -	31.816	45.736	24.545	1:42.097	85.79	1.695	11:27:10.846
5 -	31.471	45.253	24.085	1:40.809 (2)	86.89	0.407	11:28:51.655
6 -	31.597	44.861	23.944	1:40.402 (1)	87.24		11:30:32.057
7 -	31.515	45.389	24.284	1:41.188 (3)	86.56	0.786	11:32:13.245

P8 112		James NAGY		Suzuki SV650 - Steelmate			
IDEAL LAP TIME : 1:40.275		BEST LAP TIME : 1:40.482		DIFFERENCE : 0.207			
LAP	SECTOR 1	SECTOR 2	SECTOR 3	LAP TIME	MPH	DIFF	TIME OF DAY
1 -		45.871	24.315	1:50.579	79.21	10.097	11:22:07.527
2 -	32.132	45.784	24.379	1:42.295	85.63	1.813	11:23:49.822
3 -	31.823	44.996	23.907	1:40.726 (3)	86.96	0.244	11:25:30.548
4 -	31.652	45.092	24.130	1:40.874	86.83	0.392	11:27:11.422
5 -	32.148	45.005	24.115	1:41.268	86.50	0.786	11:28:52.690
6 -	31.753	44.903	23.866	1:40.522 (2)	87.14	0.040	11:30:33.212
7 -	31.528	44.881	24.073	1:40.482 (1)	87.17		11:32:13.694

P9 710		Craig HENSTOCK		Suzuki SV650 - Alheavy Ltd / Kronos Threat Management			
IDEAL LAP TIME : 1:40.493		BEST LAP TIME : 1:40.556		DIFFERENCE : 0.063			
LAP	SECTOR 1	SECTOR 2	SECTOR 3	LAP TIME	MPH	DIFF	TIME OF DAY
1 -		46.154	24.194	1:48.679	80.60	8.123	11:22:05.627
2 -	31.724	45.655	24.430	1:41.809	86.04	1.253	11:23:47.436
3 -	31.716	45.540	24.226	1:41.482 (3)	86.31	0.926	11:25:28.918
4 -	31.307	45.806	24.407	1:41.520	86.28	0.964	11:27:10.438
5 -	31.409	45.229	24.257	1:40.895 (2)	86.82	0.339	11:28:51.333
6 -	31.370	45.120	24.066	1:40.556 (1)	87.11		11:30:31.889
7 -	31.343	45.758	24.785	1:41.886	85.97	1.330	11:32:13.775

P10 66		Mitch DUCRAN		Suzuki SV650 - JP Haulage			
IDEAL LAP TIME : 1:40.874		BEST LAP TIME : 1:41.529		DIFFERENCE : 0.655			
LAP	SECTOR 1	SECTOR 2	SECTOR 3	LAP TIME	MPH	DIFF	TIME OF DAY
1 -		45.612	24.393	1:48.215	80.94	6.686	11:22:05.163
2 -	31.565	46.086	24.079	1:41.730	86.10	0.201	11:23:46.893
3 -	32.350	45.441	24.318	1:42.109	85.78	0.580	11:25:29.002
4 -	32.125	45.481	24.338	1:41.944	85.92	0.415	11:27:10.946
5 -	32.238	45.230	24.137	1:41.605 (2)	86.21	0.076	11:28:52.551
6 -	31.727	45.596	24.206	1:41.529 (1)	86.27		11:30:34.080
7 -	31.881	45.660	24.147	1:41.688 (3)	86.14	0.159	11:32:15.768

Weather / Track : Sunny / Dry

Brands Hatch GP
Circuit Length = 2.4332 miles
Start: 11:20 Flag 11:31 End: 11:33

BMCRC - MRO Championships 2021 - Rnd 4 @ Brands Hatch GP

MRO Minitwins

RACE 3 - SECTOR ANALYSIS



SECTOR 1 = FL to I1, SECTOR 2 = I1 to I2, SECTOR 3 = I2 to FL, DIFF = Difference To Personal Best Lap, P = Crossed Finish Line in Pit Lane, D = Time Disallowed

P11 5		Barry MANTELL		Suzuki SV650 S - Swedish car connection			
IDEAL LAP TIME : 1:41.454		BEST LAP TIME : 1:41.815		DIFFERENCE : 0.361			
LAP	SECTOR 1	SECTOR 2	SECTOR 3	LAP TIME	MPH	DIFF	TIME OF DAY
1 -		45.976	24.202	1:48.899	80.43	7.084	11:22:05.847
2 -	31.968	45.489	24.358	1:41.815 (1)	86.03		11:23:47.662
3 -	31.964	45.564	24.573	1:42.101	85.79	0.286	11:25:29.763
4 -	32.013	45.288	24.673	1:41.974 (2)	85.90	0.159	11:27:11.737
5 -	32.114	45.507	24.389	1:42.010 (3)	85.87	0.195	11:28:53.747
6 -	32.678	45.768	24.381	1:42.827	85.19	1.012	11:30:36.574
7 -	32.000	47.244	24.864	1:44.108	84.14	2.293	11:32:20.682

P12 58		James SHEEHAN		Suzuki SV650 - Sheehan Racing			
IDEAL LAP TIME : 1:43.288		BEST LAP TIME : 1:43.663		DIFFERENCE : 0.375			
LAP	SECTOR 1	SECTOR 2	SECTOR 3	LAP TIME	MPH	DIFF	TIME OF DAY
1 -		45.913	24.640	1:49.644	79.89	5.981	11:22:06.592
2 -	32.790	46.558	24.654	1:44.002	84.22	0.339	11:23:50.594
3 -	32.866	46.231	24.732	1:43.829	84.36	0.166	11:25:34.423
4 -	32.735	46.223	24.705	1:43.663 (1)	84.50		11:27:18.086
5 -	33.019	46.026	24.752	1:43.797 (2)	84.39	0.134	11:29:01.883
6 -	32.823	46.021	24.962	1:43.806 (3)	84.38	0.143	11:30:45.689
7 -	32.880	46.548	25.490	1:44.918	83.49	1.255	11:32:30.607

P13 16		Martin COOPER		Suzuki SV650 -			
IDEAL LAP TIME : 1:41.515		BEST LAP TIME : 1:41.907		DIFFERENCE : 0.392			
LAP	SECTOR 1	SECTOR 2	SECTOR 3	LAP TIME	MPH	DIFF	TIME OF DAY
1 -		45.675	24.259	1:48.292	80.89	6.385	11:22:05.240
2 -	31.930	45.754	24.303	1:41.987 (2)	85.89	0.080	11:23:47.227
3 -	32.245	45.536	24.334	1:42.115 (3)	85.78	0.208	11:25:29.342
4 -	32.101	45.444	24.362	1:41.907 (1)	85.95		11:27:11.249
5 -	32.273	45.599	24.442	1:42.314	85.61	0.407	11:28:53.563
6 -	32.425	45.326	24.463	1:42.214	85.70	0.307	11:30:35.777
7 -	32.071	58.770	24.587	1:55.428	75.89	13.521	11:32:31.205

P14 81		Malvern MAY		Suzuki SV650 -			
IDEAL LAP TIME : 1:43.191		BEST LAP TIME : 1:43.374		DIFFERENCE : 0.183			
LAP	SECTOR 1	SECTOR 2	SECTOR 3	LAP TIME	MPH	DIFF	TIME OF DAY
1 -		46.373	24.680	1:50.275	79.43	6.901	11:22:07.223
2 -	32.584	46.573	24.770	1:43.927 (3)	84.28	0.553	11:23:51.150
3 -	32.464	46.719	25.036	1:44.219	84.05	0.845	11:25:35.369
4 -	32.420	46.358	24.596	1:43.374 (1)	84.73		11:27:18.743
5 -	32.544	46.642	25.029	1:44.215	84.05	0.841	11:29:02.958
6 -	32.284	46.592	24.803	1:43.679 (2)	84.49	0.305	11:30:46.637
7 -	32.237	46.454	25.984	1:44.675	83.68	1.301	11:32:31.312

P15 48		Shaun WALLIS		Suzuki SV - MBC Despatch Racing			
IDEAL LAP TIME : 1:44.442		BEST LAP TIME : 1:44.442		DIFFERENCE : 0.000			
LAP	SECTOR 1	SECTOR 2	SECTOR 3	LAP TIME	MPH	DIFF	TIME OF DAY
1 -		46.797	25.049	1:51.547	78.53	7.105	11:22:08.495
2 -	32.870	46.608	24.964	1:44.442 (1)	83.87		11:23:52.937
3 -	33.009	46.778	25.117	1:44.904 (2)	83.50	0.462	11:25:37.841
4 -	33.306	47.113	25.711	1:46.130	82.53	1.688	11:27:23.971
5 -	33.100	47.489	26.110	1:46.699	82.09	2.257	11:29:10.670
6 -	33.453	47.696	25.436	1:46.585	82.18	2.143	11:30:57.255
7 -	33.100	47.447	25.484	1:46.031 (3)	82.61	1.589	11:32:43.286

Weather / Track : Sunny / Dry

Brands Hatch GP
 Circuit Length = 2.4332 miles
 Start: 11:20 Flag 11:31 End: 11:33

BMCRC - MRO Championships 2021 - Rnd 4 @ Brands Hatch GP

MRO Minitwins

RACE 3 - SECTOR ANALYSIS



SECTOR 1 = FL to I1, SECTOR 2 = I1 to I2, SECTOR 3 = I2 to FL, DIFF = Difference To Personal Best Lap, P = Crossed Finish Line in Pit Lane, D = Time Disallowed

P16 99		Lee ELLIS		Suzuki SV650 -			
IDEAL LAP TIME : 1:43.310		BEST LAP TIME : 1:43.322		DIFFERENCE : 0.012			
LAP	SECTOR 1	SECTOR 2	SECTOR 3	LAP TIME	MPH	DIFF	TIME OF DAY
1 -		48.010	25.014	1:56.060	75.47	12.738	11:22:13.008
2 -	34.544	47.513	25.214	1:47.271	81.66	3.949	11:24:00.279
3 -	34.356	47.847	25.094	1:47.297	81.64	3.975	11:25:47.576
4 -	33.140	46.677	24.871	1:44.688	83.67	1.366	11:27:32.264
5 -	33.088	46.383	25.023	1:44.494 (3)	83.83	1.172	11:29:16.758
6 -	32.877	46.404	24.636	1:43.917 (2)	84.29	0.595	11:31:00.675
7 -	32.723	45.951	24.648	1:43.322 (1)	84.78		11:32:43.997

P17 47		Tristan BOHANAN		Suzuki SV650 - Myself			
IDEAL LAP TIME : 1:45.667		BEST LAP TIME : 1:45.877		DIFFERENCE : 0.210			
LAP	SECTOR 1	SECTOR 2	SECTOR 3	LAP TIME	MPH	DIFF	TIME OF DAY
1 -		47.297	25.187	1:52.575	77.81	6.698	11:22:09.523
2 -	33.237	47.329	25.371	1:45.937 (2)	82.68	0.060	11:23:55.460
3 -	33.323	48.212	25.265	1:46.800	82.02	0.923	11:25:42.260
4 -	33.401	48.164	26.211	1:47.776	81.27	1.899	11:27:30.036
5 -	33.408	48.359	25.678	1:47.445	81.52	1.568	11:29:17.481
6 -	33.183	47.467	25.227	1:45.877 (1)	82.73		11:31:03.358
7 -	33.320	47.771	25.614	1:46.705 (3)	82.09	0.828	11:32:50.063

P18 40		Simon WILKINSON		Suzuki SV650 - S P Wilkinson Engineering Ltd			
IDEAL LAP TIME : 1:44.985		BEST LAP TIME : 1:45.341		DIFFERENCE : 0.356			
LAP	SECTOR 1	SECTOR 2	SECTOR 3	LAP TIME	MPH	DIFF	TIME OF DAY
1 -		48.094	25.188	1:55.798	75.64	10.457	11:22:12.746
2 -	34.498	48.973	25.616	1:49.087	80.30	3.746	11:24:01.833
3 -	33.582	47.425	25.198	1:46.205 (3)	82.48	0.864	11:25:48.038
4 -	33.655	47.332	25.332	1:46.319	82.39	0.978	11:27:34.357
5 -	33.066	47.746	25.499	1:46.311	82.39	0.970	11:29:20.668
6 -	33.229	47.750	25.009	1:45.988 (2)	82.64	0.647	11:31:06.656
7 -	33.316	46.910	25.115	1:45.341 (1)	83.15		11:32:51.997

P19 455		Tyler DONOVAN		Suzuki SV650 -			
IDEAL LAP TIME : 1:45.123		BEST LAP TIME : 1:45.490		DIFFERENCE : 0.367			
LAP	SECTOR 1	SECTOR 2	SECTOR 3	LAP TIME	MPH	DIFF	TIME OF DAY
1 -		48.432	25.273	1:55.592	75.78	10.102	11:22:12.540
2 -	34.098	47.977	25.324	1:47.399	81.56	1.909	11:23:59.939
3 -	33.667	48.275	25.812	1:47.754	81.29	2.264	11:25:47.693
4 -	33.319	47.178	25.156	1:45.653 (2)	82.91	0.163	11:27:33.346
5 -	33.368	47.997	25.320	1:46.685	82.10	1.195	11:29:20.031
6 -	33.466	47.873	25.224	1:46.563 (3)	82.20	1.073	11:31:06.594
7 -	33.686	46.986	24.818	1:45.490 (1)	83.03		11:32:52.084

P20 84		Ricardo BRANCO		Suzuki SV650 - IMP Racing			
IDEAL LAP TIME : 1:46.559		BEST LAP TIME : 1:46.664		DIFFERENCE : 0.105			
LAP	SECTOR 1	SECTOR 2	SECTOR 3	LAP TIME	MPH	DIFF	TIME OF DAY
1 -		47.994	25.419	1:54.834	76.28	8.170	11:22:11.782
2 -	33.753	48.306	25.583	1:47.642	81.37	0.978	11:23:59.424
3 -	34.382	48.330	25.744	1:48.456	80.76	1.792	11:25:47.880
4 -	33.944	47.911	25.657	1:47.512	81.47	0.848	11:27:35.392
5 -	33.638	47.897	25.129	1:46.664 (1)	82.12		11:29:22.056
6 -	33.728	47.884	25.343	1:46.955 (2)	81.90	0.291	11:31:09.011
7 -	33.785	47.792	25.570	1:47.147 (3)	81.75	0.483	11:32:56.158

Weather / Track : Sunny / Dry

Brands Hatch GP
Circuit Length = 2.4332 miles
Start: 11:20 Flag 11:31 End: 11:33

BMCRC - MRO Championships 2021 - Rnd 4 @ Brands Hatch GP

MRO Minitwins

RACE 3 - SECTOR ANALYSIS



SECTOR 1 = FL to I1, SECTOR 2 = I1 to I2, SECTOR 3 = I2 to FL, DIFF = Difference To Personal Best Lap, P = Crossed Finish Line in Pit Lane, D = Time Disallowed

P21 44		Tony PARKER		Suzuki SV650 - Emerald Elevators/PriceLess Copiers			
IDEAL LAP TIME : 1:46.175		BEST LAP TIME : 1:46.175		DIFFERENCE : 0.000			
LAP	SECTOR 1	SECTOR 2	SECTOR 3	LAP TIME	MPH	DIFF	TIME OF DAY
1 -		48.705	25.693	1:57.177	74.75	11.002	11:22:14.125
2 -	34.320	48.782	25.581	1:48.683	80.59	2.508	11:24:02.808
3 -	34.016	49.044	26.303	1:49.363	80.09	3.188	11:25:52.171
4 -	34.271	48.180	25.471	1:47.922	81.16	1.747	11:27:40.093
5 -	33.626	48.021	25.914	1:47.561 (3)	81.44	1.386	11:29:27.654
6 -	33.138	48.536	25.487	1:47.161 (2)	81.74	0.986	11:31:14.815
7 -	33.067	47.677	25.431	1:46.175 (1)	82.50		11:33:00.990

P22 144		Nick CRONIN		Suzuki SV650 -			
IDEAL LAP TIME : 1:45.986		BEST LAP TIME : 1:45.986		DIFFERENCE : 0.000			
LAP	SECTOR 1	SECTOR 2	SECTOR 3	LAP TIME	MPH	DIFF	TIME OF DAY
1 -		49.135	25.528	1:56.406	75.25	10.420	11:22:13.354
2 -	34.918	48.710	25.500	1:49.128	80.27	3.142	11:24:02.482
3 -	34.004	49.637	26.368	1:50.009	79.62	4.023	11:25:52.491
4 -	34.141	48.368	25.670	1:48.179	80.97	2.193	11:27:40.670
5 -	33.495	48.272	25.683	1:47.450 (3)	81.52	1.464	11:29:28.120
6 -	33.479	48.182	25.458	1:47.119 (2)	81.77	1.133	11:31:15.239
7 -	33.176	47.485	25.325	1:45.986 (1)	82.65		11:33:01.225

P23 62		James KING		Suzuki SV650 - King and Drury construction			
IDEAL LAP TIME : 1:46.337		BEST LAP TIME : 1:46.398		DIFFERENCE : 0.061			
LAP	SECTOR 1	SECTOR 2	SECTOR 3	LAP TIME	MPH	DIFF	TIME OF DAY
1 -		48.990	25.462	1:57.266	74.70	10.868	11:22:14.214
2 -	34.580	49.174	25.369	1:49.123	80.27	2.725	11:24:03.337
3 -	34.121	49.015	26.875	1:50.011	79.62	3.613	11:25:53.348
4 -	33.571	48.502	25.585	1:47.658	81.36	1.260	11:27:41.006
5 -	33.499	48.308	25.330	1:47.137 (2)	81.76	0.739	11:29:28.143
6 -	33.802	48.273	25.218	1:47.293 (3)	81.64	0.895	11:31:15.436
7 -	33.560	47.685	25.153	1:46.398 (1)	82.33		11:33:01.834

P24 561		David LESLIE		Suzuki SV650 -			
IDEAL LAP TIME : 1:46.133		BEST LAP TIME : 1:46.133		DIFFERENCE : 0.000			
LAP	SECTOR 1	SECTOR 2	SECTOR 3	LAP TIME	MPH	DIFF	TIME OF DAY
1 -		48.819	25.370	1:57.383	74.62	11.250	11:22:14.331
2 -	34.321	48.978	24.969	1:48.268	80.90	2.135	11:24:02.599
3 -	34.455	49.358	27.845	1:51.658	78.45	5.525	11:25:54.257
4 -	34.400	48.133	25.119	1:47.652	81.37	1.519	11:27:41.909
5 -	33.658	48.344	25.046	1:47.048 (3)	81.83	0.915	11:29:28.957
6 -	33.764	48.164	24.914	1:46.842 (2)	81.98	0.709	11:31:15.799
7 -	33.584	47.694	24.855	1:46.133 (1)	82.53		11:33:01.932

P25 23		Claire BECKETT		Suzuki SV650 - P Sheils & Sons			
IDEAL LAP TIME : 1:46.613		BEST LAP TIME : 1:46.846		DIFFERENCE : 0.233			
LAP	SECTOR 1	SECTOR 2	SECTOR 3	LAP TIME	MPH	DIFF	TIME OF DAY
1 -		48.682	25.569	1:55.426	75.89	8.580	11:22:12.374
2 -	35.466	48.893	25.516	1:49.875	79.72	3.029	11:24:02.249
3 -	35.497	49.098	27.172	1:51.767	78.37	4.921	11:25:54.016
4 -	34.416	48.050	25.230	1:47.696	81.33	0.850	11:27:41.712
5 -	33.789	48.149	25.149	1:47.087 (3)	81.80	0.241	11:29:28.799
6 -	33.677	48.141	25.028	1:46.846 (1)	81.98		11:31:15.645
7 -	33.953	47.908	25.148	1:47.009 (2)	81.86	0.163	11:33:02.654

Weather / Track : Sunny / Dry

Brands Hatch GP
Circuit Length = 2.4332 miles
Start: 11:20 Flag 11:31 End: 11:33

BMCRC - MRO Championships 2021 - Rnd 4 @ Brands Hatch GP

MRO Minitwins

RACE 3 - SECTOR ANALYSIS



SECTOR 1 = FL to I1, SECTOR 2 = I1 to I2, SECTOR 3 = I2 to FL, DIFF = Difference To Personal Best Lap, P = Crossed Finish Line in Pit Lane, D = Time Disallowed

P26 50		Adam RIDGWELL		Suzuki SV650 - Ridgely Racing			
IDEAL LAP TIME : 1:58.016		BEST LAP TIME : 1:58.016		DIFFERENCE : 0.000			
LAP	SECTOR 1	SECTOR 2	SECTOR 3	LAP TIME	MPH	DIFF	TIME OF DAY
1 -		52.753	27.792	2:06.367	69.32	8.351	11:22:23.315
2 -	38.088	52.393	27.535	1:58.016 (1)	74.22		11:24:21.331
3 -	38.304	53.516	29.108	2:00.928	72.43	2.912	11:26:22.259
4 -	38.430	53.558	28.874	2:00.862 (3)	72.47	2.846	11:28:23.121
5 -	38.902	53.623	28.326	2:00.851 (2)	72.48	2.835	11:30:23.972
6 -	38.832	54.132	28.095	2:01.059	72.36	3.043	11:32:25.031

P27 70		Vanessa GILLAM		Suzuki SV650 - No More Straps Ltd			
IDEAL LAP TIME : 1:58.580		BEST LAP TIME : 1:58.580		DIFFERENCE : 0.000			
LAP	SECTOR 1	SECTOR 2	SECTOR 3	LAP TIME	MPH	DIFF	TIME OF DAY
1 -		54.819	27.733	2:08.878	67.96	10.298	11:22:25.826
2 -	38.103	54.587	27.859	2:00.549	72.66	1.969	11:24:26.375
3 -	38.055	54.325	28.671	2:01.051	72.36	2.471	11:26:27.426
4 -	37.677	54.765	28.018	2:00.460 (3)	72.71	1.880	11:28:27.886
5 -	38.528	54.330	27.542	2:00.400 (2)	72.75	1.820	11:30:28.286
6 -	37.205	54.005	27.370	1:58.580 (1)	73.87		11:32:26.866

P28 34		Andrew JOHNSON		Suzuki SV650 - Rose & Charlie Racing			
IDEAL LAP TIME : 1:48.573		BEST LAP TIME : 1:49.746		DIFFERENCE : 1.173			
LAP	SECTOR 1	SECTOR 2	SECTOR 3	LAP TIME	MPH	DIFF	TIME OF DAY
1 -		48.257	26.221	1:55.242 (2)	76.01	5.496	11:22:12.190
2 -	34.772	49.029	25.945	1:49.746 (1)	79.81		11:24:01.936

P29 159		Benn RIDGWELL		Suzuki SV650 - Ridgely Racing			
IDEAL LAP TIME : 3:01.907		BEST LAP TIME : 1:52.640		DIFFERENCE : -1:09.266			
LAP	SECTOR 1	SECTOR 2	SECTOR 3	LAP TIME	MPH	DIFF	TIME OF DAY
1 -		47.306	25.028	1:52.640 (1)	77.76		11:22:09.588

BMCRC - MRO Championships 2021 - Rnd 4 @ Brands Hatch GP

MRO Minitwins

RACE 3 - BEST SECTORS

SECTOR 1			SECTOR 2			SECTOR 3			IDEAL / BEST COMPARISON						
POS	NO	NAME	TIME	NO	NAME	TIME	NO	NAME	TIME	POS	NO	NAME	IDEAL	BEST	DIFF
												PERFECT LAP	1:37.660		
1	26	DAVIES	30.562	26	DAVIES	43.646	26	DAVIES	23.452	1	26	DAVIES	1:37.660	1:37.660	0.000
2	232	WETHERELL	30.993	661	HARRIS	44.025	78	POVAH	23.568	2	232	WETHERELL	1:38.824	1:38.852	0.028
3	96	HARRIS	31.058	95	REYNOLDS	44.083	96	HARRIS	23.664	3	661	HARRIS	1:38.867	1:39.312	0.445
4	78	POVAH	31.116	232	WETHERELL	44.130	661	HARRIS	23.685	4	96	HARRIS	1:38.888	1:39.227	0.339
5	95	REYNOLDS	31.122	96	HARRIS	44.166	232	WETHERELL	23.701	5	95	REYNOLDS	1:38.920	1:39.189	0.269
6	661	HARRIS	31.157	78	POVAH	44.283	95	REYNOLDS	23.715	6	78	POVAH	1:38.967	1:39.158	0.191
7	710	HENSTOCK	31.307	19	LILLEY	44.861	112	NAGY	23.866	7	112	NAGY	1:40.275	1:40.482	0.207
8	19	LILLEY	31.471	112	NAGY	44.881	19	LILLEY	23.944	8	19	LILLEY	1:40.276	1:40.402	0.126
9	112	NAGY	31.528	710	HENSTOCK	45.120	710	HENSTOCK	24.066	9	710	HENSTOCK	1:40.493	1:40.556	0.063
10	66	DUCRAN	31.565	66	DUCRAN	45.230	66	DUCRAN	24.079	10	66	DUCRAN	1:40.874	1:41.529	0.655
11	16	COOPER	31.930	5	MANTELL	45.288	5	MANTELL	24.202	11	5	MANTELL	1:41.454	1:41.815	0.361
12	5	MANTELL	31.964	16	COOPER	45.326	16	COOPER	24.259	12	16	COOPER	1:41.515	1:41.907	0.392
13	81	MAY	32.237	58	SHEEHAN	45.913	81	MAY	24.596	13	81	MAY	1:43.191	1:43.374	0.183
14	99	ELLIS	32.723	99	ELLIS	45.951	99	ELLIS	24.636	14	58	SHEEHAN	1:43.288	1:43.663	0.375
15	58	SHEEHAN	32.735	81	MAY	46.358	58	SHEEHAN	24.640	15	99	ELLIS	1:43.310	1:43.322	0.012
16	48	WALLIS	32.870	48	WALLIS	46.608	455	DONOVAN	24.818	16	48	WALLIS	1:44.442	1:44.442	0.000
17	40	WILKINSON	33.066	40	WILKINSON	46.910	561	LESLIE	24.855	17	40	WILKINSON	1:44.985	1:45.341	0.356
18	44	PARKER	33.067	455	DONOVAN	46.986	48	WALLIS	24.964	18	455	DONOVAN	1:45.123	1:45.490	0.367
19	144	CRONIN	33.176	47	BOHANAN	47.297	40	WILKINSON	25.009	19	47	BOHANAN	1:45.667	1:45.877	0.210
20	47	BOHANAN	33.183	159	RIDGWELL	47.306	23	BECKETT	25.028	20	144	CRONIN	1:45.986	1:45.986	0.000
21	455	DONOVAN	33.319	144	CRONIN	47.485	159	RIDGWELL	25.028	21	561	LESLIE	1:46.133	1:46.133	0.000
22	62	KING	33.499	44	PARKER	47.677	84	BRANCO	25.129	22	44	PARKER	1:46.175	1:46.175	0.000
23	561	LESLIE	33.584	62	KING	47.685	62	KING	25.153	23	62	KING	1:46.337	1:46.398	0.061
24	84	BRANCO	33.638	561	LESLIE	47.694	47	BOHANAN	25.187	24	84	BRANCO	1:46.559	1:46.664	0.105
25	23	BECKETT	33.677	84	BRANCO	47.792	144	CRONIN	25.325	25	23	BECKETT	1:46.613	1:46.846	0.233
26	34	JOHNSON	34.371	23	BECKETT	47.908	44	PARKER	25.431	26	34	JOHNSON	1:48.573	1:49.746	1.173
27	70	GILLAM	37.205	34	JOHNSON	48.257	34	JOHNSON	25.945	27	50	RIDGWELL	1:58.016	1:58.016	0.000
28	50	RIDGWELL	38.088	50	RIDGWELL	52.393	70	GILLAM	27.370	28	70	GILLAM	1:58.580	1:58.580	0.000
29	159	RIDGWELL	1:49.573	70	GILLAM	54.005	50	RIDGWELL	27.535	29	159	RIDGWELL	3:01.907	1:52.640	1:09.266

Weather / Track : Sunny / Dry

Brands Hatch GP

Circuit Length = 2.4332 miles

Start: 11:20 Flag 11:31 End: 11:33

Results can be found at www.tsl-timing.com

Printed - 11:37 Sunday, 18 July 2021

BMCRC - MRO Championships 2021 - Rnd 4 @ Brands Hatch GP

MRO Minitwins

RACE 3 - STATISTICS

Competitors Started 29
Planned Start 2021-07-18 @ 11:05:00.000
Actual Start 2021-07-18 @ 11:20:16.947
Finish Time 2021-07-18 @ 11:31:50.969
Track Length 2.4332mi.
Total Laps 190
Total Distance Covered 462.3250mi.

Session Fastest Lap History

NO	NAME	LAP TIME	TIME OF DAY	LAP	VEHICLE
26	Glynn DAVIES	1:42.883	11:21:59.860	1	Suzuki SV650
26	Glynn DAVIES	1:37.660	11:23:37.520	2	Suzuki SV650

Session Leader History

NO	NAME	FROM LAP	LAPS LED	DISTANCE	VEHICLE
26	Glynn DAVIES	1	7	17.03 miles	Suzuki SV650

Flag History

TYPE	TIME OF DAY
GREEN	11:20:16.947
FINISH	11:31:50.969

Flag Statistics

TYPE	COUNT	TOTAL LAPS	TOTAL TIME
Green	1	7	12:52.792
Red	0	0	0.000
Safety Car	0	0	0.000
FCY	0	0	0.000

BMCRC - MRO Championships 2021 - Rnd 4 @ Brands Hatch GP



MRO Minitwins

RACE 13 - GRID (7 Laps)

ROW 11	33		32		31	138 Craig JARMIN	
ROW 10	30	6 Daniel GOUGH	29	70 Vanessa GILLAM 1:58.580	28	50 Adam RIDGWELL 1:58.016	
ROW 9		27	159 Benn RIDGWELL 1:52.640	26	34 Andrew JOHNSON 1:49.746	25	23 Claire BECKETT 1:46.846
ROW 8	24	84 Ricardo BRANCO 1:46.664	23	62 James KING 1:46.398	22	44 Tony PARKER 1:46.175	
ROW 7		21	561 David LESLIE 1:46.133	20	144 Nick CRONIN 1:45.986	19	47 Tristan BOHANAN 1:45.877
ROW 6	18	455 Tyler DONOVAN 1:45.490	17	40 Simon WILKINSON 1:45.341	16	48 Shaun WALLIS 1:44.442	
ROW 5		15	58 James SHEEHAN 1:43.663	14	81 Malvern MAY 1:43.374	13	99 Lee ELLIS 1:43.322
ROW 4	12	16 Martin COOPER 1:41.907	11	5 Barry MANTELL 1:41.815	10	66 Mitch DUCRAN 1:41.529	
ROW 3		9	710 Craig HENSTOCK 1:40.556	8	112 James NAGY 1:40.482	7	19 Kevin LILLEY 1:40.402
ROW 2	6	661 Cameron HARRIS 1:39.312	5	96 Dan HARRIS 1:39.227	4	95 John REYNOLDS 1:39.189	
ROW 1		3	78 Keith POVAH 1:39.158	2	232 Matt WETHERELL 1:38.852	1	26 Glynn DAVIES 1:37.660 Pole

Brands Hatch GP

Circuit Length = 2.4332 miles

These results are provisional until the conclusion of any judicial and technical matters.

Clerk Of Course :	Stewards :	Timekeeper : Craig Smith
-------------------	------------	--------------------------

Results can be found at www.tsl-timing.com

Printed - 11:37 Sunday, 18 July 2021



BMCRC - MRO Championships 2021 - Rnd 4 @ Brands Hatch GP



MRO Minitwins

RACE 13 - CLASSIFICATION

POS	NO	NAME	ENTRY	LAPS	TIME	GAP	DIFF	MPH	BEST	ON
1	26	Glynn DAVIES	Suzuki SV650 -	6	9:58.413			87.83	1:38.551	3
2	78	Keith POVAH	Suzuki SV650 - Instagram @crap.sack give us a foll	6	10:08.502	10.089	10.089	86.37	1:40.410	2
3	95	John REYNOLDS	Suzuki SV650 - Fins Motorcycles	6	10:08.579	10.166	0.077	86.36	1:40.466	4
4	96	Dan HARRIS	Suzuki SV650 - HP Racing	6	10:10.005	11.592	1.426	86.16	1:39.697	5
5	112	James NAGY	Suzuki SV650 - Steelmate	6	10:11.226	12.813	1.221	85.98	1:40.038	3
6	19	Kevin LILLEY	Suzuki SV650 - Trafalgar Cleaning Eqpt. / Steve Jorr	6	10:14.575	16.162	3.349	85.52	1:40.916	3
7	710	Craig HENSTOCK	Suzuki SV650 - Alheavy Ltd / Kronos Threat Manage	6	10:14.587	16.174	0.012	85.51	1:40.207	3
8	5	Barry MANTELL	Suzuki SV650 S - Swedish car connection	6	10:19.514	21.101	4.927	84.83	1:40.754	3
9	16	Martin COOPER	Suzuki SV650 -	6	10:20.457	22.044	0.943	84.71	1:42.032	3
10	99	Lee ELLIS	Suzuki SV650 -	6	10:37.010	38.597	16.553	82.50	1:44.180	4
11	58	James SHEEHAN	Suzuki SV650 - Sheehan Racing	6	10:37.107	38.694	0.097	82.49	1:44.709	3
12	81	Malvern MAY	Suzuki SV650 -	6	10:37.474	39.061	0.367	82.44	1:44.795	3
13	48	Shaun WALLIS	Suzuki SV - MBC Despatch Racing	6	10:46.879	48.466	9.405	81.25	1:46.331	6
14	47	Tristan BOHANAN	Suzuki SV650 - Myself	6	10:48.628	50.215	1.749	81.03	1:45.002	6
15	40	Simon WILKINSON	Suzuki SV650 - S P Wilkinson Engineering Ltd	6	10:48.855	50.442	0.227	81.00	1:45.387	6
16	561	David LESLIE	Suzuki SV650 -	6	10:49.132	50.719	0.277	80.96	1:45.387	6
17	34	Andrew JOHNSON	Suzuki SV650 - Rose & Charlie Racing	6	10:50.885	52.472	1.753	80.75	1:46.214	2
18	84	Ricardo BRANCO	Suzuki SV650 - IMP Racing	6	10:55.284	56.871	4.399	80.20	1:47.208	6
19	23	Claire BECKETT	Suzuki SV650 - P Sheils & Sons	6	10:55.633	57.220	0.349	80.16	1:45.935	6
20	159	Benn RIDGWELL	Suzuki SV650 - Ridgey Racing	6	10:59.829	1:01.416	4.196	79.65	1:47.992	5
21	44	Tony PARKER	Suzuki SV650 - Emerald Elevators/PriceLess Copier.	6	11:00.361	1:01.948	0.532	79.59	1:47.303	5
22	138	Craig JARMIN	Suzuki SV650 - BK Racing	6	11:46.112	1:47.699	45.751	74.43	1:54.432	2
23	70	Vanessa GILLAM	Suzuki SV650 - No More Straps Ltd	5	10:24.941	1 Lap	1 Lap	70.08	2:01.628	5
24	50	Adam RIDGWELL	Suzuki SV650 - Ridgey Racing	5	10:26.256	1 Lap	1.315	69.93	2:02.411	5

NOT CLASSIFIED

DNF	66	Mitch DUCRAN	Suzuki SV650 - JP Haulage	5	8:31.012	1 Lap		85.71	1:40.525	3
DNF	144	Nick CRONIN	Suzuki SV650 -	3	5:36.145	3 Laps	2 Laps	78.17	1:49.017	2
DNF	232	Matt WETHERELL	Suzuki SV650 - MSG Racing/Lamonde.com/FWR Ty	0						
DNF	661	Cameron HARRIS	Suzuki SV650 - HARRIS PERFORMANCE	0						

FASTEST LAP

26	Glynn DAVIES	Suzuki SV650 -	3	1:38.551	88.88 mph	143.04 kph
----	--------------	----------------	---	----------	-----------	------------

92.5% of Race Speed = 81.24 mph

Weather / Track : Sunny / Dry

Brands Hatch GP: 2.4332 miles
Race Distance: 6 Laps / 14.59 miles
Start: 15:47 Flag 15:57 End: 15:59

Results can be found at www.tsl-timing.com

Printed - 16:00 Sunday, 18 July 2021



BMCRC - MRO Championships 2021 - Rnd 4 @ Brands Hatch GP

MRO Minitwins

RACE 13 - LAP CHART

LAP 1 @ 15:49:28.412

NO	BEHIND	LAP TIME
26		1:43.074
95	1.807	1:44.881
78	2.513	1:45.587
96	4.329	1:47.403
112	4.831	1:47.905
19	4.975	1:48.049
66	5.298	1:48.372
710	5.331	1:48.405
16	5.581	1:48.655
5	6.027	1:49.101
99	8.158	1:51.232
81	8.548	1:51.622
58	8.618	1:51.692
48	10.550	1:53.624
40	12.019	1:55.093
47	12.187	1:55.261
561	13.968	1:57.042
23	14.061	1:57.135
34	14.161	1:57.235
44	14.192	1:57.266
84	14.317	1:57.391
159	14.581	1:57.655
144	14.990	1:58.064
138	18.403	2:01.477
70	27.897	2:10.971
50	28.712	2:11.786

LAP 2 @ 15:51:07.134

NO	BEHIND	LAP TIME
26		1:38.722
95	4.126	1:41.041
78	4.201	1:40.410
96	6.852	1:41.245
112	7.402	1:41.293
66	7.486	1:40.910
19	7.496	1:41.243
710	8.549	1:41.940
5	8.953	1:41.648
16	8.990	1:42.131
99	14.638	1:45.202
58	14.721	1:44.825
81	15.054	1:45.228
48	18.219	1:46.391
40	20.181	1:46.884
47	20.511	1:47.046
34	21.653	1:46.214
561	21.918	1:46.672
84	23.224	1:47.629
44	24.732	1:49.262
159	24.881	1:49.022
23	25.084	1:49.745
144	25.285	1:49.017
138	34.113	1:54.432
70	53.024	2:03.849
50	53.425	2:03.435

LAP 3 @ 15:52:45.685

NO	BEHIND	LAP TIME
26		1:38.551
95	6.103	1:40.528
78	6.212	1:40.562

96	8.555	1:40.254
112	8.889	1:40.038
66	9.460	1:40.525
19	9.861	1:40.916
710	10.205	1:40.207
5	11.156	1:40.754
16	12.471	1:42.032
58	20.879	1:44.709
81	21.298	1:44.795
99	22.273	1:46.186
48	26.327	1:46.659
40	29.087	1:47.457
34	29.333	1:46.231
47	29.554	1:47.594
561	29.703	1:46.336
84	32.414	1:47.741
159	34.537	1:48.207
23	34.954	1:48.421
44	35.517	1:49.336
144	35.798	1:49.064
138	50.666	1:55.104
70	1:18.782	2:04.309
50	1:19.041	2:04.167

LAP 4 @ 15:54:24.636

NO	BEHIND	LAP TIME
26		1:38.951
95	7.618	1:40.466
78	7.708	1:40.447
112	10.729	1:40.791
96	10.777	1:41.173
66	11.175	1:40.666
19	11.996	1:41.086
710	12.153	1:40.899
5	14.041	1:41.836
16	16.102	1:42.582
58	26.770	1:44.842
81	27.357	1:45.010
99	27.502	1:44.180
48	34.448	1:47.072
40	37.284	1:47.148
34	37.563	1:47.181
47	37.776	1:47.173
561	37.948	1:47.196
84	41.227	1:47.764
159	44.275	1:48.689
23	44.359	1:48.356
44	45.153	1:48.587
138	1:07.532	1:55.817

LAP 5 @ 15:56:03.882

NO	BEHIND	LAP TIME
26		1:39.246
70	1 Lap	2:04.184
50	1 Lap	2:04.457
95	9.078	1:40.706
78	9.208	1:40.746
96	11.228	1:39.697
112	11.783	1:40.300
66	12.468	1:40.539
19	13.973	1:41.223
710	14.947	1:42.040
5	17.702	1:42.907
16	19.210	1:42.354

58	33.199	1:45.675
99	33.241	1:44.985
81	33.663	1:45.552
48	42.004	1:46.802
40	44.924	1:46.886
47	45.082	1:46.552
561	45.201	1:46.499
34	45.810	1:47.493
84	49.532	1:47.551
23	51.154	1:46.041
159	53.021	1:47.992
44	53.210	1:47.303
138	1:25.189	1:56.903

LAP 6 @ 15:57:43.751

NO	BEHIND	LAP TIME
26		1:39.869
78	10.089	1:40.750
95	10.166	1:40.957
96	11.592	1:40.233
112	12.813	1:40.899
19	16.162	1:42.058
710	16.174	1:41.096
5	21.101	1:43.268
16	22.044	1:42.703
70	1 Lap	2:01.628
50	1 Lap	2:02.411
99	38.597	1:45.225
58	38.694	1:45.364
81	39.061	1:45.267
48	48.466	1:46.331
47	50.215	1:45.002
40	50.442	1:45.387
561	50.719	1:45.387
34	52.472	1:46.531
84	56.871	1:47.208
23	57.220	1:45.935
159	1:01.416	1:48.264
44	1:01.948	1:48.607
138	1:47.699	2:02.379

Weather / Track : Sunny / Dry

Results can be found at www.tsl-timing.com

Brands Hatch GP
Circuit Length = 2.4332 miles
Start: 15:47 Flag 15:57 End: 15:59

Printed - 16:00 Sunday, 18 July 2021

BMCRC - MRO Championships 2021 - Rnd 4 @ Brands Hatch GP

MRO Minitwins

RACE 13 - SECTOR ANALYSIS



SECTOR 1 = FL to I1, SECTOR 2 = I1 to I2, SECTOR 3 = I2 to FL, DIFF = Difference To Personal Best Lap, P = Crossed Finish Line in Pit Lane, D = Time Disallowed

P1 26		Glynn DAVIES		Suzuki SV650 -			
IDEAL LAP TIME : 1:38.252		BEST LAP TIME : 1:38.551		DIFFERENCE : 0.299			
LAP	SECTOR 1	SECTOR 2	SECTOR 3	LAP TIME	MPH	DIFF	TIME OF DAY
1 -		44.233	23.754	1:43.074	84.98	4.523	15:49:28.412
2 -	30.749	44.232	23.741	1:38.722 (2)	88.73	0.171	15:51:07.134
3 -	30.905	43.871	23.775	1:38.551 (1)	88.88		15:52:45.685
4 -	30.900	44.419	23.632	1:38.951 (3)	88.52	0.400	15:54:24.636
5 -	30.990	44.374	23.882	1:39.246	88.26	0.695	15:56:03.882
6 -	31.325	44.724	23.820	1:39.869	87.71	1.318	15:57:43.751

P2 78		Keith POVAH		Suzuki SV650 - Instagram @crap.sack give us a follow!			
IDEAL LAP TIME : 1:39.837		BEST LAP TIME : 1:40.410		DIFFERENCE : 0.573			
LAP	SECTOR 1	SECTOR 2	SECTOR 3	LAP TIME	MPH	DIFF	TIME OF DAY
1 -		44.831	23.832	1:45.587	82.96	5.177	15:49:30.925
2 -	31.249	45.031	24.130	1:40.410 (1)	87.24		15:51:11.335
3 -	31.825	44.838	23.899	1:40.562 (3)	87.10	0.152	15:52:51.897
4 -	31.673	44.840	23.934	1:40.447 (2)	87.20	0.037	15:54:32.344
5 -	31.916	45.014	23.816	1:40.746	86.94	0.336	15:56:13.090
6 -	32.030	44.772	23.948	1:40.750	86.94	0.340	15:57:53.840

P3 95		John REYNOLDS		Suzuki SV650 - Fins Motorcycles			
IDEAL LAP TIME : 1:40.232		BEST LAP TIME : 1:40.466		DIFFERENCE : 0.234			
LAP	SECTOR 1	SECTOR 2	SECTOR 3	LAP TIME	MPH	DIFF	TIME OF DAY
1 -		44.692	24.212	1:44.881	83.52	4.415	15:49:30.219
2 -	31.624	45.069	24.348	1:41.041	86.69	0.575	15:51:11.260
3 -	31.561	44.902	24.065	1:40.528 (2)	87.13	0.062	15:52:51.788
4 -	31.505	44.898	24.063	1:40.466 (1)	87.19		15:54:32.254
5 -	31.641	45.030	24.035	1:40.706 (3)	86.98	0.240	15:56:12.960
6 -	31.830	44.865	24.262	1:40.957	86.76	0.491	15:57:53.917

P4 96		Dan HARRIS		Suzuki SV650 - HP Racing			
IDEAL LAP TIME : 1:39.512		BEST LAP TIME : 1:39.697		DIFFERENCE : 0.185			
LAP	SECTOR 1	SECTOR 2	SECTOR 3	LAP TIME	MPH	DIFF	TIME OF DAY
1 -		44.920	24.241	1:47.403	81.55	7.706	15:49:32.741
2 -	31.857	45.139	24.249	1:41.245	86.52	1.548	15:51:13.986
3 -	31.574	44.628	24.052	1:40.254 (3)	87.37	0.557	15:52:54.240
4 -	31.896	45.481	23.796	1:41.173	86.58	1.476	15:54:35.413
5 -	31.506	44.210	23.981	1:39.697 (1)	87.86		15:56:15.110
6 -	31.796	44.438	23.999	1:40.233 (2)	87.39	0.536	15:57:55.343

P5 112		James NAGY		Suzuki SV650 - Steelmate			
IDEAL LAP TIME : 1:40.038		BEST LAP TIME : 1:40.038		DIFFERENCE : 0.000			
LAP	SECTOR 1	SECTOR 2	SECTOR 3	LAP TIME	MPH	DIFF	TIME OF DAY
1 -		45.574	24.369	1:47.905	81.18	7.867	15:49:33.243
2 -	32.122	45.204	23.967	1:41.293	86.48	1.255	15:51:14.536
3 -	31.558	44.627	23.853	1:40.038 (1)	87.56		15:52:54.574
4 -	31.600	45.280	23.911	1:40.791 (3)	86.91	0.753	15:54:35.365
5 -	31.627	44.739	23.934	1:40.300 (2)	87.33	0.262	15:56:15.665
6 -	32.032	44.828	24.039	1:40.899	86.81	0.861	15:57:56.564

Weather / Track : Sunny / Dry

Brands Hatch GP
Circuit Length = 2.4332 miles
Start: 15:47 Flag 15:57 End: 15:59

BMCRC - MRO Championships 2021 - Rnd 4 @ Brands Hatch GP

MRO Minitwins

RACE 13 - SECTOR ANALYSIS



SECTOR 1 = FL to I1, SECTOR 2 = I1 to I2, SECTOR 3 = I2 to FL, DIFF = Difference To Personal Best Lap, P = Crossed Finish Line in Pit Lane, D = Time Disallowed

P6 19		Kevin LILLEY		Suzuki SV650 - Trafalgar Cleaning Eqpt. / Steve Jordan Motorcy			
IDEAL LAP TIME : 1:40.326		BEST LAP TIME : 1:40.916		DIFFERENCE : 0.590			
LAP	SECTOR 1	SECTOR 2	SECTOR 3	LAP TIME	MPH	DIFF	TIME OF DAY
1 -		45.624	24.212	1:48.049	81.07	7.133	15:49:33.387
2 -	31.739	45.242	24.262	1:41.243	86.52	0.327	15:51:14.630
3 -	31.957	44.870	24.089	1:40.916 (1)	86.80		15:52:55.546
4 -	31.833	45.337	23.916	1:41.086 (2)	86.65	0.170	15:54:36.632
5 -	31.709	45.088	24.426	1:41.223 (3)	86.54	0.307	15:56:17.855
6 -	31.540	46.032	24.486	1:42.058	85.83	1.142	15:57:59.913

P7 710		Craig HENSTOCK		Suzuki SV650 - Alheavy Ltd / Kronos Threat Management			
IDEAL LAP TIME : 1:39.992		BEST LAP TIME : 1:40.207		DIFFERENCE : 0.215			
LAP	SECTOR 1	SECTOR 2	SECTOR 3	LAP TIME	MPH	DIFF	TIME OF DAY
1 -		45.531	24.290	1:48.405	80.80	8.198	15:49:33.743
2 -	32.077	45.479	24.384	1:41.940	85.93	1.733	15:51:15.683
3 -	31.305	44.754	24.148	1:40.207 (1)	87.41		15:52:55.890
4 -	31.579	45.354	23.966	1:40.899 (2)	86.81	0.692	15:54:36.789
5 -	32.677	45.256	24.107	1:42.040	85.84	1.833	15:56:18.829
6 -	31.272	45.325	24.499	1:41.096 (3)	86.64	0.889	15:57:59.925

P8 5		Barry MANTELL		Suzuki SV650 S - Swedish car connection			
IDEAL LAP TIME : 1:40.754		BEST LAP TIME : 1:40.754		DIFFERENCE : 0.000			
LAP	SECTOR 1	SECTOR 2	SECTOR 3	LAP TIME	MPH	DIFF	TIME OF DAY
1 -		45.572	24.239	1:49.101	80.29	8.347	15:49:34.439
2 -	32.025	45.287	24.336	1:41.648 (2)	86.17	0.894	15:51:16.087
3 -	31.603	44.929	24.222	1:40.754 (1)	86.94		15:52:56.841
4 -	31.897	45.458	24.481	1:41.836 (3)	86.01	1.082	15:54:38.677
5 -	32.362	45.969	24.576	1:42.907	85.12	2.153	15:56:21.584
6 -	32.010	46.700	24.558	1:43.268	84.82	2.514	15:58:04.852

P9 16		Martin COOPER		Suzuki SV650 -			
IDEAL LAP TIME : 1:41.415		BEST LAP TIME : 1:42.032		DIFFERENCE : 0.617			
LAP	SECTOR 1	SECTOR 2	SECTOR 3	LAP TIME	MPH	DIFF	TIME OF DAY
1 -		45.523	24.118	1:48.655	80.62	6.623	15:49:33.993
2 -	32.119	45.178	24.834	1:42.131 (2)	85.77	0.099	15:51:16.124
3 -	32.147	45.352	24.533	1:42.032 (1)	85.85		15:52:58.156
4 -	32.566	45.603	24.413	1:42.582	85.39	0.550	15:54:40.738
5 -	32.260	45.633	24.461	1:42.354 (3)	85.58	0.322	15:56:23.092
6 -	32.229	45.951	24.523	1:42.703	85.29	0.671	15:58:05.795

P10 99		Lee ELLIS		Suzuki SV650 -			
IDEAL LAP TIME : 1:44.157		BEST LAP TIME : 1:44.180		DIFFERENCE : 0.023			
LAP	SECTOR 1	SECTOR 2	SECTOR 3	LAP TIME	MPH	DIFF	TIME OF DAY
1 -		46.673	24.883	1:51.232	78.75	7.052	15:49:36.570
2 -	33.203	47.105	24.894	1:45.202 (3)	83.26	1.022	15:51:21.772
3 -	34.025	46.934	25.227	1:46.186	82.49	2.006	15:53:07.958
4 -	32.975	46.565	24.640	1:44.180 (1)	84.08		15:54:52.138
5 -	32.983	46.542	25.460	1:44.985 (2)	83.43	0.805	15:56:37.123
6 -	33.196	46.925	25.104	1:45.225	83.24	1.045	15:58:22.348

BMCRC - MRO Championships 2021 - Rnd 4 @ Brands Hatch GP

MRO Minitwins

RACE 13 - SECTOR ANALYSIS



SECTOR 1 = FL to I1, SECTOR 2 = I1 to I2, SECTOR 3 = I2 to FL, DIFF = Difference To Personal Best Lap, P = Crossed Finish Line in Pit Lane, D = Time Disallowed

P11 58		James SHEEHAN		Suzuki SV650 - Sheehan Racing			
IDEAL LAP TIME : 1:44.077		BEST LAP TIME : 1:44.709		DIFFERENCE : 0.632			
LAP	SECTOR 1	SECTOR 2	SECTOR 3	LAP TIME	MPH	DIFF	TIME OF DAY
1 -		46.585	25.049	1:51.692	78.42	6.983	15:49:37.030
2 -	32.784	47.298	24.743	1:44.825 (2)	83.56	0.116	15:51:21.855
3 -	33.145	46.569	24.995	1:44.709 (1)	83.65		15:53:06.564
4 -	33.293	46.550	24.999	1:44.842 (3)	83.55	0.133	15:54:51.406
5 -	33.324	46.960	25.391	1:45.675	82.89	0.966	15:56:37.081
6 -	33.155	47.007	25.202	1:45.364	83.13	0.655	15:58:22.445

P12 81		Malvern MAY		Suzuki SV650 -			
IDEAL LAP TIME : 1:44.175		BEST LAP TIME : 1:44.795		DIFFERENCE : 0.620			
LAP	SECTOR 1	SECTOR 2	SECTOR 3	LAP TIME	MPH	DIFF	TIME OF DAY
1 -		46.638	25.102	1:51.622	78.47	6.827	15:49:36.960
2 -	33.379	47.083	24.766	1:45.228 (3)	83.24	0.433	15:51:22.188
3 -	33.404	46.534	24.857	1:44.795 (1)	83.59		15:53:06.983
4 -	33.040	46.801	25.169	1:45.010 (2)	83.41	0.215	15:54:51.993
5 -	32.875	47.221	25.456	1:45.552	82.99	0.757	15:56:37.545
6 -	33.105	47.037	25.125	1:45.267	83.21	0.472	15:58:22.812

P13 48		Shaun WALLIS		Suzuki SV - MBC Despatch Racing			
IDEAL LAP TIME : 1:46.026		BEST LAP TIME : 1:46.331		DIFFERENCE : 0.305			
LAP	SECTOR 1	SECTOR 2	SECTOR 3	LAP TIME	MPH	DIFF	TIME OF DAY
1 -		47.584	25.548	1:53.624	77.09	7.293	15:49:38.962
2 -	33.265	47.758	25.368	1:46.391 (2)	82.33	0.060	15:51:25.353
3 -	33.490	47.847	25.322	1:46.659 (3)	82.12	0.328	15:53:12.012
4 -	33.489	48.125	25.458	1:47.072	81.81	0.741	15:54:59.084
5 -	33.530	47.850	25.422	1:46.802	82.01	0.471	15:56:45.886
6 -	33.120	47.745	25.466	1:46.331 (1)	82.38		15:58:32.217

P14 47		Tristan BOHANAN		Suzuki SV650 - Myself			
IDEAL LAP TIME : 1:45.002		BEST LAP TIME : 1:45.002		DIFFERENCE : 0.000			
LAP	SECTOR 1	SECTOR 2	SECTOR 3	LAP TIME	MPH	DIFF	TIME OF DAY
1 -		47.936	25.316	1:55.261	75.99	10.259	15:49:40.599
2 -	33.668	47.870	25.508	1:47.046 (3)	81.83	2.044	15:51:27.645
3 -	33.526	48.272	25.796	1:47.594	81.41	2.592	15:53:15.239
4 -	33.960	47.832	25.381	1:47.173	81.73	2.171	15:55:02.412
5 -	33.469	47.456	25.627	1:46.552 (2)	82.21	1.550	15:56:48.964
6 -	32.883	47.209	24.910	1:45.002 (1)	83.42		15:58:33.966

P15 40		Simon WILKINSON		Suzuki SV650 - S P Wilkinson Engineering Ltd			
IDEAL LAP TIME : 1:45.387		BEST LAP TIME : 1:45.387		DIFFERENCE : 0.000			
LAP	SECTOR 1	SECTOR 2	SECTOR 3	LAP TIME	MPH	DIFF	TIME OF DAY
1 -		48.188	25.442	1:55.093	76.11	9.706	15:49:40.431
2 -	33.652	47.786	25.446	1:46.884 (2)	81.95	1.497	15:51:27.315
3 -	33.538	48.332	25.587	1:47.457	81.51	2.070	15:53:14.772
4 -	33.689	47.798	25.661	1:47.148	81.75	1.761	15:55:01.920
5 -	33.588	47.746	25.552	1:46.886 (3)	81.95	1.499	15:56:48.806
6 -	33.446	47.035	24.906	1:45.387 (1)	83.12		15:58:34.193

Weather / Track : Sunny / Dry

Brands Hatch GP
Circuit Length = 2.4332 miles
Start: 15:47 Flag 15:57 End: 15:59

BMCRC - MRO Championships 2021 - Rnd 4 @ Brands Hatch GP

MRO Minitwins

RACE 13 - SECTOR ANALYSIS



SECTOR 1 = FL to I1, SECTOR 2 = I1 to I2, SECTOR 3 = I2 to FL, DIFF = Difference To Personal Best Lap, P = Crossed Finish Line in Pit Lane, D = Time Disallowed

P16 561		David LESLIE		Suzuki SV650 -			
IDEAL LAP TIME : 1:45.307		BEST LAP TIME : 1:45.387		DIFFERENCE : 0.080			
LAP	SECTOR 1	SECTOR 2	SECTOR 3	LAP TIME	MPH	DIFF	TIME OF DAY
1 -		48.731	25.845	1:57.042	74.84	11.655	15:49:42.380
2 -	33.734	47.710	25.228	1:46.672	82.11	1.285	15:51:29.052
3 -	33.812	47.552	24.972	1:46.336 (2)	82.37	0.949	15:53:15.388
4 -	33.933	47.963	25.300	1:47.196	81.71	1.809	15:55:02.584
5 -	34.176	47.020	25.303	1:46.499 (3)	82.25	1.112	15:56:49.083
6 -	33.445	47.100	24.842	1:45.387 (1)	83.12		15:58:34.470

P17 34		Andrew JOHNSON		Suzuki SV650 - Rose & Charlie Racing			
IDEAL LAP TIME : 1:45.777		BEST LAP TIME : 1:46.214		DIFFERENCE : 0.437			
LAP	SECTOR 1	SECTOR 2	SECTOR 3	LAP TIME	MPH	DIFF	TIME OF DAY
1 -		48.392	25.842	1:57.235	74.71	11.021	15:49:42.573
2 -	33.224	47.463	25.527	1:46.214 (1)	82.47		15:51:28.787
3 -	33.678	47.260	25.293	1:46.231 (2)	82.46	0.017	15:53:15.018
4 -	33.797	47.898	25.486	1:47.181	81.72	0.967	15:55:02.199
5 -	34.568	47.552	25.373	1:47.493	81.49	1.279	15:56:49.692
6 -	33.701	47.537	25.293	1:46.531 (3)	82.22	0.317	15:58:36.223

P18 84		Ricardo BRANCO		Suzuki SV650 - IMP Racing			
IDEAL LAP TIME : 1:46.862		BEST LAP TIME : 1:47.208		DIFFERENCE : 0.346			
LAP	SECTOR 1	SECTOR 2	SECTOR 3	LAP TIME	MPH	DIFF	TIME OF DAY
1 -		48.716	25.735	1:57.391	74.62	10.183	15:49:42.729
2 -	34.529	47.839	25.261	1:47.629 (3)	81.38	0.421	15:51:30.358
3 -	33.762	48.426	25.553	1:47.741	81.30	0.533	15:53:18.099
4 -	34.301	48.036	25.427	1:47.764	81.28	0.556	15:55:05.863
5 -	33.781	48.309	25.461	1:47.551 (2)	81.44	0.343	15:56:53.414
6 -	33.788	48.004	25.416	1:47.208 (1)	81.70		15:58:40.622

P19 23		Claire BECKETT		Suzuki SV650 - P Sheils & Sons			
IDEAL LAP TIME : 1:45.773		BEST LAP TIME : 1:45.935		DIFFERENCE : 0.162			
LAP	SECTOR 1	SECTOR 2	SECTOR 3	LAP TIME	MPH	DIFF	TIME OF DAY
1 -		48.751	26.183	1:57.135	74.78	11.200	15:49:42.473
2 -	34.705	49.380	25.660	1:49.745	79.81	3.810	15:51:32.218
3 -	34.960	48.105	25.356	1:48.421	80.79	2.486	15:53:20.639
4 -	34.599	48.428	25.329	1:48.356 (3)	80.84	2.421	15:55:08.995
5 -	33.745	47.166	25.130	1:46.041 (2)	82.60	0.106	15:56:55.036
6 -	33.797	47.276	24.862	1:45.935 (1)	82.69		15:58:40.971

P20 159		Benn RIDGWELL		Suzuki SV650 - Ridgely Racing			
IDEAL LAP TIME : 1:47.591		BEST LAP TIME : 1:47.992		DIFFERENCE : 0.401			
LAP	SECTOR 1	SECTOR 2	SECTOR 3	LAP TIME	MPH	DIFF	TIME OF DAY
1 -		48.545	25.689	1:57.655	74.45	9.663	15:49:42.993
2 -	34.655	48.501	25.866	1:49.022	80.34	1.030	15:51:32.015
3 -	34.092	48.497	25.618	1:48.207 (2)	80.95	0.215	15:53:20.222
4 -	34.451	48.575	25.663	1:48.689	80.59	0.697	15:55:08.911
5 -	34.327	47.981	25.684	1:47.992 (1)	81.11		15:56:56.903
6 -	34.358	48.388	25.518	1:48.264 (3)	80.91	0.272	15:58:45.167

BMCRC - MRO Championships 2021 - Rnd 4 @ Brands Hatch GP

MRO Minitwins

RACE 13 - SECTOR ANALYSIS



SECTOR 1 = FL to I1, SECTOR 2 = I1 to I2, SECTOR 3 = I2 to FL, DIFF = Difference To Personal Best Lap, P = Crossed Finish Line in Pit Lane, D = Time Disallowed

P21 44		Tony PARKER		Suzuki SV650 - Emerald Elevators/PriceLess Copiers			
IDEAL LAP TIME : 1:47.266		BEST LAP TIME : 1:47.303		DIFFERENCE : 0.037			
LAP	SECTOR 1	SECTOR 2	SECTOR 3	LAP TIME	MPH	DIFF	TIME OF DAY
1 -		48.911	26.436	1:57.266	74.70	9.963	15:49:42.604
2 -	34.181	49.148	25.933	1:49.262	80.17	1.959	15:51:31.866
3 -	34.880	48.809	25.647	1:49.336	80.11	2.033	15:53:21.202
4 -	34.299	48.436	25.852	1:48.587 (2)	80.67	1.284	15:55:09.789
5 -	33.719	48.194	25.390	1:47.303 (1)	81.63		15:56:57.092
6 -	33.682	49.366	25.559	1:48.607 (3)	80.65	1.304	15:58:45.699

P22 138		Craig JARMIN		Suzuki SV650 - BK Racing			
IDEAL LAP TIME : 1:53.543		BEST LAP TIME : 1:54.432		DIFFERENCE : 0.889			
LAP	SECTOR 1	SECTOR 2	SECTOR 3	LAP TIME	MPH	DIFF	TIME OF DAY
1 -		50.590	27.062	2:01.477	72.11	7.045	15:49:46.815
2 -	35.891	51.370	27.171	1:54.432 (1)	76.55		15:51:41.247
3 -	36.585	51.221	27.298	1:55.104 (2)	76.10	0.672	15:53:36.351
4 -	36.872	51.626	27.319	1:55.817 (3)	75.63	1.385	15:55:32.168
5 -	36.847	51.396	28.660	1:56.903	74.93	2.471	15:57:29.071
6 -	36.738	57.574	28.067	2:02.379	71.57	7.947	15:59:31.450

P23 70		Vanessa GILLAM		Suzuki SV650 - No More Straps Ltd			
IDEAL LAP TIME : 2:01.628		BEST LAP TIME : 2:01.628		DIFFERENCE : 0.000			
LAP	SECTOR 1	SECTOR 2	SECTOR 3	LAP TIME	MPH	DIFF	TIME OF DAY
1 -		55.919	28.419	2:10.971	66.88	9.343	15:49:56.309
2 -	38.450	56.578	28.821	2:03.849 (2)	70.73	2.221	15:52:00.158
3 -	38.843	56.527	28.939	2:04.309	70.46	2.681	15:54:04.467
4 -	39.198	56.396	28.590	2:04.184 (3)	70.53	2.556	15:56:08.651
5 -	38.118	55.370	28.140	2:01.628 (1)	72.02		15:58:10.279

P24 50		Adam RIDGWELL		Suzuki SV650 - Ridgely Racing			
IDEAL LAP TIME : 2:02.411		BEST LAP TIME : 2:02.411		DIFFERENCE : 0.000			
LAP	SECTOR 1	SECTOR 2	SECTOR 3	LAP TIME	MPH	DIFF	TIME OF DAY
1 -		55.150	28.470	2:11.786	66.46	9.375	15:49:57.124
2 -	39.238	55.803	28.394	2:03.435 (2)	70.96	1.024	15:52:00.559
3 -	39.705	55.745	28.717	2:04.167 (3)	70.54	1.756	15:54:04.726
4 -	39.845	55.925	28.687	2:04.457	70.38	2.046	15:56:09.183
5 -	39.199	54.906	28.306	2:02.411 (1)	71.56		15:58:11.594

P25 66		Mitch DUCRAN		Suzuki SV650 - JP Haulage			
IDEAL LAP TIME : 1:40.079		BEST LAP TIME : 1:40.525		DIFFERENCE : 0.446			
LAP	SECTOR 1	SECTOR 2	SECTOR 3	LAP TIME	MPH	DIFF	TIME OF DAY
1 -		45.203	24.447	1:48.372	80.83	7.847	15:49:33.710
2 -	31.936	45.117	23.857	1:40.910	86.80	0.385	15:51:14.620
3 -	31.731	44.747	24.047	1:40.525 (1)	87.14		15:52:55.145
4 -	31.507	45.334	23.825	1:40.666 (3)	87.01	0.141	15:54:35.811
5 -	31.684	44.847	24.008	1:40.539 (2)	87.12	0.014	15:56:16.350

P26 144		Nick CRONIN		Suzuki SV650 -			
IDEAL LAP TIME : 1:48.204		BEST LAP TIME : 1:49.017		DIFFERENCE : 0.813			
LAP	SECTOR 1	SECTOR 2	SECTOR 3	LAP TIME	MPH	DIFF	TIME OF DAY
1 -		49.220	26.064	1:58.064 (3)	74.19	9.047	15:49:43.402
2 -	34.501	49.027	25.489	1:49.017 (1)	80.35		15:51:32.419
3 -	34.829	48.563	25.672	1:49.064 (2)	80.31	0.047	15:53:21.483

Weather / Track : Sunny / Dry

Brands Hatch GP
Circuit Length = 2.4332 miles
Start: 15:47 Flag 15:57 End: 15:59

BMCRC - MRO Championships 2021 - Rnd 4 @ Brands Hatch GP

MRO Minitwins

RACE 13 - BEST SECTORS

SECTOR 1			SECTOR 2			SECTOR 3			IDEAL / BEST COMPARISON						
POS	NO	NAME	TIME	NO	NAME	TIME	NO	NAME	TIME	POS	NO	NAME	IDEAL	BEST	DIFF
												PERFECT LAP	1:38.252		
1	26	DAVIES	30.749	26	DAVIES	43.871	26	DAVIES	23.632	1	26	DAVIES	1:38.252	1:38.551	0.299
2	78	POVAH	31.249	96	HARRIS	44.210	96	HARRIS	23.796	2	96	HARRIS	1:39.512	1:39.697	0.185
3	710	HENSTOCK	31.272	112	NAGY	44.627	78	POVAH	23.816	3	78	POVAH	1:39.837	1:40.410	0.573
4	95	REYNOLDS	31.505	95	REYNOLDS	44.692	66	DUCRAN	23.825	4	710	HENSTOCK	1:39.992	1:40.207	0.215
5	96	HARRIS	31.506	66	DUCRAN	44.747	112	NAGY	23.853	5	112	NAGY	1:40.038	1:40.038	0.000
6	66	DUCRAN	31.507	710	HENSTOCK	44.754	19	LILLEY	23.916	6	66	DUCRAN	1:40.079	1:40.525	0.446
7	19	LILLEY	31.540	78	POVAH	44.772	710	HENSTOCK	23.966	7	95	REYNOLDS	1:40.232	1:40.466	0.234
8	112	NAGY	31.558	19	LILLEY	44.870	95	REYNOLDS	24.035	8	19	LILLEY	1:40.326	1:40.916	0.590
9	5	MANTELL	31.603	5	MANTELL	44.929	16	COOPER	24.118	9	5	MANTELL	1:40.754	1:40.754	0.000
10	16	COOPER	32.119	16	COOPER	45.178	5	MANTELL	24.222	10	16	COOPER	1:41.415	1:42.032	0.617
11	58	SHEEHAN	32.784	81	MAY	46.534	99	ELLIS	24.640	11	58	SHEEHAN	1:44.077	1:44.709	0.632
12	81	MAY	32.875	99	ELLIS	46.542	58	SHEEHAN	24.743	12	99	ELLIS	1:44.157	1:44.180	0.023
13	47	BOHANAN	32.883	58	SHEEHAN	46.550	81	MAY	24.766	13	81	MAY	1:44.175	1:44.795	0.620
14	99	ELLIS	32.975	561	LESLIE	47.020	561	LESLIE	24.842	14	47	BOHANAN	1:45.002	1:45.002	0.000
15	48	WALLIS	33.120	40	WILKINSON	47.035	23	BECKETT	24.862	15	561	LESLIE	1:45.307	1:45.387	0.080
16	34	JOHNSON	33.224	23	BECKETT	47.166	40	WILKINSON	24.906	16	40	WILKINSON	1:45.387	1:45.387	0.000
17	561	LESLIE	33.445	47	BOHANAN	47.209	47	BOHANAN	24.910	17	23	BECKETT	1:45.773	1:45.935	0.162
18	40	WILKINSON	33.446	34	JOHNSON	47.260	84	BRANCO	25.261	18	34	JOHNSON	1:45.777	1:46.214	0.437
19	44	PARKER	33.682	48	WALLIS	47.584	34	JOHNSON	25.293	19	48	WALLIS	1:46.026	1:46.331	0.305
20	23	BECKETT	33.745	84	BRANCO	47.839	48	WALLIS	25.322	20	84	BRANCO	1:46.862	1:47.208	0.346
21	84	BRANCO	33.762	159	RIDGWELL	47.981	44	PARKER	25.390	21	44	PARKER	1:47.266	1:47.303	0.037
22	159	RIDGWELL	34.092	44	PARKER	48.194	144	CRONIN	25.489	22	159	RIDGWELL	1:47.591	1:47.992	0.401
23	144	CRONIN	34.152	144	CRONIN	48.563	159	RIDGWELL	25.518	23	144	CRONIN	1:48.204	1:49.017	0.813
24	138	JARMIN	35.891	138	JARMIN	50.590	138	JARMIN	27.062	24	138	JARMIN	1:53.543	1:54.432	0.889
25	70	GILLAM	38.118	50	RIDGWELL	54.906	70	GILLAM	28.140	25	70	GILLAM	2:01.628	2:01.628	0.000
26	50	RIDGWELL	39.199	70	GILLAM	55.370	50	RIDGWELL	28.306	26	50	RIDGWELL	2:02.411	2:02.411	0.000
27															
28															

Weather / Track : Sunny / Dry

Brands Hatch GP

Circuit Length = 2.4332 miles

Start: 15:47 Flag 15:57 End: 15:59

Results can be found at www.tsl-timing.com

Printed - 16:00 Sunday, 18 July 2021

BMCRC - MRO Championships 2021 - Rnd 4 @ Brands Hatch GP

MRO Minitwins

RACE 13 - STATISTICS

Competitors Started 28
Planned Start 2021-07-18 @ 15:40:00.000
Actual Start 2021-07-18 @ 15:47:45.337
Finish Time 2021-07-18 @ 15:57:43.750
Track Length 2.4332mi.
Total Laps 150
Total Distance Covered 364.9934mi.

Session Fastest Lap History

NO	NAME	LAP TIME	TIME OF DAY	LAP	VEHICLE
26	Glynn DAVIES	1:43.074	15:49:28.441	1	Suzuki SV650
26	Glynn DAVIES	1:38.722	15:51:07.163	2	Suzuki SV650
26	Glynn DAVIES	1:38.551	15:52:45.714	3	Suzuki SV650

Session Leader History

NO	NAME	FROM LAP	LAPS LED	DISTANCE	VEHICLE
26	Glynn DAVIES	1	6	14.59 miles	Suzuki SV650

Flag History

TYPE	TIME OF DAY
GREEN	15:47:45.337
FINISH	15:57:43.750

Flag Statistics

TYPE	COUNT	TOTAL LAPS	TOTAL TIME
Green	1	6	11:48.821
Red	0	0	0.000
Safety Car	0	0	0.000
FCY	0	0	0.000

Weather / Track : Sunny / Dry

Results can be found at www.tsl-timing.com

Brands Hatch GP
Circuit Length = 2.4332 miles
Start: 15:47 Flag 15:57 End: 15:59

Printed - 16:00 Sunday, 18 July 2021

BMCRC-MRO Championships 2021



Kawasaki



ACU TEAM GREEN JUNIOR CUP & SENIOR 300

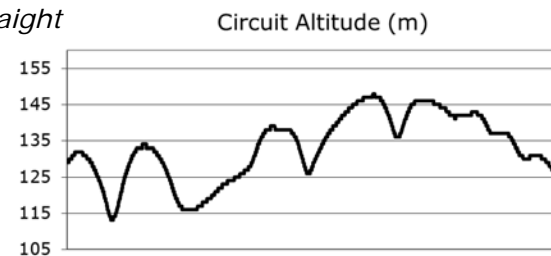
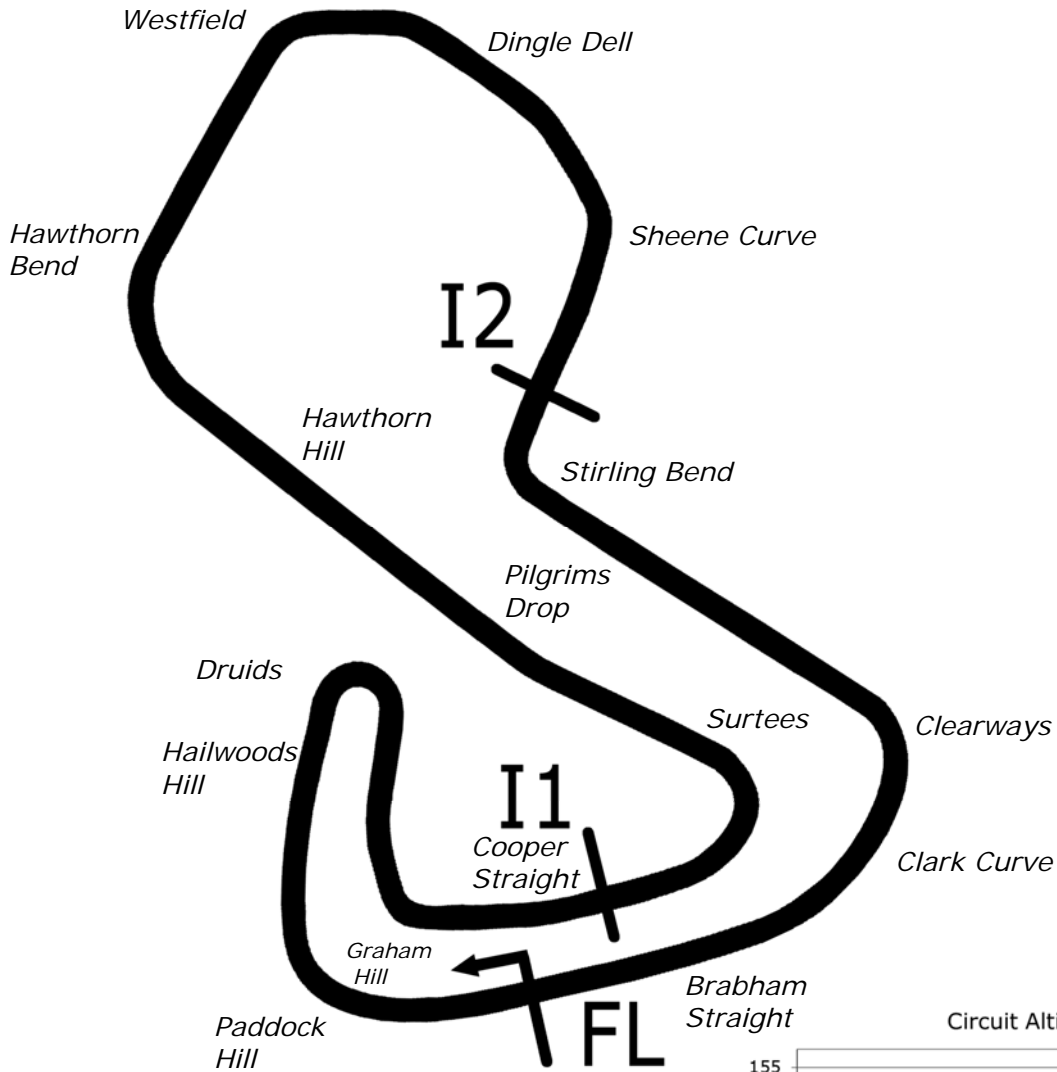
Brands Hatch GP

17th / 18th July 2021



Results Provided by Timing Solutions Ltd
www.tsl-timing.com

Brands Hatch GP



Length	2.4332 miles	3916.0 m	
FL		51.36032 N	0.26032 E
I1	1116m	51.35934 N	0.25955 E
I2	2928m	51.35532 N	0.26250 E
Pit Entry	3646m	51.35911 N	0.25743 E
Pit Exit	26m after FL	51.36027 N	0.26078 E
Pit Entry-Pit Exit 277m, 19.9s @50kph, 16.6s @60kph			

All results available at www.tsl-timing.com

BMCRC - MRO Championships 2021 - Rnd 4 @ Brands Hatch GP



ACU Team Green Junior Cup & Senior 300

QUALIFYING - CLASSIFICATION

Kawasaki

POS	NO	CL	PIC NAME	ENTRY	TIME	ON	LAPS	GAP	DIFF	MPH
1	93	J	1 Mikey HARDIE	Kawasaki NINJA 400 - 113 Events Ltd	1:46.816	6	7			82.00
2	50	J	2 Fred McMULLAN	Kawasaki NINJA 300 - Orwell motorcycles Ipswich	1:46.973	6	7	0.157	0.157	81.88
3	60	J	3 Lennon DOCHERTY	Kawasaki NINJA 300 - Doc Fit Training	1:47.211	6	7	0.395	0.238	81.70
4	196	J	4 Jack KIRSCH	Kawasaki NINJA 400 - Core Formwork	1:48.182	7	7	1.366	0.971	80.97
5	30	J	5 Owen MELLOR	Kawasaki NINJA 300 - Team Mellor Racing	1:48.307	6	7	1.491	0.125	80.87
6	34	J	6 Oliver ARBON	Kawasaki NINJA 400 - tt plumbing and heating	1:48.907	4	7	2.091	0.600	80.43
7	31	J	7 Dylan MELLOR	Kawasaki NINJA 300 - Team Mellor Racing	1:49.214	2	7	2.398	0.307	80.20
8	14	J	8 Finn SMART-WEEDEN	Kawasak NINJA 400 - Mum and Dad	1:49.273	6	7	2.457	0.059	80.16
9	77	J	9 Joe WHITE	Kawasaki NINJA 300 - Just In Graphics /MZ CONTRAC	1:49.357	3	7	2.541	0.084	80.10
10	19	J	10 James O'MARA	Kawasaki NINJA 300 - BRP Machining Ltd	1:49.650	3	3	2.834	0.293	79.88
11	69	S	1 Danny HUSKINSON	Kawasaki NINJA 300 - art of racing	1:49.922	7	7	3.106	0.272	79.69
12	32	S	2 Conor MURRAY	Kawasaki NINJA 300 -	1:50.135	5	7	3.319	0.213	79.53
13	65	S	3 Konrad BREESE	Kawasaki NINJA 300 - STIHL Racing	1:51.165	6	6	4.349	1.030	78.80
14	61	S	4 Kathryn WALKER	Kawasaki NINJA - Think Bike Gear & AutoSmart Presto	1:51.391	5	7	4.575	0.226	78.64
15	81	J	11 Keo WALKER	Kawasaki NINJA300 - Martin Wight Elecrical	1:51.746	5	6	4.930	0.355	78.39
16	113	S	5 Graeme HARDIE	Kawasaki NINJA 400 - 113 Events Ltd	1:51.906	5	6	5.090	0.160	78.27
17	26	S	6 Nicholas BETTRIDGE	Kawasaki NINJA - Weald builders	1:53.186	6	6	6.370	1.280	77.39
18	70	S	7 Justin WHITE	Kawasaki NINJA 300 - Just In Graphics	1:53.348	3	6	6.532	0.162	77.28
19	24	S	8 Darren STOLTON	Kawasaki NINJA 300 -	1:53.910	6	6	7.094	0.562	76.90
20	48	S	9 Kevin SABBARTON	Kawasaki NINJA 300 -	1:54.046	6	6	7.230	0.136	76.80
21	18	J	12 George HIGGINS	Kawasaki NINJA 300 - Aztec Racing	1:55.026	6	6	8.210	0.980	76.15
22	39	S	10 Peter PARAPANOS	Kawasaki NINJA 300 - AMR Glasgow Kawasaki	1:55.206	5	6	8.390	0.180	76.03
23	66	S	11 Mark SMITH	Kawasaki NINJA 300 - MHP EXHAUST'S	1:55.467	6	6	8.651	0.261	75.86
24	87	J	13 James CLEARY	Kawasaki NINJA 300 - Mum and Dad	1:55.565	6	6	8.749	0.098	75.80
25	400	S	12 Stuart THURTL	Kawasaki NINJA 400 - TeamTortoise Racing	1:56.539	6	6	9.723	0.974	75.16
26	10	S	13 Mike BRUNSDON	Kawasaki NINJA 300 - CF Fairford	1:57.489	6	6	10.673	0.950	74.55
27	88	S	14 David COURT	Kawasaki NINJA 300 -	1:57.830	3	6	11.014	0.341	74.34
28	75	S	15 Jonathan ADEDOTUN	Kawasaki NINJA 300 -	1:58.653	6	6	11.837	0.823	73.82
29	96	S	16 Giovanni BELIOSSI	Kawasaki NINJA 300 - ASR Accident Storage Recovery	2:00.247	5	6	13.431	1.594	72.84
30	0	S	17 Tom BARRETT	Kawasaki NINJA 400 - The Two Stroke Workshop	2:00.525	5	6	13.709	0.278	72.68
31	99	S	18 Ben SCOTT	Kawasaki NINJA 300 - GI Landscapes (UK) Ltd	2:01.095	6	6	14.279	0.570	72.33
32	57	S	19 Richard BUCKHAM	Kawasaki NINJA 300 -	2:01.723	6	6	14.907	0.628	71.96
33	45	J	14 Jake MARSH	Kawasaki NINJA 300 - Zipped Up Racing	2:05.424	1	1	18.608	3.701	69.84
34	64	J	15 Jamie MALIN	Kawasaki NINJA 300 -	2:06.537	5	5	19.721	1.113	69.22
35	71	S	20 Karie HENLY	Kawasaki NINJA 300 - Thomas Racing	2:09.536	5	5	22.720	2.999	67.62
36	83	S	21 Simon CHAPPELL	Kawasaki NINJA 300 -	2:10.906	4	5	24.090	1.370	66.91
37	311	12s	1 Nathan-Ellis WARD	Kawasaki NINJA 300 - Zipped up racing			0			

Brands Hatch GP

Circuit Length = 2.4332 miles

Start: 09:16 Flag 09:29 End: 09:31

Weather / Track : Sunny / Dry

These results are provisional until the conclusion of any judicial and technical matters.

Clerk Of Course :	Stewards :	Timekeeper : Craig Smith
-------------------	------------	--------------------------

Results can be found at www.tsl-timing.com

Printed - 09:58 Saturday, 17 July 2021



BMCRC - MRO Championships 2021 - Rnd 4 @ Brands Hatch GP

ACU Team Green Junior Cup & Senior 300

QUALIFYING - SECTOR ANALYSIS



SECTOR 1 = FL to I1, SECTOR 2 = I1 to I2, SECTOR 3 = I2 to FL, DIFF = Difference To Personal Best Lap, P = Crossed Finish Line in Pit Lane, D = Time Disallowed

P1 93 J		Mikey HARDIE		Kawasaki NINJA 400 - 113 Events Ltd			
IDEAL LAP TIME : 1:46.793		BEST LAP TIME : 1:46.816		DIFFERENCE : 0.023			
LAP	SECTOR 1	SECTOR 2	SECTOR 3	LAP TIME	MPH	DIFF	TIME OF DAY
1 -	33.702	49.566	26.211	1:49.479	80.01	2.663	09:20:00.776
2 -	33.604	49.413	26.469	1:49.486	80.00	2.670	09:21:50.262
3 -	33.123	48.196	26.427	1:47.746 (2)	81.30	0.930	09:23:38.008
4 -	33.036	48.082	26.628	1:47.746 (2)	81.30	0.930	09:25:25.754
5 -	32.894	48.943	26.879	1:48.716	80.57	1.900	09:27:14.470
6 -	32.864	48.105	25.847	1:46.816 (1)	82.00		09:29:01.286
7 -	33.400	49.532	26.188	1:49.120	80.27	2.304	09:30:50.406

P2 50 J		Fred McMULLAN		Kawasaki NINJA 300 - Orwell motorcycles Ipswich			
IDEAL LAP TIME : 1:46.603		BEST LAP TIME : 1:46.973		DIFFERENCE : 0.370			
LAP	SECTOR 1	SECTOR 2	SECTOR 3	LAP TIME	MPH	DIFF	TIME OF DAY
1 -	34.186	49.344	27.486	1:51.016	78.90	4.043	09:20:16.475
2 -	33.188	48.441	27.045	1:48.674	80.60	1.701	09:22:05.149
3 -	33.208	48.339	26.305	1:47.852 (2)	81.22	0.879	09:23:53.001
4 -	32.959	49.229	26.226	1:48.414	80.79	1.441	09:25:41.415
5 -	33.040	49.621	26.220	1:48.881	80.45	1.908	09:27:30.296
6 -	32.835	48.122	26.016	1:46.973 (1)	81.88		09:29:17.269
7 -	34.243	48.232	25.646	1:48.121 (3)	81.01	1.148	09:31:05.390

P3 60 J		Lennon DOCHERTY		Kawasaki NINJA 300 - Doc Fit Training			
IDEAL LAP TIME : 1:46.677		BEST LAP TIME : 1:47.211		DIFFERENCE : 0.534			
LAP	SECTOR 1	SECTOR 2	SECTOR 3	LAP TIME	MPH	DIFF	TIME OF DAY
1 -	34.074	49.479	26.879	1:50.432	79.32	3.221	09:20:16.389
2 -	33.607	49.908	25.701	1:49.216	80.20	2.005	09:22:05.605
3 -	33.366	48.877	25.635	1:47.878 (2)	81.20	0.667	09:23:53.483
4 -	33.354	48.578	26.084	1:48.016 (3)	81.09	0.805	09:25:41.499
5 -	32.877	49.493	26.510	1:48.880	80.45	1.669	09:27:30.379
6 -	32.873	48.399	25.939	1:47.211 (1)	81.70		09:29:17.590
7 -	34.228	48.169	25.805	1:48.202	80.95	0.991	09:31:05.792

P4 196 J		Jack KIRSCH		Kawasaki NINJA 400 - Core Formwork			
IDEAL LAP TIME : 1:47.567		BEST LAP TIME : 1:48.182		DIFFERENCE : 0.615			
LAP	SECTOR 1	SECTOR 2	SECTOR 3	LAP TIME	MPH	DIFF	TIME OF DAY
1 -	35.090	51.303	26.996	1:53.389	77.25	5.207	09:20:06.258
2 -	33.448	49.910	26.498	1:49.856	79.73	1.674	09:21:56.114
3 -	33.183	50.146	26.457	1:49.786 (3)	79.79	1.604	09:23:45.900
4 -	34.476	50.029	26.230	1:50.735	79.10	2.553	09:25:36.635
5 -	33.595	49.672	26.075	1:49.342 (2)	80.11	1.160	09:27:25.977
6 -	33.424	50.054	27.556	1:51.034	78.89	2.852	09:29:17.011
7 -	33.798	48.586	25.798	1:48.182 (1)	80.97		09:31:05.193

P5 30 J		Owen MELLOR		Kawasaki NINJA 300 - Team Mellor Racing			
IDEAL LAP TIME : 1:47.845		BEST LAP TIME : 1:48.307		DIFFERENCE : 0.462			
LAP	SECTOR 1	SECTOR 2	SECTOR 3	LAP TIME	MPH	DIFF	TIME OF DAY
1 -	34.000	49.431	27.431	1:50.862	79.01	2.555	09:20:16.674
2 -	33.572	50.056	26.118	1:49.746	79.81	1.439	09:22:06.420
3 -	33.742	49.059	26.364	1:49.165 (3)	80.24	0.858	09:23:55.585
4 -	33.206	49.944	26.615	1:49.765	79.80	1.458	09:25:45.350
5 -	33.020	49.104	26.695	1:48.819 (2)	80.49	0.512	09:27:34.169
6 -	33.111	48.707	26.489	1:48.307 (1)	80.87		09:29:22.476
7 -	33.140	50.383	26.325	1:49.848	79.74	1.541	09:31:12.324

Weather / Track : Sunny / Dry

Brands Hatch GP
Circuit Length = 2.4332 miles
Start: 09:16 Flag 09:29 End: 09:31

BMCRC - MRO Championships 2021 - Rnd 4 @ Brands Hatch GP

ACU Team Green Junior Cup & Senior 300

QUALIFYING - SECTOR ANALYSIS



SECTOR 1 = FL to I1, SECTOR 2 = I1 to I2, SECTOR 3 = I2 to FL, DIFF = Difference To Personal Best Lap, P = Crossed Finish Line in Pit Lane, D = Time Disallowed

P6 34 J		Oliver ARBON		Kawasaki NINJA 400 - tt plumbing and heating			
IDEAL LAP TIME : 1:48.557		BEST LAP TIME : 1:48.907		DIFFERENCE : 0.350			
LAP	SECTOR 1	SECTOR 2	SECTOR 3	LAP TIME	MPH	DIFF	TIME OF DAY
1 -	34.492	51.387	26.602	1:52.481	77.87	3.574	09:20:06.787
2 -	34.069	50.112	26.226	1:50.407	79.34	1.500	09:21:57.194
3 -	33.567	50.641	26.410	1:50.618	79.19	1.711	09:23:47.812
4 -	33.645	49.155	26.107	1:48.907 (1)	80.43		09:25:36.719
5 -	33.295	49.390	26.386	1:49.071 (3)	80.31	0.164	09:27:25.790
6 -	33.484	49.793	26.818	1:50.095	79.56	1.188	09:29:15.885
7 -	33.392	49.269	26.295	1:48.956 (2)	80.39	0.049	09:31:04.841

P7 31 J		Dylan MELLOR		Kawasaki NINJA 300 - Team Mellor Racing			
IDEAL LAP TIME : 1:48.829		BEST LAP TIME : 1:49.214		DIFFERENCE : 0.385			
LAP	SECTOR 1	SECTOR 2	SECTOR 3	LAP TIME	MPH	DIFF	TIME OF DAY
1 -	33.822	51.044	26.616	1:51.482	78.57	2.268	09:20:07.001
2 -	33.321	49.690	26.203	1:49.214 (1)	80.20		09:21:56.215
3 -	33.192	49.866	26.362	1:49.420 (3)	80.05	0.206	09:23:45.635
4 -	33.465	49.820	25.947	1:49.232 (2)	80.19	0.018	09:25:34.867
5 -	33.280	50.645	25.966	1:49.891	79.71	0.677	09:27:24.758
6 -	33.218	50.109	27.139	1:50.466	79.29	1.252	09:29:15.224
7 -	33.366	49.770	26.570	1:49.706	79.84	0.492	09:31:04.930

P8 14 J		Finn SMART-WEEDEN		Kawasaki NINJA 400 - Mum and Dad			
IDEAL LAP TIME : 1:48.835		BEST LAP TIME : 1:49.273		DIFFERENCE : 0.438			
LAP	SECTOR 1	SECTOR 2	SECTOR 3	LAP TIME	MPH	DIFF	TIME OF DAY
1 -	35.385	52.018	27.419	1:54.822	76.29	5.549	09:20:12.957
2 -	34.023	50.880	27.220	1:52.123	78.12	2.850	09:22:05.080
3 -	33.834	50.102	26.485	1:50.421 (3)	79.33	1.148	09:23:55.501
4 -	33.647	49.719	26.870	1:50.236 (2)	79.46	0.963	09:25:45.737
5 -	33.239	49.389	27.826	1:50.454	79.30	1.181	09:27:36.191
6 -	33.254	49.111	26.908	1:49.273 (1)	80.16		09:29:25.464
7 -	33.713	50.406	27.156	1:51.275	78.72	2.002	09:31:16.739

P9 77 J		Joe WHITE		Kawasaki NINJA 300 - Just In Graphics /MZ CONTRACTS/ Silver			
IDEAL LAP TIME : 1:49.211		BEST LAP TIME : 1:49.357		DIFFERENCE : 0.146			
LAP	SECTOR 1	SECTOR 2	SECTOR 3	LAP TIME	MPH	DIFF	TIME OF DAY
1 -	34.326	50.552	26.624	1:51.502	78.56	2.145	09:19:59.895
2 -	34.293	50.058	26.386	1:50.737	79.10	1.380	09:21:50.632
3 -	33.781	49.215	26.361	1:49.357 (1)	80.10		09:23:39.989
4 -	34.343	49.077	26.411	1:49.831	79.75	0.474	09:25:29.820
5 -	34.304	49.069	26.400	1:49.773 (3)	79.79	0.416	09:27:19.593
6 -	33.919	49.414	26.433	1:49.766 (2)	79.80	0.409	09:29:09.359
7 -	33.953	49.357	27.090	1:50.400	79.34	1.043	09:30:59.759

P10 19 J		James O'MARA		Kawasaki NINJA 300 - BRP Machining Ltd			
IDEAL LAP TIME : 1:49.030		BEST LAP TIME : 1:49.650		DIFFERENCE : 0.620			
LAP	SECTOR 1	SECTOR 2	SECTOR 3	LAP TIME	MPH	DIFF	TIME OF DAY
1 -	34.252	52.246	26.895	1:53.393 (3)	77.25	3.743	09:20:06.344
2 -	33.611	50.519	26.184	1:50.314 (2)	79.40	0.664	09:21:56.658
3 -	32.952	49.894	26.804	1:49.650 (1)	79.88		09:23:46.308

BMCRC - MRO Championships 2021 - Rnd 4 @ Brands Hatch GP

ACU Team Green Junior Cup & Senior 300

QUALIFYING - SECTOR ANALYSIS



SECTOR 1 = FL to I1, SECTOR 2 = I1 to I2, SECTOR 3 = I2 to FL, DIFF = Difference To Personal Best Lap, P = Crossed Finish Line in Pit Lane, D = Time Disallowed

P11 69 S		Danny HUSKINSON		Kawasaki NINJA 300 - art of racing			
IDEAL LAP TIME : 1:49.922		BEST LAP TIME : 1:49.922		DIFFERENCE : 0.000			
LAP	SECTOR 1	SECTOR 2	SECTOR 3	LAP TIME	MPH	DIFF	TIME OF DAY
1 -	36.382	54.013	27.421	1:57.816	74.35	7.894	09:20:13.687
2 -	34.743	50.297	26.972	1:52.012	78.20	2.090	09:22:05.699
3 -	38.286	50.802	26.942	1:56.030	75.49	6.108	09:24:01.729
4 -	34.274	49.846	26.910	1:51.030 (3)	78.89	1.108	09:25:52.759
5 -	34.296	49.641	27.044	1:50.981 (2)	78.93	1.059	09:27:43.740
6 -	34.365	49.953	26.960	1:51.278	78.72	1.356	09:29:35.018
7 -	33.901	49.198	26.823	1:49.922 (1)	79.69		09:31:24.940

P12 32 S		Conor MURRAY		Kawasaki NINJA 300 -			
IDEAL LAP TIME : 1:49.968		BEST LAP TIME : 1:50.135		DIFFERENCE : 0.167			
LAP	SECTOR 1	SECTOR 2	SECTOR 3	LAP TIME	MPH	DIFF	TIME OF DAY
1 -	36.700	52.466	27.414	1:56.580	75.14	6.445	09:20:14.010
2 -	34.642	50.991	26.364	1:51.997	78.21	1.862	09:22:06.007
3 -	34.847	49.727	26.648	1:51.222 (3)	78.75	1.087	09:23:57.229
4 -	34.539	49.741	26.964	1:51.244	78.74	1.109	09:25:48.473
5 -	34.367	49.261	26.507	1:50.135 (1)	79.53		09:27:38.608
6 -	34.343	50.093	26.959	1:51.395	78.63	1.260	09:29:30.003
7 -	34.711	49.583	26.556	1:50.850 (2)	79.02	0.715	09:31:20.853

P13 65 S		Konrad BREESE		Kawasaki NINJA 300 - STIHL Racing			
IDEAL LAP TIME : 1:51.011		BEST LAP TIME : 1:51.165		DIFFERENCE : 0.154			
LAP	SECTOR 1	SECTOR 2	SECTOR 3	LAP TIME	MPH	DIFF	TIME OF DAY
1 -	35.731	51.533	27.412	1:54.676	76.38	3.511	09:20:23.612
2 -	35.189	51.372	27.120	1:53.681	77.05	2.516	09:22:17.293
3 -	34.623	50.611	26.921	1:52.155 (3)	78.10	0.990	09:24:09.448
4 -	34.554	50.417	26.909	1:51.880 (2)	78.29	0.715	09:26:01.328
5 -	34.589	51.876	27.290	1:53.755	77.00	2.590	09:27:55.083
6 -	34.648	49.548	26.969	1:51.165 (1)	78.80		09:29:46.248

P14 61 S		Kathryn WALKER		Kawasaki NINJA - Think Bike Gear & AutoSmart Preston			
IDEAL LAP TIME : 1:50.673		BEST LAP TIME : 1:51.391		DIFFERENCE : 0.718			
LAP	SECTOR 1	SECTOR 2	SECTOR 3	LAP TIME	MPH	DIFF	TIME OF DAY
1 -	36.346	53.560	27.166	1:57.072	74.82	5.681	09:20:13.183
2 -	34.506	52.647	27.222	1:54.375	76.58	2.984	09:22:07.558
3 -	34.183	51.265	26.788	1:52.236 (3)	78.04	0.845	09:23:59.794
4 -	34.533	50.962	27.036	1:52.531	77.84	1.140	09:25:52.325
5 -	34.901	49.968	26.522	1:51.391 (1)	78.64		09:27:43.716
6 -	34.598	52.821	26.735	1:54.154	76.73	2.763	09:29:37.870
7 -	34.307	50.972	26.750	1:52.029 (2)	78.19	0.638	09:31:29.899

P15 81 J		Keo WALKER		Kawasaki NINJA300 - Martin Wight Electrical			
IDEAL LAP TIME : 1:50.796		BEST LAP TIME : 1:51.746		DIFFERENCE : 0.950			
LAP	SECTOR 1	SECTOR 2	SECTOR 3	LAP TIME	MPH	DIFF	TIME OF DAY
1 -	34.629	53.487	27.785	1:55.901	75.58	4.155	09:20:23.381
2 -	34.765	51.538	27.135	1:53.438	77.22	1.692	09:22:16.819
3 -	34.547	50.977	27.025	1:52.549	77.83	0.803	09:24:09.368
4 -	34.249	51.513	26.381	1:52.143 (3)	78.11	0.397	09:26:01.511
5 -	34.427	50.282	27.037	1:51.746 (1)	78.39		09:27:53.257
6 -	34.317	50.166	27.270	1:51.753 (2)	78.38	0.007	09:29:45.010

BMCRC - MRO Championships 2021 - Rnd 4 @ Brands Hatch GP

ACU Team Green Junior Cup & Senior 300

QUALIFYING - SECTOR ANALYSIS



SECTOR 1 = FL to I1, SECTOR 2 = I1 to I2, SECTOR 3 = I2 to FL, DIFF = Difference To Personal Best Lap, P = Crossed Finish Line in Pit Lane, D = Time Disallowed

P16 113 S		Graeme HARDIE		Kawasaki NINJA 400 - 113 Events Ltd			
IDEAL LAP TIME : 1:51.452		BEST LAP TIME : 1:51.906		DIFFERENCE : 0.454			
LAP	SECTOR 1	SECTOR 2	SECTOR 3	LAP TIME	MPH	DIFF	TIME OF DAY
1 -	35.264	51.518	27.297	1:54.079	76.78	2.173	09:20:07.468
2 -	34.739	51.055	27.257	1:53.051	77.48	1.145	09:22:00.519
3 -	34.790	50.968	26.978	1:52.736	77.70	0.830	09:23:53.255
4 -	34.624	50.770	26.987	1:52.381 (3)	77.94	0.475	09:25:45.636
5 -	34.586	50.092	27.228	1:51.906 (1)	78.27		09:27:37.542
6 -	34.799	50.640	26.836	1:52.275 (2)	78.02	0.369	09:29:29.817

P17 26 S		Nicholas BETTRIDGE		Kawasaki NINJA - Weald builders			
IDEAL LAP TIME : 1:53.186		BEST LAP TIME : 1:53.186		DIFFERENCE : 0.000			
LAP	SECTOR 1	SECTOR 2	SECTOR 3	LAP TIME	MPH	DIFF	TIME OF DAY
1 -	37.902	57.868	28.648	2:04.418	70.40	11.232	09:20:55.126
2 -	35.893	53.317	28.156	1:57.366	74.63	4.180	09:22:52.492
3 -	35.395	52.159	27.633	1:55.187	76.04	2.001	09:24:47.679
4 -	35.365	51.392	27.542	1:54.299 (2)	76.63	1.113	09:26:41.978
5 -	35.067	51.996	27.475	1:54.538 (3)	76.47	1.352	09:28:36.516
6 -	34.992	50.976	27.218	1:53.186 (1)	77.39		09:30:29.702

P18 70 S		Justin WHITE		Kawasaki NINJA 300 - Just In Graphics			
IDEAL LAP TIME : 1:53.276		BEST LAP TIME : 1:53.348		DIFFERENCE : 0.072			
LAP	SECTOR 1	SECTOR 2	SECTOR 3	LAP TIME	MPH	DIFF	TIME OF DAY
1 -	35.452	52.260	27.613	1:55.325	75.95	1.977	09:20:23.601
2 -	35.617	51.123	27.537	1:54.277 (3)	76.65	0.929	09:22:17.878
3 -	34.910	50.829	27.609	1:53.348 (1)	77.28		09:24:11.226
4 -	35.704	51.318	27.807	1:54.829	76.28	1.481	09:26:06.055
5 -	35.301	51.126	27.599	1:54.026 (2)	76.82	0.678	09:28:00.081
6 -	36.617	51.431	27.927	1:55.975	75.53	2.627	09:29:56.056

P19 24 S		Darren STOLTON		Kawasaki NINJA 300 -			
IDEAL LAP TIME : 1:53.575		BEST LAP TIME : 1:53.910		DIFFERENCE : 0.335			
LAP	SECTOR 1	SECTOR 2	SECTOR 3	LAP TIME	MPH	DIFF	TIME OF DAY
1 -	38.005	57.828	28.759	2:04.592	70.30	10.682	09:20:54.974
2 -	35.413	52.595	27.914	1:55.922	75.56	2.012	09:22:50.896
3 -	35.269	52.276	27.831	1:55.376	75.92	1.466	09:24:46.272
4 -	35.174	52.304	27.574	1:55.052 (3)	76.13	1.142	09:26:41.324
5 -	34.743	51.680	28.206	1:54.629 (2)	76.41	0.719	09:28:35.953
6 -	35.073	51.258	27.579	1:53.910 (1)	76.90		09:30:29.863

P20 48 S		Kevin SABBARTON		Kawasaki NINJA 300 -			
IDEAL LAP TIME : 1:54.046		BEST LAP TIME : 1:54.046		DIFFERENCE : 0.000			
LAP	SECTOR 1	SECTOR 2	SECTOR 3	LAP TIME	MPH	DIFF	TIME OF DAY
1 -	37.381	53.772	28.242	1:59.395	73.36	5.349	09:20:39.602
2 -	36.026	53.962	28.379	1:58.367	74.00	4.321	09:22:37.969
3 -	35.690	53.702	28.188	1:57.580	74.50	3.534	09:24:35.549
4 -	35.593	51.704	28.300	1:55.597 (3)	75.77	1.551	09:26:31.146
5 -	35.939	51.550	27.751	1:55.240 (2)	76.01	1.194	09:28:26.386
6 -	35.406	51.138	27.502	1:54.046 (1)	76.80		09:30:20.432

BMCRC - MRO Championships 2021 - Rnd 4 @ Brands Hatch GP

ACU Team Green Junior Cup & Senior 300

QUALIFYING - SECTOR ANALYSIS



SECTOR 1 = FL to I1, SECTOR 2 = I1 to I2, SECTOR 3 = I2 to FL, DIFF = Difference To Personal Best Lap, P = Crossed Finish Line in Pit Lane, D = Time Disallowed

P21 18 J		George HIGGINS		Kawasaki NINJA 300 - Aztec Racing			
IDEAL LAP TIME : 1:54.991		BEST LAP TIME : 1:55.026		DIFFERENCE : 0.035			
LAP	SECTOR 1	SECTOR 2	SECTOR 3	LAP TIME	MPH	DIFF	TIME OF DAY
1 -	38.163	54.625	28.727	2:01.515	72.08	6.489	09:20:39.844
2 -	37.093	54.227	28.998	2:00.318	72.80	5.292	09:22:40.162
3 -	36.026	53.545	28.766	1:58.337	74.02	3.311	09:24:38.499
4 -	35.657	51.886	27.990	1:55.533 (2)	75.82	0.507	09:26:34.032
5 -	35.982	52.132	28.450	1:56.564 (3)	75.15	1.538	09:28:30.596
6 -	35.260	51.921	27.845	1:55.026 (1)	76.15		09:30:25.622

P22 39 S		Peter PARAPANOS		Kawasaki NINJA 300 - AMR Glasgow Kawasaki			
IDEAL LAP TIME : 1:54.096		BEST LAP TIME : 1:55.206		DIFFERENCE : 1.110			
LAP	SECTOR 1	SECTOR 2	SECTOR 3	LAP TIME	MPH	DIFF	TIME OF DAY
1 -	37.503	1:19.541	28.624	2:25.668	60.13	30.462	09:21:06.957
2 -	37.190	54.822	28.243	2:00.255	72.84	5.049	09:23:07.212
3 -	36.470	1:14.376	27.831	2:18.677	63.16	23.471	09:25:25.889
4 -	36.588	52.086	27.305	1:55.979 (2)	75.52	0.773	09:27:21.868
5 -	35.825	51.469	27.912	1:55.206 (1)	76.03		09:29:17.074
6 -	37.362	52.370	26.802	1:56.534 (3)	75.16	1.328	09:31:13.608

P23 66 S		Mark SMITH		Kawasaki NINJA 300 - MHP EXHAUST'S			
IDEAL LAP TIME : 1:55.031		BEST LAP TIME : 1:55.467		DIFFERENCE : 0.436			
LAP	SECTOR 1	SECTOR 2	SECTOR 3	LAP TIME	MPH	DIFF	TIME OF DAY
1 -	36.988	53.715	28.220	1:58.923	73.65	3.456	09:20:16.635
2 -	36.279	52.874	28.287	1:57.440	74.58	1.973	09:22:14.075
3 -	36.535	52.782	27.553	1:56.870 (2)	74.95	1.403	09:24:10.945
4 -	45.838	54.309	28.281	2:08.428	68.20	12.961	09:26:19.373
5 -	36.033	52.774	28.227	1:57.034 (3)	74.84	1.567	09:28:16.407
6 -	35.781	51.697	27.989	1:55.467 (1)	75.86		09:30:11.874

P24 87 J		James CLEARY		Kawasaki NINJA 300 - Mum and Dad			
IDEAL LAP TIME : 1:55.195		BEST LAP TIME : 1:55.565		DIFFERENCE : 0.370			
LAP	SECTOR 1	SECTOR 2	SECTOR 3	LAP TIME	MPH	DIFF	TIME OF DAY
1 -	36.235	55.682	29.033	2:00.950	72.42	5.385	09:20:38.692
2 -	35.542	54.773	28.667	1:58.982	73.62	3.417	09:22:37.674
3 -	35.559	53.834	28.422	1:57.815	74.35	2.250	09:24:35.489
4 -	35.798	53.412	28.006	1:57.216 (3)	74.73	1.651	09:26:32.705
5 -	35.259	53.445	27.519	1:56.223 (2)	75.37	0.658	09:28:28.928
6 -	35.001	52.675	27.889	1:55.565 (1)	75.80		09:30:24.493

P25 400 S		Stuart THURTLÉ		Kawasaki NINJA 400 - TeamTortoise Racing			
IDEAL LAP TIME : 1:55.909		BEST LAP TIME : 1:56.539		DIFFERENCE : 0.630			
LAP	SECTOR 1	SECTOR 2	SECTOR 3	LAP TIME	MPH	DIFF	TIME OF DAY
1 -	36.978	53.378	28.232	1:58.588	73.86	2.049	09:20:32.662
2 -	36.208	53.671	28.546	1:58.425 (3)	73.96	1.886	09:22:31.087
3 -	36.604	53.748	28.660	1:59.012	73.60	2.473	09:24:30.099
4 -	38.878	53.596	28.227	2:00.701	72.57	4.162	09:26:30.800
5 -	36.908	52.639	27.782	1:57.329 (2)	74.66	0.790	09:28:28.129
6 -	35.788	53.269	27.482	1:56.539 (1)	75.16		09:30:24.668

BMCRC - MRO Championships 2021 - Rnd 4 @ Brands Hatch GP

ACU Team Green Junior Cup & Senior 300

QUALIFYING - SECTOR ANALYSIS



SECTOR 1 = FL to I1, SECTOR 2 = I1 to I2, SECTOR 3 = I2 to FL, DIFF = Difference To Personal Best Lap, P = Crossed Finish Line in Pit Lane, D = Time Disallowed

P26 10 S		Mike BRUNSDON		Kawasaki NINJA 300 - CF Fairford			
IDEAL LAP TIME : 1:57.489		BEST LAP TIME : 1:57.489		DIFFERENCE : 0.000			
LAP	SECTOR 1	SECTOR 2	SECTOR 3	LAP TIME	MPH	DIFF	TIME OF DAY
1 -	37.123	56.278	29.413	2:02.814	71.32	5.325	09:20:39.400
2 -	37.077	54.500	29.444	2:01.021	72.38	3.532	09:22:40.421
3 -	36.555	54.324	28.677	1:59.556	73.26	2.067	09:24:39.977
4 -	36.202	54.014	28.677	1:58.893 (3)	73.67	1.404	09:26:38.870
5 -	36.242	53.811	28.546	1:58.599 (2)	73.86	1.110	09:28:37.469
6 -	36.034	53.244	28.211	1:57.489 (1)	74.55		09:30:34.958

P27 88 S		David COURT		Kawasaki NINJA 300 -			
IDEAL LAP TIME : 1:57.314		BEST LAP TIME : 1:57.830		DIFFERENCE : 0.516			
LAP	SECTOR 1	SECTOR 2	SECTOR 3	LAP TIME	MPH	DIFF	TIME OF DAY
1 -	37.917	54.321	28.585	2:00.823	72.50	2.993	09:20:16.529
2 -	37.659	53.396	28.454	1:59.509	73.29	1.679	09:22:16.038
3 -	37.298	52.448	28.084	1:57.830 (1)	74.34		09:24:13.868
4 -	36.782	53.580	28.455	1:58.817 (3)	73.72	0.987	09:26:12.685
5 -	36.999	52.939	28.592	1:58.530 (2)	73.90	0.700	09:28:11.215
6 -	36.841	53.456	29.380	1:59.677	73.19	1.847	09:30:10.892

P28 75 S		Jonathan ADEDOTUN		Kawasaki NINJA 300 -			
IDEAL LAP TIME : 1:58.653		BEST LAP TIME : 1:58.653		DIFFERENCE : 0.000			
LAP	SECTOR 1	SECTOR 2	SECTOR 3	LAP TIME	MPH	DIFF	TIME OF DAY
1 -	39.341	57.264	29.488	2:06.093	69.47	7.440	09:21:09.502
2 -	37.589	56.012	29.514	2:03.115	71.15	4.462	09:23:12.617
3 -	37.968	55.533	29.088	2:02.589	71.45	3.936	09:25:15.206
4 -	37.330	54.828	28.523	2:00.681 (2)	72.58	2.028	09:27:15.887
5 -	37.301	54.594	28.921	2:00.816 (3)	72.50	2.163	09:29:16.703
6 -	36.975	53.735	27.943	1:58.653 (1)	73.82		09:31:15.356

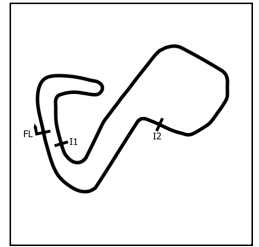
P29 96 S		Giovanni BELIOSSI		Kawasaki NINJA 300 - ASR Accident Storage Recovery			
IDEAL LAP TIME : 2:00.091		BEST LAP TIME : 2:00.247		DIFFERENCE : 0.156			
LAP	SECTOR 1	SECTOR 2	SECTOR 3	LAP TIME	MPH	DIFF	TIME OF DAY
1 -	39.038	59.306	29.438	2:07.782	68.55	7.535	09:20:51.674
2 -	37.551	56.591	28.883	2:03.025	71.20	2.778	09:22:54.699
3 -	36.890	55.635	29.122	2:01.647 (3)	72.01	1.400	09:24:56.346
4 -	37.663	55.730	28.801	2:02.194	71.68	1.947	09:26:58.540
5 -	36.611	55.070	28.566	2:00.247 (1)	72.84		09:28:58.787
6 -	37.245	54.914	28.978	2:01.137 (2)	72.31	0.890	09:30:59.924

P30 0 S		Tom BARRETT		Kawasaki NINJA 400 - The Two Stroke Workshop			
IDEAL LAP TIME : 1:59.693		BEST LAP TIME : 2:00.525		DIFFERENCE : 0.832			
LAP	SECTOR 1	SECTOR 2	SECTOR 3	LAP TIME	MPH	DIFF	TIME OF DAY
1 -	39.294	57.418	29.156	2:05.868	69.59	5.343	09:21:10.262
2 -	37.507	56.083	28.928	2:02.518	71.49	1.993	09:23:12.780
3 -	39.006	54.868	28.738	2:02.612	71.44	2.087	09:25:15.392
4 -	37.805	55.059	28.148	2:01.012 (3)	72.38	0.487	09:27:16.404
5 -	37.386	54.363	28.776	2:00.525 (1)	72.68		09:29:16.929
6 -	38.226	54.159	28.393	2:00.778 (2)	72.52	0.253	09:31:17.707

BMCRC - MRO Championships 2021 - Rnd 4 @ Brands Hatch GP

ACU Team Green Junior Cup & Senior 300

QUALIFYING - SECTOR ANALYSIS



SECTOR 1 = FL to I1, SECTOR 2 = I1 to I2, SECTOR 3 = I2 to FL, DIFF = Difference To Personal Best Lap, P = Crossed Finish Line in Pit Lane, D = Time Disallowed

P31 99 S		Ben SCOTT		Kawasaki NINJA 300 - GI Landscapes (UK) Ltd			
IDEAL LAP TIME : 2:00.804		BEST LAP TIME : 2:01.095		DIFFERENCE : 0.291			
LAP	SECTOR 1	SECTOR 2	SECTOR 3	LAP TIME	MPH	DIFF	TIME OF DAY
1 -	40.462	1:01.507	30.775	2:12.744	65.99	11.649	09:21:00.291
2 -	39.355	57.857	29.278	2:06.490	69.25	5.395	09:23:06.781
3 -	38.350	56.889	28.809	2:04.048	70.61	2.953	09:25:10.829
4 -	37.706	56.850	28.957	2:03.513 (3)	70.92	2.418	09:27:14.342
5 -	38.222	54.928	28.733	2:01.883 (2)	71.87	0.788	09:29:16.225
6 -	37.997	54.724	28.374	2:01.095 (1)	72.33		09:31:17.320

P32 57 S		Richard BUCKHAM		Kawasaki NINJA 300 -			
IDEAL LAP TIME : 2:01.228		BEST LAP TIME : 2:01.723		DIFFERENCE : 0.495			
LAP	SECTOR 1	SECTOR 2	SECTOR 3	LAP TIME	MPH	DIFF	TIME OF DAY
1 -	38.147	57.242	30.527	2:05.916	69.56	4.193	09:20:59.908
2 -	37.792	55.219	29.446	2:02.457	71.53	0.734	09:23:02.365
3 -	37.368	55.083	29.294	2:01.745 (2)	71.95	0.022	09:25:04.110
4 -	37.742	55.288	29.409	2:02.439	71.54	0.716	09:27:06.549
5 -	37.800	55.118	28.836	2:01.754 (3)	71.94	0.031	09:29:08.303
6 -	37.467	55.479	28.777	2:01.723 (1)	71.96		09:31:10.026

P33 45 J		Jake MARSH		Kawasaki NINJA 300 - Zipped Up Racing			
IDEAL LAP TIME : 2:03.973		BEST LAP TIME : 2:05.424		DIFFERENCE : 1.451			
LAP	SECTOR 1	SECTOR 2	SECTOR 3	LAP TIME	MPH	DIFF	TIME OF DAY
1 -	38.877	57.069	29.478	2:05.424 (1)	69.84		09:20:49.821

P34 64 J		Jamie MALIN		Kawasaki NINJA 300 -			
IDEAL LAP TIME : 2:06.537		BEST LAP TIME : 2:06.537		DIFFERENCE : 0.000			
LAP	SECTOR 1	SECTOR 2	SECTOR 3	LAP TIME	MPH	DIFF	TIME OF DAY
1 -	43.678	1:06.747	31.580	2:22.005	61.68	15.468	09:21:00.572
2 -	41.651	1:03.715	31.255	2:16.621	64.11	10.084	09:23:17.193
3 -	40.830	1:00.379	29.948	2:11.157 (3)	66.78	4.620	09:25:28.350
4 -	38.955	1:00.704	30.290	2:09.949 (2)	67.40	3.412	09:27:38.299
5 -	38.400	58.728	29.409	2:06.537 (1)	69.22		09:29:44.836

P35 71 S		Karie HENLY		Kawasaki NINJA 300 - Thomas Racing			
IDEAL LAP TIME : 2:09.443		BEST LAP TIME : 2:09.536		DIFFERENCE : 0.093			
LAP	SECTOR 1	SECTOR 2	SECTOR 3	LAP TIME	MPH	DIFF	TIME OF DAY
1 -	41.409	1:01.307	31.100	2:13.816	65.46	4.280	09:20:57.101
2 -	41.501	1:01.595	31.395	2:14.491	65.13	4.955	09:23:11.592
3 -	42.398	59.763	31.123	2:13.284 (3)	65.72	3.748	09:25:24.876
4 -	41.834	59.584	30.542	2:11.960 (2)	66.38	2.424	09:27:36.836
5 -	40.034	58.867	30.635	2:09.536 (1)	67.62		09:29:46.372

P36 83 S		Simon CHAPPELL		Kawasaki NINJA 300 -			
IDEAL LAP TIME : 2:10.454		BEST LAP TIME : 2:10.906		DIFFERENCE : 0.452			
LAP	SECTOR 1	SECTOR 2	SECTOR 3	LAP TIME	MPH	DIFF	TIME OF DAY
1 -	42.678	1:02.779	30.966	2:16.423	64.21	5.517	09:21:20.439
2 -	42.846	1:01.965	31.185	2:15.996	64.41	5.090	09:23:36.435
3 -	42.067	1:00.388	29.857	2:12.312 (3)	66.20	1.406	09:25:48.747
4 -	40.433	1:00.164	30.309	2:10.906 (1)	66.91		09:27:59.653
5 -	41.098	1:00.215	30.737	2:12.050 (2)	66.33	1.144	09:30:11.703

Weather / Track : Sunny / Dry

Brands Hatch GP
Circuit Length = 2.4332 miles
Start: 09:16 Flag 09:29 End: 09:31

BMCRC - MRO Championships 2021 - Rnd 4 @ Brands Hatch GP

ACU Team Green Junior Cup & Senior 300

QUALIFYING - BEST SECTORS

SECTOR 1			SECTOR 2			SECTOR 3			IDEAL / BEST COMPARISON						
POS	NO	NAME	TIME	NO	NAME	TIME	NO	NAME	TIME	POS	NO	NAME	IDEAL	BEST	DIFF
													PERFECT LAP	1:46.552	
1	50	McMULLAN	32.835	93	HARDIE	48.082	60	DOCHERTY	25.635	1	50	McMULLAN	1:46.603	1:46.973	0.370
2	93	HARDIE	32.864	50	McMULLAN	48.122	50	McMULLAN	25.646	2	60	DOCHERTY	1:46.677	1:47.211	0.534
3	60	DOCHERTY	32.873	60	DOCHERTY	48.169	196	KIRSCH	25.798	3	93	HARDIE	1:46.793	1:46.816	0.023
4	19	O'MARA	32.952	196	KIRSCH	48.586	93	HARDIE	25.847	4	196	KIRSCH	1:47.567	1:48.182	0.615
5	30	MELLOR	33.020	30	MELLOR	48.707	31	MELLOR	25.947	5	30	MELLOR	1:47.845	1:48.307	0.462
6	196	KIRSCH	33.183	77	WHITE	49.069	34	ARBON	26.107	6	34	ARBON	1:48.557	1:48.907	0.350
7	31	MELLOR	33.192	14	SMART-WEEDEN	49.111	30	MELLOR	26.118	7	31	MELLOR	1:48.829	1:49.214	0.385
8	14	SMART-WEEDEN	33.239	34	ARBON	49.155	19	O'MARA	26.184	8	14	SMART-WEEDEN	1:48.835	1:49.273	0.438
9	34	ARBON	33.295	69	HUSKINSON	49.198	77	WHITE	26.361	9	19	O'MARA	1:49.030	1:49.650	0.620
10	77	WHITE	33.781	32	MURRAY	49.261	32	MURRAY	26.364	10	77	WHITE	1:49.211	1:49.357	0.146
11	69	HUSKINSON	33.901	65	BREESE	49.548	81	WALKER	26.381	11	69	HUSKINSON	1:49.922	1:49.922	0.000
12	61	WALKER	34.183	31	MELLOR	49.690	14	SMART-WEEDEN	26.485	12	32	MURRAY	1:49.968	1:50.135	0.167
13	81	WALKER	34.249	19	O'MARA	49.894	61	WALKER	26.522	13	61	WALKER	1:50.673	1:51.391	0.718
14	32	MURRAY	34.343	61	WALKER	49.968	39	PARAPANOS	26.802	14	81	WALKER	1:50.796	1:51.746	0.950
15	113	HARDIE	34.524	113	HARDIE	50.092	69	HUSKINSON	26.823	15	65	BREESE	1:51.011	1:51.165	0.154
16	65	BREESE	34.554	81	WALKER	50.166	113	HARDIE	26.836	16	113	HARDIE	1:51.452	1:51.906	0.454
17	24	STOLTON	34.743	70	WHITE	50.829	65	BREESE	26.909	17	26	BETTRIDGE	1:53.186	1:53.186	0.000
18	70	WHITE	34.910	26	BETTRIDGE	50.976	26	BETTRIDGE	27.218	18	70	WHITE	1:53.276	1:53.348	0.072
19	26	BETTRIDGE	34.992	48	SABBARTON	51.138	400	THURTL	27.482	19	24	STOLTON	1:53.575	1:53.910	0.335
20	87	CLEARY	35.001	24	STOLTON	51.258	48	SABBARTON	27.502	20	48	SABBARTON	1:54.046	1:54.046	0.000
21	18	HIGGINS	35.260	39	PARAPANOS	51.469	87	CLEARY	27.519	21	39	PARAPANOS	1:54.096	1:55.206	1.110
22	48	SABBARTON	35.406	66	SMITH	51.697	70	WHITE	27.537	22	18	HIGGINS	1:54.991	1:55.026	0.035
23	66	SMITH	35.781	18	HIGGINS	51.886	66	SMITH	27.553	23	66	SMITH	1:55.031	1:55.467	0.436
24	400	THURTL	35.788	88	COURT	52.448	24	STOLTON	27.574	24	87	CLEARY	1:55.195	1:55.565	0.370
25	39	PARAPANOS	35.825	400	THURTL	52.639	18	HIGGINS	27.845	25	400	THURTL	1:55.909	1:56.539	0.630
26	10	BRUNSDON	36.034	87	CLEARY	52.675	75	ADEDOTUN	27.943	26	88	COURT	1:57.314	1:57.830	0.516
27	311	WARD	36.336	10	BRUNSDON	53.244	88	COURT	28.084	27	10	BRUNSDON	1:57.489	1:57.489	0.000
28	96	BELIOSSI	36.611	75	ADEDOTUN	53.735	0	BARRETT	28.148	28	75	ADEDOTUN	1:58.653	1:58.653	0.000
29	88	COURT	36.782	0	BARRETT	54.159	10	BRUNSDON	28.211	29	0	BARRETT	1:59.693	2:00.525	0.832
30	75	ADEDOTUN	36.975	99	SCOTT	54.724	99	SCOTT	28.374	30	96	BELIOSSI	2:00.091	2:00.247	0.156
31	57	BUCKHAM	37.368	96	BELIOSSI	54.914	96	BELIOSSI	28.566	31	99	SCOTT	2:00.804	2:01.095	0.291
32	0	BARRETT	37.386	57	BUCKHAM	55.083	57	BUCKHAM	28.777	32	57	BUCKHAM	2:01.228	2:01.723	0.495
33	45	MARSH	37.426	45	MARSH	57.069	64	MALIN	29.409	33	45	MARSH	2:03.973	2:05.424	1.451
34	99	SCOTT	37.706	64	MALIN	58.728	45	MARSH	29.478	34	64	MALIN	2:06.537	2:06.537	0.000
35	64	MALIN	38.400	71	HENLY	58.867	83	CHAPPELL	29.857	35	71	HENLY	2:09.443	2:09.536	0.093
36	71	HENLY	40.034	83	CHAPPELL	1:00.164	71	HENLY	30.542	36	83	CHAPPELL	2:10.454	2:10.906	0.452
37	83	CHAPPELL	40.433				311	WARD	31.157						

Weather / Track : Sunny / Dry

Brands Hatch GP

Circuit Length = 2.4332 miles

Start: 09:16 Flag 09:29 End: 09:31

Results can be found at www.tsl-timing.com

Printed - 09:58 Saturday, 17 July 2021

BMCRC - MRO Championships 2021 - Rnd 4 @ Brands Hatch GP

ACU Team Green Junior Cup & Senior 300

QUALIFYING - STATISTICS

Competitors Started 37
Planned Start 2021-07-17 @ 09:17:00.000
Actual Start 2021-07-17 @ 09:16:43.750
Finish Time 2021-07-17 @ 09:29:38.702
Track Length 2.4332mi.
Total Laps 217
Total Distance Covered 528.0238mi.

Session Fastest Lap History

NO	CL	NAME	LAP TIME	TIME OF DAY	LAP	VEHICLE
77	J	Joe WHITE	1:51.502	09:19:59.924	1	Kawasaki NINJA 300
93	J	Mikey HARDIE	1:49.479	09:20:00.809	1	Kawasaki NINJA 400
31	J	Dylan MELLOR	1:49.214	09:21:56.251	2	Kawasaki NINJA 300
50	J	Fred McMULLAN	1:48.674	09:22:05.149	2	Kawasaki NINJA 300
93	J	Mikey HARDIE	1:47.746	09:23:38.042	3	Kawasaki NINJA 400
93	J	Mikey HARDIE	1:46.816	09:29:01.319	6	Kawasaki NINJA 400

Flag History

TYPE	TIME OF DAY
GREEN	09:16:43.750
FINISH	09:29:38.702

Flag Statistics

TYPE	COUNT	TOTAL LAPS	TOTAL TIME
Green	1	7	14:56.598
Red	0	0	0.000
Safety Car	0	0	0.000
FCY	0	0	0.000

BMCRC - MRO Championships 2021 - Rnd 4 @ Brands Hatch GP

ACU Team Green Junior Cup & Senior 300

QUALIFYING - STATISTICS

CLASS : J

15 Starters

Fastest Lap History

NO	NAME	LAP TIME	TIME OF DAY	LAP	VEHICLE
77	Joe WHITE	1:51.502	09:19:59.924	1	Kawasaki NINJA 300
93	Mikey HARDIE	1:49.479	09:20:00.809	1	Kawasaki NINJA 400
31	Dylan MELLOR	1:49.214	09:21:56.251	2	Kawasaki NINJA 300
50	Fred McMULLAN	1:48.674	09:22:05.149	2	Kawasaki NINJA 300
93	Mikey HARDIE	1:47.746	09:23:38.042	3	Kawasaki NINJA 400
93	Mikey HARDIE	1:46.816	09:29:01.319	6	Kawasaki NINJA 400

Weather / Track : Sunny / Dry

Results can be found at www.tsl-timing.com

Page 2 of 3

Brands Hatch GP
Circuit Length = 2.4332 miles
Start: 09:16 Flag 09:29 End: 09:31

Printed - 09:58 Saturday, 17 July 2021

BMCRC - MRO Championships 2021 - Rnd 4 @ Brands Hatch GP

ACU Team Green Junior Cup & Senior 300

QUALIFYING - STATISTICS

CLASS : S

21 Starters

Fastest Lap History

NO	NAME	LAP TIME	TIME OF DAY	LAP	VEHICLE
113	Graeme HARDIE	1:54.079	09:20:07.502	1	Kawasaki NINJA 400
113	Graeme HARDIE	1:53.051	09:22:00.554	2	Kawasaki NINJA 400
69	Danny HUSKINSON	1:52.012	09:22:05.675	2	Kawasaki NINJA 300
32	Conor MURRAY	1:51.997	09:22:06.023	2	Kawasaki NINJA 300
32	Conor MURRAY	1:51.222	09:23:57.244	3	Kawasaki NINJA 300
69	Danny HUSKINSON	1:51.030	09:25:52.771	4	Kawasaki NINJA 300
32	Conor MURRAY	1:50.135	09:27:38.623	5	Kawasaki NINJA 300
69	Danny HUSKINSON	1:49.922	09:31:24.950	7	Kawasaki NINJA 300

Weather / Track : Sunny / Dry

Results can be found at www.tsl-timing.com

Page 3 of 3

Brands Hatch GP
Circuit Length = 2.4332 miles
Start: 09:16 Flag 09:29 End: 09:31

Printed - 09:58 Saturday, 17 July 2021

BMCRC - MRO Championships 2021 - Rnd 4 @ Brands Hatch GP



ACU Team Green Junior Cup & Senior 300

RACE 1 - GRID (6 Laps)

Kawasaki

ROW 13	39		38	58	Matthew WOOD	37	311	Nathan-Ellis WARD				
ROW 12	36	2:10.906	83	Simon CHAPPELL	35	2:09.536	71	Karie HENLY	34	2:06.537	64	Jamie MALIN
ROW 11	33	2:05.424	45	Jake MARSH	32	2:01.723	57	Richard BUCKHAM	31	2:01.095	99	Ben SCOTT
ROW 10	30	2:00.525	0	Tom BARRETT	29	2:00.247	96	Giovanni BELIOSSI	28	1:58.653	75	Jonathan ADEDOTUN
ROW 9	27	1:57.830	88	David COURT	26	1:57.489	10	Mike BRUNSDON	25	1:56.539	400	Stuart THURTLIE
ROW 8	24	1:55.565	87	James CLEARY	23	1:55.467	66	Mark SMITH	22	1:55.206	39	Peter PARAPANOS
ROW 7	21	1:55.026	18	George HIGGINS	20	1:54.046	48	Kevin SABBARTON	19	1:53.910	24	Darren STOLTON
ROW 6	18	1:53.348	70	Justin WHITE	17	1:53.186	26	Nicholas BETTRIDGE	16	1:51.906	113	Graeme HARDIE
ROW 5	15	1:51.746	81	Keo WALKER	14	1:51.391	61	Kathryn WALKER	13	1:51.165	65	Konrad BREESE
ROW 4	12	1:50.135	32	Conor MURRAY	11	1:49.922	69	Danny HUSKINSON	10	1:49.650	19	James O'MARA
ROW 3	9	1:49.357	77	Joe WHITE	8	1:49.273	14	Finn SMART-WEEDEN	7	1:49.214	31	Dylan MELLOR
ROW 2	6	1:48.907	34	Oliver ARBON	5	1:48.307	30	Owen MELLOR	4	1:48.182	196	Jack KIRSCH
ROW 1	3	1:47.211	60	Lennon DOCHERTY	2	1:46.973	50	Fred McMULLAN	1	1:46.816	93	Mikey HARDIE
Pole												

Brands Hatch GP

Circuit Length = 2.4332 miles

These results are provisional until the conclusion of any judicial and technical matters.

Clerk Of Course :	Stewards :	Timekeeper : Craig Smith
-------------------	------------	--------------------------

Results can be found at www.tsl-timing.com

Printed - 10:02 Saturday, 17 July 2021



BMCRC - MRO Championships 2021 - Rnd 4 @ Brands Hatch GP



ACU Team Green Junior Cup & Senior 300

RACE 1 - CLASSIFICATION

Kawasaki

POS	NO	CL	PIC NAME	ENTRY	LAPS	TIME	GAP	DIFF	MPH	BEST	ON
1	93	J	1 Mikey HARDIE	Kawasaki NINJA 400 - 113 Events Ltd	6	10:47.252			81.20	1:46.762	3
2	50	J	2 Fred McMULLAN	Kawasaki NINJA 300 - Orwell motorcycles Ipswich	6	10:47.308	0.056	0.056	81.19	1:46.401	2
3	60	J	3 Lennon DOCHERTY	Kawasaki NINJA 300 - Doc Fit Training	6	10:47.367	0.115	0.059	81.18	1:46.395	4
4	31	J	4 Dylan MELLOR	Kawasaki NINJA 300 - Team Mellor Racing	6	10:57.409	10.157	10.042	79.94	1:47.417	2
5	196	J	5 Jack KIRSCH	Kawasaki NINJA 400 - Core Formwork	6	10:57.680	10.428	0.271	79.91	1:47.381	2
6	30	J	6 Owen MELLOR	Kawasaki NINJA 300 - Team Mellor Racing	6	10:57.835	10.583	0.155	79.89	1:47.422	2
7	14	J	7 Finn SMART-WEEDEN	Kawasaki NINJA 400 - Mum and Dad	6	10:57.920	10.668	0.085	79.88	1:47.783	2
8	81	J	8 Keo WALKER	Kawasaki NINJA300 - Martin Wight Electrical	6	11:12.824	25.572	14.904	78.11	1:50.066	2
9	69	S	1 Danny HUSKINSON	Kawasaki NINJA 300 - art of racing	6	11:12.999	25.747	0.175	78.09	1:50.725	2
10	32	S	2 Conor MURRAY	Kawasaki NINJA 300 -	6	11:13.384	26.132	0.385	78.05	1:49.857	2
11	65	S	3 Konrad BREESE	Kawasaki NINJA 300 - STIHL Racing	6	11:13.569	26.317	0.185	78.03	1:50.043	2
12	19	J	9 James O'MARA	Kawasaki NINJA 300 - BRP Machining Ltd	6	11:13.656	26.404	0.087	78.02	1:49.923	2
13	61	S	4 Kathryn WALKER	Kawasaki NINJA - Think Bike Gear & AutoSmart Pr	6	11:13.725	26.473	0.069	78.01	1:50.382	2
14	113	S	5 Graeme HARDIE	Kawasaki NINJA 400 - 113 Events Ltd	6	11:13.753	26.501	0.028	78.00	1:50.440	2
15	26	S	6 Nicholas BETTRIDGE	Kawasaki NINJA - Weald builders	6	11:30.921	43.669	17.168	76.07	1:53.649	3
16	48	S	7 Kevin SABBARTON	Kawasaki NINJA 300 -	6	11:31.225	43.973	0.304	76.03	1:52.908	3
17	70	S	8 Justin WHITE	Kawasaki NINJA 300 - Just In Graphics	6	11:31.590	44.338	0.365	75.99	1:53.014	2
18	87	J	10 James CLEARY	Kawasaki NINJA 300 - Mum and Dad	6	11:32.540	45.288	0.950	75.89	1:52.976	3
19	400	S	9 Stuart THURTL	Kawasaki NINJA 400 - TeamTortoise Racing	6	11:40.127	52.875	7.587	75.07	1:54.677	5
20	66	S	10 Mark SMITH	Kawasaki NINJA 300 - MHP EXHAUST S	6	11:40.810	53.558	0.683	74.99	1:54.864	2
21	88	S	11 David COURT	Kawasaki NINJA 300 -	6	11:48.063	1:00.811	7.253	74.22	1:55.291	4
22	10	S	12 Mike BRUNSDON	Kawasaki NINJA 300 - CF Fairford	6	11:56.243	1:08.991	8.180	73.38	1:57.247	3
23	75	S	13 Jonathan ADEDOTUN	Kawasaki NINJA 300 -	6	11:57.203	1:09.951	0.960	73.28	1:57.514	3
24	0	S	14 Tom BARRETT	Kawasaki NINJA 400 - The Two Stroke Workshop	6	11:57.728	1:10.476	0.525	73.22	1:57.209	3
25	18	J	11 George HIGGINS	Kawasaki NINJA 300 - Aztec Racing	6	11:58.606	1:11.354	0.878	73.14	1:56.520	6
26	45	J	12 Jake MARSH	Kawasaki NINJA 300 - Zipped Up Racing	6	11:59.339	1:12.087	0.733	73.06	1:56.445	6
27	96	S	15 Giovanni BELIOSSI	Kawasaki NINJA 300 - ASR Accident Storage Reco	6	12:07.468	1:20.216	8.129	72.24	1:58.426	6
28	57	S	16 Richard BUCKHAM	Kawasaki NINJA 300 -	6	12:13.629	1:26.377	6.161	71.64	2:00.177	3
29	83	S	17 Simon CHAPPELL	Kawasaki NINJA 300 -	6	12:25.990	1:38.738	12.361	70.45	1:59.710	5
30	99	S	18 Ben SCOTT	Kawasaki NINJA 300 - GI Landscapes (UK) Ltd	6	12:27.970	1:40.718	1.980	70.26	2:02.201	3
31	311	12s	1 Nathan-Ellis WARD	Kawasaki NINJA 300 - Zipped up racing	5	10:55.001	1 Lap	1 Lap	66.86	2:06.185	5

NOT CLASSIFIED

DNF	64	J	Jamie MALIN	Kawasaki NINJA 300 -	4	8:54.152	2 Laps	1 Lap	65.59	2:09.454	2
DNF	71	S	Karie HENLY	Kawasaki NINJA 300 - Thomas Racing	1	2:20.442	5 Laps	3 Laps	62.37	2:20.442	1
DNF	24	S	Darren STOLTON	Kawasaki NINJA 300 -	0						

FASTEST LAP

	60	J	Lennon DOCHERTY	Kawasaki NINJA 300 - Doc Fit Training	4	1:46.395		82.33 mph		132.50 kph	
	32	S	Conor MURRAY	Kawasaki NINJA 300 -	2	1:49.857		79.73 mph		128.32 kph	
	311	12s	Nathan-Ellis WARD	Kawasaki NINJA 300 - Zipped up racing	5	2:06.185		69.42 mph		111.72 kph	

Class J - 92.5% of Race Speed = 75.11 mph
 Class S - 92.5% of Race Speed = 72.23 mph
 Class 12s - 92.5% of Race Speed = 61.84 mph

Brands Hatch GP: 2.4332 miles
 Race Distance: 6 Laps / 14.59 miles
 Start: 15:48 Flag 15:59 End: 16:01

Weather / Track : Sunny / Dry

These results are provisional until the conclusion of any judicial and technical matters.

Clerk Of Course :	Stewards :	Timekeeper : Craig Smith
-------------------	------------	--------------------------

Results can be found at www.tsl-timing.com

Printed - 16:01 Saturday, 17 July 2021



BMCRC - MRO Championships 2021 - Rnd 4 @ Brands Hatch GP

ACU Team Green Junior Cup & Senior 300

RACE 1 - LAP CHART

LAP 1 @ 15:50:52.330		
NO	BEHIND	LAP TIME

93		1:52.875
60	0.429	1:53.304
50	0.459	1:53.334
14	1.849	1:54.724
196	2.024	1:54.899
31	2.167	1:55.042
30	2.316	1:55.191
69	3.509	1:56.384
81	5.110	1:57.985
19	5.507	1:58.382
32	5.810	1:58.685
65	6.082	1:58.957
61	6.227	1:59.102
113	7.465	2:00.340
26	7.608	2:00.483
87	9.690	2:02.565
48	10.062	2:02.937
70	10.160	2:03.035
66	11.167	2:04.042
400	11.513	2:04.388
75	14.178	2:07.053
88	14.731	2:07.606
18	14.918	2:07.793
10	15.149	2:08.024
0	15.341	2:08.216
45	16.742	2:09.617
57	17.440	2:10.315
96	17.950	2:10.825
99	20.364	2:13.239
311	20.667	2:13.542
83	21.002	2:13.877
64	25.041	2:17.916
71	27.567	2:20.442

LAP 2 @ 15:52:39.107		
NO	BEHIND	LAP TIME

93		1:46.777
50	0.083	1:46.401
60	0.507	1:46.855
196	2.628	1:47.381
31	2.807	1:47.417
14	2.855	1:47.783
30	2.961	1:47.422
69	7.457	1:50.725
81	8.399	1:50.066
19	8.653	1:49.923
32	8.890	1:49.857
65	9.348	1:50.043
61	9.832	1:50.382
113	11.128	1:50.440
26	14.718	1:53.887
87	16.014	1:53.101
48	16.224	1:52.939
70	16.397	1:53.014
66	19.254	1:54.864
400	19.692	1:54.956
88	24.641	1:56.687
75	25.387	1:57.986
10	25.873	1:57.501
0	26.209	1:57.645
45	29.108	1:59.143
57	30.942	2:00.279

96	31.614	2:00.441
18	31.721	2:03.580
99	36.983	2:03.396
83	39.425	2:05.200
311	47.538	2:13.648
64	47.718	2:09.454

LAP 3 @ 15:54:25.869		
NO	BEHIND	LAP TIME

93		1:46.762
50	0.209	1:46.888
60	0.456	1:46.711
31	4.486	1:48.441
196	4.540	1:48.674
30	4.990	1:48.791
14	5.191	1:49.098
69	12.247	1:51.552
81	12.578	1:50.941
19	12.673	1:50.782
32	12.782	1:50.654
65	12.902	1:50.316
61	13.724	1:50.654
113	15.343	1:50.977
26	21.605	1:53.649
87	22.228	1:52.976
48	22.370	1:52.908
70	22.802	1:53.167
66	27.761	1:55.269
400	27.771	1:54.841
88	33.934	1:56.055
75	36.139	1:57.514
10	36.358	1:57.247
0	36.656	1:57.209
45	41.632	1:59.286
18	42.080	1:57.121
57	44.357	2:00.177
96	44.457	1:59.605
99	52.422	2:02.201
83	55.190	2:02.527
311	1:13.268	2:12.492
64	1:14.388	2:13.432

LAP 4 @ 15:56:12.669		
NO	BEHIND	LAP TIME

93		1:46.800
60	0.051	1:46.395
50	0.112	1:46.703
196	6.661	1:48.921
30	6.758	1:48.568
31	6.785	1:49.099
14	7.082	1:48.691
81	17.092	1:51.314
69	17.227	1:51.780
19	17.334	1:51.461
32	17.388	1:51.406
65	17.427	1:51.325
61	17.504	1:50.580
113	19.369	1:50.826
87	30.056	1:54.628
26	30.143	1:55.338
48	30.252	1:54.682
70	30.844	1:54.842
400	35.863	1:54.892
66	36.788	1:55.827

88	42.425	1:55.291
75	47.344	1:58.005
10	47.532	1:57.974
0	48.120	1:58.264
18	52.219	1:56.939
45	52.753	1:57.921
96	57.331	1:59.674
57	58.499	2:00.942
99	1:08.530	2:02.908
83	1:11.291	2:02.901
311	1:35.602	2:09.134
64	1:40.938	2:13.350

LAP 5 @ 15:57:59.564		
NO	BEHIND	LAP TIME

60		1:46.844
93	0.065	1:46.960
50	0.311	1:47.094
196	8.598	1:48.832
31	8.687	1:48.797
30	8.773	1:48.910
14	9.094	1:48.907
81	21.825	1:51.628
19	21.949	1:51.510
69	22.074	1:51.742
65	22.190	1:51.658
32	22.209	1:51.716
61	22.334	1:51.725
113	23.045	1:50.571
26	36.914	1:53.666
48	37.092	1:53.735
70	37.406	1:53.457
87	37.779	1:54.618
400	43.645	1:54.677
66	45.279	1:55.386
88	52.057	1:56.527
10	58.548	1:57.911
75	59.067	1:58.618
0	59.168	1:57.943
18	1:01.977	1:56.653
45	1:02.785	1:56.927
96	1:08.933	1:58.497
57	1:12.439	2:00.835
99	1:24.012	2:02.377
83	1:24.106	1:59.710

LAP 6 @ 15:59:46.707		
NO	BEHIND	LAP TIME

93		1:47.078
50	0.056	1:46.888
60	0.115	1:47.258
311	1 Lap	2:06.185
31	10.157	1:48.613
196	10.428	1:48.973
30	10.583	1:48.953
14	10.668	1:48.717
81	25.572	1:50.890
69	25.747	1:50.816
32	26.132	1:51.066
65	26.317	1:51.270
19	26.404	1:51.598
61	26.473	1:51.282
113	26.501	1:50.599
26	43.669	1:53.898

48	43.973	1:54.024
70	44.338	1:54.075
87	45.288	1:54.652
400	52.875	1:56.373
66	53.558	1:55.422
88	1:00.811	1:55.897
10	1:08.991	1:57.586
75	1:09.951	1:58.027
0	1:10.476	1:58.451
18	1:11.354	1:56.520
45	1:12.087	1:56.445
96	1:20.216	1:58.426
57	1:26.377	2:01.081
83	1:38.738	2:01.775
99	1:40.718	2:03.849

Weather / Track : Sunny / Dry

Results can be found at www.tsl-timing.com

Brands Hatch GP

Circuit Length = 2.4332 miles

Start: 15:48 Flag 15:59 End: 16:01

Printed - 16:02 Saturday, 17 July 2021

BMCRC - MRO Championships 2021 - Rnd 4 @ Brands Hatch GP

ACU Team Green Junior Cup & Senior 300

RACE 1 - SECTOR ANALYSIS



SECTOR 1 = FL to I1, SECTOR 2 = I1 to I2, SECTOR 3 = I2 to FL, DIFF = Difference To Personal Best Lap, P = Crossed Finish Line in Pit Lane, D = Time Disallowed

P1 93 J		Mikey HARDIE		Kawasaki NINJA 400 - 113 Events Ltd			
IDEAL LAP TIME : 1:46.477		BEST LAP TIME : 1:46.762		DIFFERENCE : 0.285			
LAP	SECTOR 1	SECTOR 2	SECTOR 3	LAP TIME	MPH	DIFF	TIME OF DAY
1 -		48.571	25.811	1:52.875	77.60	6.113	15:50:52.330
2 -	32.878	48.077	25.822	1:46.777 (2)	82.03	0.015	15:52:39.107
3 -	32.863	48.165	25.734	1:46.762 (1)	82.05		15:54:25.869
4 -	32.899	48.059	25.842	1:46.800 (3)	82.02	0.038	15:56:12.669
5 -	32.707	48.172	26.081	1:46.960	81.89	0.198	15:57:59.629
6 -	32.740	48.627	25.711	1:47.078	81.80	0.316	15:59:46.707

P2 50 J		Fred McMULLAN		Kawasaki NINJA 300 - Orwell motorcycles Ipswich			
IDEAL LAP TIME : 1:46.299		BEST LAP TIME : 1:46.401		DIFFERENCE : 0.102			
LAP	SECTOR 1	SECTOR 2	SECTOR 3	LAP TIME	MPH	DIFF	TIME OF DAY
1 -		48.388	26.151	1:53.334	77.29	6.933	15:50:52.789
2 -	32.787	47.877	25.737	1:46.401 (1)	82.32		15:52:39.190
3 -	32.938	48.131	25.819	1:46.888 (3)	81.95	0.487	15:54:26.078
4 -	32.883	47.993	25.827	1:46.703 (2)	82.09	0.302	15:56:12.781
5 -	33.120	48.026	25.948	1:47.094	81.79	0.693	15:57:59.875
6 -	33.224	48.029	25.635	1:46.888 (3)	81.95	0.487	15:59:46.763

P3 60 J		Lennon DOCHERTY		Kawasaki NINJA 300 - Doc Fit Training			
IDEAL LAP TIME : 1:46.182		BEST LAP TIME : 1:46.395		DIFFERENCE : 0.213			
LAP	SECTOR 1	SECTOR 2	SECTOR 3	LAP TIME	MPH	DIFF	TIME OF DAY
1 -		48.556	25.843	1:53.304	77.31	6.909	15:50:52.759
2 -	32.909	48.519	25.427	1:46.855	81.97	0.460	15:52:39.614
3 -	32.602	48.276	25.833	1:46.711 (2)	82.08	0.316	15:54:26.325
4 -	32.716	48.153	25.526	1:46.395 (1)	82.33		15:56:12.720
5 -	32.848	48.184	25.812	1:46.844 (3)	81.98	0.449	15:57:59.564
6 -	32.711	49.036	25.511	1:47.258	81.67	0.863	15:59:46.822

P4 31 J		Dylan MELLOR		Kawasaki NINJA 300 - Team Mellor Racing			
IDEAL LAP TIME : 1:47.391		BEST LAP TIME : 1:47.417		DIFFERENCE : 0.026			
LAP	SECTOR 1	SECTOR 2	SECTOR 3	LAP TIME	MPH	DIFF	TIME OF DAY
1 -		49.134	25.788	1:55.042	76.14	7.625	15:50:54.497
2 -	33.116	48.610	25.691	1:47.417 (1)	81.54		15:52:41.914
3 -	33.222	48.947	26.272	1:48.441 (2)	80.77	1.024	15:54:30.355
4 -	33.426	49.360	26.313	1:49.099	80.29	1.682	15:56:19.454
5 -	33.314	49.191	26.292	1:48.797	80.51	1.380	15:58:08.251
6 -	33.090	49.363	26.160	1:48.613 (3)	80.65	1.196	15:59:56.864

P5 196 J		Jack KIRSCH		Kawasaki NINJA 400 - Core Formwork			
IDEAL LAP TIME : 1:47.199		BEST LAP TIME : 1:47.381		DIFFERENCE : 0.182			
LAP	SECTOR 1	SECTOR 2	SECTOR 3	LAP TIME	MPH	DIFF	TIME OF DAY
1 -		49.062	26.139	1:54.899	76.23	7.518	15:50:54.354
2 -	32.967	48.328	26.086	1:47.381 (1)	81.57		15:52:41.735
3 -	33.303	49.467	25.904	1:48.674 (2)	80.60	1.293	15:54:30.409
4 -	33.265	49.550	26.106	1:48.921	80.42	1.540	15:56:19.330
5 -	33.351	49.135	26.346	1:48.832 (3)	80.48	1.451	15:58:08.162
6 -	33.385	49.207	26.381	1:48.973	80.38	1.592	15:59:57.135

Weather / Track : Sunny / Dry

Brands Hatch GP
Circuit Length = 2.4332 miles
Start: 15:48 Flag 15:59 End: 16:01

BMCRC - MRO Championships 2021 - Rnd 4 @ Brands Hatch GP

ACU Team Green Junior Cup & Senior 300

RACE 1 - SECTOR ANALYSIS



SECTOR 1 = FL to I1, SECTOR 2 = I1 to I2, SECTOR 3 = I2 to FL, DIFF = Difference To Personal Best Lap, P = Crossed Finish Line in Pit Lane, D = Time Disallowed

P6 30 J Owen MELLOR		Kawasaki NINJA 300 - Team Mellor Racing					
IDEAL LAP TIME : 1:47.305		BEST LAP TIME : 1:47.422		DIFFERENCE : 0.117			
LAP	SECTOR 1	SECTOR 2	SECTOR 3	LAP TIME	MPH	DIFF	TIME OF DAY
1 -		49.951	25.768	1:55.191	76.04	7.769	15:50:54.646
2 -	33.283	48.493	25.646	1:47.422 (1)	81.54		15:52:42.068
3 -	33.166	49.790	25.835	1:48.791 (3)	80.51	1.369	15:54:30.859
4 -	33.281	49.242	26.045	1:48.568 (2)	80.68	1.146	15:56:19.427
5 -	33.525	49.301	26.084	1:48.910	80.43	1.488	15:58:08.337
6 -	33.381	49.181	26.391	1:48.953	80.40	1.531	15:59:57.290

P7 14 J Finn SMART-WEEDEN		Kawasaki NINJA 400 - Mum and Dad					
IDEAL LAP TIME : 1:47.570		BEST LAP TIME : 1:47.783		DIFFERENCE : 0.213			
LAP	SECTOR 1	SECTOR 2	SECTOR 3	LAP TIME	MPH	DIFF	TIME OF DAY
1 -		48.753	26.715	1:54.724	76.35	6.941	15:50:54.179
2 -	32.873	48.763	26.147	1:47.783 (1)	81.27		15:52:41.962
3 -	33.435	49.719	25.944	1:49.098	80.29	1.315	15:54:31.060
4 -	33.157	49.233	26.301	1:48.691 (2)	80.59	0.908	15:56:19.751
5 -	33.448	49.290	26.169	1:48.907	80.43	1.124	15:58:08.658
6 -	33.199	49.269	26.249	1:48.717 (3)	80.57	0.934	15:59:57.375

P8 81 J Keo WALKER		Kawasaki NINJA300 - Martin Wight Electrical					
IDEAL LAP TIME : 1:50.066		BEST LAP TIME : 1:50.066		DIFFERENCE : 0.000			
LAP	SECTOR 1	SECTOR 2	SECTOR 3	LAP TIME	MPH	DIFF	TIME OF DAY
1 -		50.082	26.817	1:57.985	74.24	7.919	15:50:57.440
2 -	33.771	49.618	26.677	1:50.066 (1)	79.58		15:52:47.506
3 -	33.834	50.049	27.058	1:50.941 (3)	78.95	0.875	15:54:38.447
4 -	33.879	50.337	27.098	1:51.314	78.69	1.248	15:56:29.761
5 -	33.979	50.552	27.097	1:51.628	78.47	1.562	15:58:21.389
6 -	33.900	50.025	26.965	1:50.890 (2)	78.99	0.824	16:00:12.279

P9 69 S Danny HUSKINSON		Kawasaki NINJA 300 - art of racing					
IDEAL LAP TIME : 1:49.547		BEST LAP TIME : 1:50.725		DIFFERENCE : 1.178			
LAP	SECTOR 1	SECTOR 2	SECTOR 3	LAP TIME	MPH	DIFF	TIME OF DAY
1 -		48.937	26.647	1:56.384	75.26	5.659	15:50:55.839
2 -	33.963	49.749	27.013	1:50.725 (1)	79.11		15:52:46.564
3 -	34.101	50.199	27.252	1:51.552 (3)	78.52	0.827	15:54:38.116
4 -	34.590	49.953	27.237	1:51.780	78.36	1.055	15:56:29.896
5 -	34.266	50.201	27.275	1:51.742	78.39	1.017	15:58:21.638
6 -	34.169	49.764	26.883	1:50.816 (2)	79.04	0.091	16:00:12.454

P10 32 S Conor MURRAY		Kawasaki NINJA 300 -					
IDEAL LAP TIME : 1:49.831		BEST LAP TIME : 1:49.857		DIFFERENCE : 0.026			
LAP	SECTOR 1	SECTOR 2	SECTOR 3	LAP TIME	MPH	DIFF	TIME OF DAY
1 -		50.066	26.892	1:58.685	73.80	8.828	15:50:58.140
2 -	33.792	49.280	26.785	1:49.857 (1)	79.73		15:52:47.997
3 -	33.856	50.039	26.759	1:50.654 (2)	79.16	0.797	15:54:38.651
4 -	34.237	50.161	27.008	1:51.406	78.62	1.549	15:56:30.057
5 -	35.314	49.541	26.861	1:51.716	78.41	1.859	15:58:21.773
6 -	34.408	49.515	27.143	1:51.066 (3)	78.87	1.209	16:00:12.839

BMCRC - MRO Championships 2021 - Rnd 4 @ Brands Hatch GP

ACU Team Green Junior Cup & Senior 300

RACE 1 - SECTOR ANALYSIS



SECTOR 1 = FL to I1, SECTOR 2 = I1 to I2, SECTOR 3 = I2 to FL, DIFF = Difference To Personal Best Lap, P = Crossed Finish Line in Pit Lane, D = Time Disallowed

P11 65 S		Konrad BREESE		Kawasaki NINJA 300 - STIHL Racing			
IDEAL LAP TIME : 1:49.908		BEST LAP TIME : 1:50.043		DIFFERENCE : 0.135			
LAP	SECTOR 1	SECTOR 2	SECTOR 3	LAP TIME	MPH	DIFF	TIME OF DAY
1 -		50.258	26.699	1:58.957	73.63	8.914	15:50:58.412
2 -	34.245	49.469	26.329	1:50.043 (1)	79.60		15:52:48.455
3 -	34.110	49.768	26.438	1:50.316 (2)	79.40	0.273	15:54:38.771
4 -	34.904	49.732	26.689	1:51.325	78.68	1.282	15:56:30.096
5 -	35.113	49.797	26.748	1:51.658	78.45	1.615	15:58:21.754
6 -	34.390	49.762	27.118	1:51.270 (3)	78.72	1.227	16:00:13.024

P12 19 J		James O'MARA		Kawasaki NINJA 300 - BRP Machining Ltd			
IDEAL LAP TIME : 1:49.923		BEST LAP TIME : 1:49.923		DIFFERENCE : 0.000			
LAP	SECTOR 1	SECTOR 2	SECTOR 3	LAP TIME	MPH	DIFF	TIME OF DAY
1 -		49.842	27.013	1:58.382	73.99	8.459	15:50:57.837
2 -	33.816	49.501	26.606	1:49.923 (1)	79.69		15:52:47.760
3 -	33.953	50.006	26.823	1:50.782 (2)	79.07	0.859	15:54:38.542
4 -	34.383	50.306	26.772	1:51.461 (3)	78.59	1.538	15:56:30.003
5 -	34.476	50.210	26.824	1:51.510	78.55	1.587	15:58:21.513
6 -	34.402	50.264	26.932	1:51.598	78.49	1.675	16:00:13.111

P13 61 S		Kathryn WALKER		Kawasaki NINJA - Think Bike Gear & AutoSmart Preston			
IDEAL LAP TIME : 1:49.925		BEST LAP TIME : 1:50.382		DIFFERENCE : 0.457			
LAP	SECTOR 1	SECTOR 2	SECTOR 3	LAP TIME	MPH	DIFF	TIME OF DAY
1 -		50.246	26.554	1:59.102	73.54	8.720	15:50:58.557
2 -	34.471	49.495	26.416	1:50.382 (1)	79.35		15:52:48.939
3 -	34.135	50.224	26.295	1:50.654 (3)	79.16	0.272	15:54:39.593
4 -	34.271	49.947	26.362	1:50.580 (2)	79.21	0.198	15:56:30.173
5 -	35.302	49.830	26.593	1:51.725	78.40	1.343	15:58:21.898
6 -	34.651	50.076	26.555	1:51.282	78.71	0.900	16:00:13.180

P14 113 S		Graeme HARDIE		Kawasaki NINJA 400 - 113 Events Ltd			
IDEAL LAP TIME : 1:50.123		BEST LAP TIME : 1:50.440		DIFFERENCE : 0.317			
LAP	SECTOR 1	SECTOR 2	SECTOR 3	LAP TIME	MPH	DIFF	TIME OF DAY
1 -		50.149	26.838	2:00.340	72.79	9.900	15:50:59.795
2 -	34.506	49.503	26.431	1:50.440 (1)	79.31		15:52:50.235
3 -	34.564	49.875	26.538	1:50.977	78.93	0.537	15:54:41.212
4 -	34.496	49.822	26.508	1:50.826	79.04	0.386	15:56:32.038
5 -	34.529	49.509	26.533	1:50.571 (2)	79.22	0.131	15:58:22.609
6 -	34.189	49.827	26.583	1:50.599 (3)	79.20	0.159	16:00:13.208

P15 26 S		Nicholas BETTRIDGE		Kawasaki NINJA - Weald builders			
IDEAL LAP TIME : 1:52.698		BEST LAP TIME : 1:53.649		DIFFERENCE : 0.951			
LAP	SECTOR 1	SECTOR 2	SECTOR 3	LAP TIME	MPH	DIFF	TIME OF DAY
1 -		50.547	27.293	2:00.483	72.70	6.834	15:50:59.938
2 -	35.161	51.039	27.687	1:53.887 (3)	76.91	0.238	15:52:53.825
3 -	35.101	51.198	27.350	1:53.649 (1)	77.07		15:54:47.474
4 -	35.302	52.738	27.298	1:55.338	75.94	1.689	15:56:42.812
5 -	34.865	51.262	27.539	1:53.666 (2)	77.06	0.017	15:58:36.478
6 -	35.067	51.545	27.286	1:53.898	76.90	0.249	16:00:30.376

BMCRC - MRO Championships 2021 - Rnd 4 @ Brands Hatch GP

ACU Team Green Junior Cup & Senior 300

RACE 1 - SECTOR ANALYSIS



SECTOR 1 = FL to I1, SECTOR 2 = I1 to I2, SECTOR 3 = I2 to FL, DIFF = Difference To Personal Best Lap, P = Crossed Finish Line in Pit Lane, D = Time Disallowed

P16 48 S		Kevin SABBARTON		Kawasaki NINJA 300 -			
IDEAL LAP TIME : 1:52.592		BEST LAP TIME : 1:52.908		DIFFERENCE : 0.316			
LAP	SECTOR 1	SECTOR 2	SECTOR 3	LAP TIME	MPH	DIFF	TIME OF DAY
1 -		51.776	27.432	2:02.937	71.25	10.029	15:51:02.392
2 -	34.966	50.631	27.342	1:52.939 (2)	77.56	0.031	15:52:55.331
3 -	35.282	50.593	27.033	1:52.908 (1)	77.58		15:54:48.239
4 -	34.974	52.503	27.205	1:54.682	76.38	1.774	15:56:42.921
5 -	35.205	51.096	27.434	1:53.735 (3)	77.01	0.827	15:58:36.656
6 -	35.804	50.965	27.255	1:54.024	76.82	1.116	16:00:30.680

P17 70 S		Justin WHITE		Kawasaki NINJA 300 - Just In Graphics			
IDEAL LAP TIME : 1:52.678		BEST LAP TIME : 1:53.014		DIFFERENCE : 0.336			
LAP	SECTOR 1	SECTOR 2	SECTOR 3	LAP TIME	MPH	DIFF	TIME OF DAY
1 -		51.697	27.804	2:03.035	71.19	10.021	15:51:02.490
2 -	35.209	50.459	27.346	1:53.014 (1)	77.51		15:52:55.504
3 -	35.001	50.545	27.621	1:53.167 (2)	77.40	0.153	15:54:48.671
4 -	34.873	52.510	27.459	1:54.842	76.27	1.828	15:56:43.513
5 -	34.962	51.066	27.429	1:53.457 (3)	77.20	0.443	15:58:36.970
6 -	35.343	51.253	27.479	1:54.075	76.79	1.061	16:00:31.045

P18 87 J		James CLEARY		Kawasaki NINJA 300 - Mum and Dad			
IDEAL LAP TIME : 1:52.751		BEST LAP TIME : 1:52.976		DIFFERENCE : 0.225			
LAP	SECTOR 1	SECTOR 2	SECTOR 3	LAP TIME	MPH	DIFF	TIME OF DAY
1 -		51.281	27.535	2:02.565	71.47	9.589	15:51:02.020
2 -	34.387	51.263	27.451	1:53.101 (2)	77.45	0.125	15:52:55.121
3 -	34.366	51.283	27.327	1:52.976 (1)	77.53		15:54:48.097
4 -	35.126	52.166	27.336	1:54.628	76.41	1.652	15:56:42.725
5 -	35.094	52.402	27.122	1:54.618 (3)	76.42	1.642	15:58:37.343
6 -	35.141	52.308	27.203	1:54.652	76.40	1.676	16:00:31.995

P19 400 S		Stuart THURTLE		Kawasaki NINJA 400 - TeamTortoise Racing			
IDEAL LAP TIME : 1:54.313		BEST LAP TIME : 1:54.677		DIFFERENCE : 0.364			
LAP	SECTOR 1	SECTOR 2	SECTOR 3	LAP TIME	MPH	DIFF	TIME OF DAY
1 -		52.264	27.518	2:04.388	70.42	9.711	15:51:03.843
2 -	35.675	51.991	27.290	1:54.956	76.20	0.279	15:52:58.799
3 -	35.559	51.926	27.356	1:54.841 (2)	76.27	0.164	15:54:53.640
4 -	35.300	52.063	27.529	1:54.892 (3)	76.24	0.215	15:56:48.532
5 -	35.407	51.750	27.520	1:54.677 (1)	76.38		15:58:43.209
6 -	37.193	51.723	27.457	1:56.373	75.27	1.696	16:00:39.582

P20 66 S		Mark SMITH		Kawasaki NINJA 300 - MHP EXHAUST'S			
IDEAL LAP TIME : 1:54.395		BEST LAP TIME : 1:54.864		DIFFERENCE : 0.469			
LAP	SECTOR 1	SECTOR 2	SECTOR 3	LAP TIME	MPH	DIFF	TIME OF DAY
1 -		51.710	27.845	2:04.042	70.61	9.178	15:51:03.497
2 -	35.442	51.543	27.879	1:54.864 (1)	76.26		15:52:58.361
3 -	35.671	51.709	27.889	1:55.269 (2)	75.99	0.405	15:54:53.630
4 -	36.063	52.019	27.745	1:55.827	75.62	0.963	15:56:49.457
5 -	35.279	52.259	27.848	1:55.386 (3)	75.91	0.522	15:58:44.843
6 -	35.977	51.872	27.573	1:55.422	75.89	0.558	16:00:40.265

BMCRC - MRO Championships 2021 - Rnd 4 @ Brands Hatch GP

ACU Team Green Junior Cup & Senior 300

RACE 1 - SECTOR ANALYSIS



SECTOR 1 = FL to I1, SECTOR 2 = I1 to I2, SECTOR 3 = I2 to FL, DIFF = Difference To Personal Best Lap, P = Crossed Finish Line in Pit Lane, D = Time Disallowed

P21 88 S		David COURT		Kawasaki NINJA 300 -			
IDEAL LAP TIME : 1:55.168		BEST LAP TIME : 1:55.291		DIFFERENCE : 0.123			
LAP	SECTOR 1	SECTOR 2	SECTOR 3	LAP TIME	MPH	DIFF	TIME OF DAY
1 -		53.574	28.174	2:07.606	68.64	12.315	15:51:07.061
2 -	36.723	52.041	27.923	1:56.687	75.07	1.396	15:53:03.748
3 -	35.767	51.976	28.312	1:56.055 (3)	75.48	0.764	15:54:59.803
4 -	35.890	51.697	27.704	1:55.291 (1)	75.98		15:56:55.094
5 -	35.936	52.490	28.101	1:56.527	75.17	1.236	15:58:51.621
6 -	36.024	52.103	27.770	1:55.897 (2)	75.58	0.606	16:00:47.518

P22 10 S		Mike BRUNSDON		Kawasaki NINJA 300 - CF Fairford			
IDEAL LAP TIME : 1:56.998		BEST LAP TIME : 1:57.247		DIFFERENCE : 0.249			
LAP	SECTOR 1	SECTOR 2	SECTOR 3	LAP TIME	MPH	DIFF	TIME OF DAY
1 -		54.278	28.143	2:08.024	68.42	10.777	15:51:07.479
2 -	36.721	52.835	27.945	1:57.501 (2)	74.55	0.254	15:53:04.980
3 -	36.456	52.900	27.891	1:57.247 (1)	74.71		15:55:02.227
4 -	36.586	53.395	27.993	1:57.974	74.25	0.727	15:57:00.201
5 -	36.556	53.042	28.313	1:57.911	74.29	0.664	15:58:58.112
6 -	36.272	52.906	28.408	1:57.586 (3)	74.49	0.339	16:00:55.698

P23 75 S		Jonathan ADEDOTUN		Kawasaki NINJA 300 -			
IDEAL LAP TIME : 1:56.804		BEST LAP TIME : 1:57.514		DIFFERENCE : 0.710			
LAP	SECTOR 1	SECTOR 2	SECTOR 3	LAP TIME	MPH	DIFF	TIME OF DAY
1 -		54.068	27.847	2:07.053	68.94	9.539	15:51:06.508
2 -	36.115	54.003	27.868	1:57.986 (2)	74.24	0.472	15:53:04.494
3 -	36.496	52.842	28.176	1:57.514 (1)	74.54		15:55:02.008
4 -	36.378	53.200	28.427	1:58.005 (3)	74.23	0.491	15:57:00.013
5 -	36.477	53.808	28.333	1:58.618	73.84	1.104	15:58:58.631
6 -	36.390	53.469	28.168	1:58.027	74.21	0.513	16:00:56.658

P24 0 S		Tom BARRETT		Kawasaki NINJA 400 - The Two Stroke Workshop			
IDEAL LAP TIME : 1:56.799		BEST LAP TIME : 1:57.209		DIFFERENCE : 0.410			
LAP	SECTOR 1	SECTOR 2	SECTOR 3	LAP TIME	MPH	DIFF	TIME OF DAY
1 -		53.107	28.097	2:08.216	68.32	11.007	15:51:07.671
2 -	37.142	52.559	27.944	1:57.645 (2)	74.45	0.436	15:53:05.316
3 -	36.642	52.651	27.916	1:57.209 (1)	74.73		15:55:02.525
4 -	37.011	52.945	28.308	1:58.264	74.07	1.055	15:57:00.789
5 -	36.633	53.100	28.210	1:57.943 (3)	74.27	0.734	15:58:58.732
6 -	36.324	53.759	28.368	1:58.451	73.95	1.242	16:00:57.183

P25 18 J		George HIGGINS		Kawasaki NINJA 300 - Aztec Racing			
IDEAL LAP TIME : 1:55.279		BEST LAP TIME : 1:56.520		DIFFERENCE : 1.241			
LAP	SECTOR 1	SECTOR 2	SECTOR 3	LAP TIME	MPH	DIFF	TIME OF DAY
1 -		53.926	29.068	2:07.793	68.54	11.273	15:51:07.248
2 -	36.194	58.365	29.021	2:03.580	70.88	7.060	15:53:10.828
3 -	36.059	52.913	28.149	1:57.121	74.79	0.601	15:55:07.949
4 -	36.072	52.645	28.222	1:56.939 (3)	74.90	0.419	15:57:04.888
5 -	35.979	52.548	28.126	1:56.653 (2)	75.09	0.133	15:59:01.541
6 -	37.220	51.588	27.712	1:56.520 (1)	75.17		16:00:58.061

BMCRC - MRO Championships 2021 - Rnd 4 @ Brands Hatch GP

ACU Team Green Junior Cup & Senior 300

RACE 1 - SECTOR ANALYSIS



SECTOR 1 = FL to I1, SECTOR 2 = I1 to I2, SECTOR 3 = I2 to FL, DIFF = Difference To Personal Best Lap, P = Crossed Finish Line in Pit Lane, D = Time Disallowed

P26 45 J		Jake MARSH		Kawasaki NINJA 300 - Zipped Up Racing			
IDEAL LAP TIME : 1:56.445		BEST LAP TIME : 1:56.445		DIFFERENCE : 0.000			
LAP	SECTOR 1	SECTOR 2	SECTOR 3	LAP TIME	MPH	DIFF	TIME OF DAY
1 -		55.068	28.390	2:09.617	67.58	13.172	15:51:09.072
2 -	36.496	54.363	28.284	1:59.143	73.52	2.698	15:53:08.215
3 -	36.489	54.386	28.411	1:59.286	73.43	2.841	15:55:07.501
4 -	35.883	53.942	28.096	1:57.921 (3)	74.28	1.476	15:57:05.422
5 -	35.642	53.084	28.201	1:56.927 (2)	74.91	0.482	15:59:02.349
6 -	35.525	53.057	27.863	1:56.445 (1)	75.22		16:00:58.794

P27 96 S		Giovanni BELIOSSI		Kawasaki NINJA 300 - ASR Accident Storage Recovery			
IDEAL LAP TIME : 1:57.875		BEST LAP TIME : 1:58.426		DIFFERENCE : 0.551			
LAP	SECTOR 1	SECTOR 2	SECTOR 3	LAP TIME	MPH	DIFF	TIME OF DAY
1 -		54.819	28.407	2:10.825	66.95	12.399	15:51:10.280
2 -	36.385	55.691	28.365	2:00.441	72.73	2.015	15:53:10.721
3 -	36.566	54.516	28.523	1:59.605 (3)	73.23	1.179	15:55:10.326
4 -	37.217	53.924	28.533	1:59.674	73.19	1.248	15:57:10.000
5 -	36.293	53.845	28.359	1:58.497 (2)	73.92	0.071	15:59:08.497
6 -	36.250	53.266	28.910	1:58.426 (1)	73.96		16:01:06.923

P28 57 S		Richard BUCKHAM		Kawasaki NINJA 300 -			
IDEAL LAP TIME : 1:59.248		BEST LAP TIME : 2:00.177		DIFFERENCE : 0.929			
LAP	SECTOR 1	SECTOR 2	SECTOR 3	LAP TIME	MPH	DIFF	TIME OF DAY
1 -		54.383	28.362	2:10.315	67.22	10.138	15:51:09.770
2 -	36.520	55.106	28.653	2:00.279 (2)	72.82	0.102	15:53:10.049
3 -	36.503	54.724	28.950	2:00.177 (1)	72.89		15:55:10.226
4 -	36.631	55.415	28.896	2:00.942	72.43	0.765	15:57:11.168
5 -	36.992	54.748	29.095	2:00.835 (3)	72.49	0.658	15:59:12.003
6 -	37.013	54.918	29.150	2:01.081	72.34	0.904	16:01:13.084

P29 83 S		Simon CHAPPELL		Kawasaki NINJA 300 -			
IDEAL LAP TIME : 1:59.710		BEST LAP TIME : 1:59.710		DIFFERENCE : 0.000			
LAP	SECTOR 1	SECTOR 2	SECTOR 3	LAP TIME	MPH	DIFF	TIME OF DAY
1 -		55.933	29.107	2:13.877	65.43	14.167	15:51:13.332
2 -	39.202	57.118	28.880	2:05.200	69.96	5.490	15:53:18.532
3 -	37.962	55.980	28.585	2:02.527 (3)	71.49	2.817	15:55:21.059
4 -	37.969	56.338	28.594	2:02.901	71.27	3.191	15:57:23.960
5 -	37.429	54.025	28.256	1:59.710 (1)	73.17		15:59:23.670
6 -	37.821	55.125	28.829	2:01.775 (2)	71.93	2.065	16:01:25.445

P30 99 S		Ben SCOTT		Kawasaki NINJA 300 - GI Landscapes (UK) Ltd			
IDEAL LAP TIME : 2:01.702		BEST LAP TIME : 2:02.201		DIFFERENCE : 0.499			
LAP	SECTOR 1	SECTOR 2	SECTOR 3	LAP TIME	MPH	DIFF	TIME OF DAY
1 -		55.917	29.199	2:13.239	65.74	11.038	15:51:12.694
2 -	38.167	56.213	29.016	2:03.396	70.98	1.195	15:53:16.090
3 -	37.802	55.652	28.747	2:02.201 (1)	71.68		15:55:18.291
4 -	37.722	56.287	28.899	2:02.908 (3)	71.27	0.707	15:57:21.199
5 -	37.956	55.446	28.975	2:02.377 (2)	71.58	0.176	15:59:23.576
6 -	39.869	55.376	28.604	2:03.849	70.73	1.648	16:01:27.425

BMCRC - MRO Championships 2021 - Rnd 4 @ Brands Hatch GP

ACU Team Green Junior Cup & Senior 300

RACE 1 - SECTOR ANALYSIS



SECTOR 1 = FL to I1, SECTOR 2 = I1 to I2, SECTOR 3 = I2 to FL, DIFF = Difference To Personal Best Lap, P = Crossed Finish Line in Pit Lane, D = Time Disallowed

P31 311 12s		Nathan-Ellis WARD		Kawasaki NINJA 300 - Zipped up racing			
IDEAL LAP TIME : 2:04.120		BEST LAP TIME : 2:06.185		DIFFERENCE : 2.065			
LAP	SECTOR 1	SECTOR 2	SECTOR 3	LAP TIME	MPH	DIFF	TIME OF DAY
1 -		55.500	30.831	2:13.542	65.59	7.357	15:51:12.997
2 -	40.794	1:00.384	32.470	2:13.648	65.54	7.463	15:53:26.645
3 -	40.630	1:00.215	31.647	2:12.492 (3)	66.11	6.307	15:55:39.137
4 -	38.802	59.604	30.728	2:09.134 (2)	67.83	2.949	15:57:48.271
5 -	38.557	57.565	30.063	2:06.185 (1)	69.42		15:59:54.456

P32 64 J		Jamie MALIN		Kawasaki NINJA 300 -			
IDEAL LAP TIME : 2:07.726		BEST LAP TIME : 2:09.454		DIFFERENCE : 1.728			
LAP	SECTOR 1	SECTOR 2	SECTOR 3	LAP TIME	MPH	DIFF	TIME OF DAY
1 -		59.052	29.648	2:17.916	63.51	8.462	15:51:17.371
2 -	39.026	1:00.717	29.711	2:09.454 (1)	67.66		15:53:26.825
3 -	41.152	1:02.476	29.804	2:13.432 (3)	65.65	3.978	15:55:40.257
4 -	39.408	1:02.683	31.259	2:13.350 (2)	65.69	3.896	15:57:53.607

P33 71 S		Karie HENLY		Kawasaki NINJA 300 - Thomas Racing			
IDEAL LAP TIME : 2:10.341		BEST LAP TIME : 2:20.442		DIFFERENCE : 10.101			
LAP	SECTOR 1	SECTOR 2	SECTOR 3	LAP TIME	MPH	DIFF	TIME OF DAY
1 -		58.762	30.484	2:20.442 (1)	62.37		15:51:19.897

BMCRC - MRO Championships 2021 - Rnd 4 @ Brands Hatch GP

ACU Team Green Junior Cup & Senior 300

RACE 1 - BEST SECTORS

SECTOR 1				SECTOR 2				SECTOR 3				IDEAL / BEST COMPARISON			
POS	NO	NAME	TIME	NO	NAME	TIME	NO	NAME	TIME	POS	NO	NAME	IDEAL	BEST	DIFF
													PERFECT LAP	1:45.906	
1	60	DOCHERTY	32.602	50	McMULLAN	47.877	60	DOCHERTY	25.427	1	60	DOCHERTY	1:46.182	1:46.395	0.213
2	93	HARDIE	32.707	93	HARDIE	48.059	50	McMULLAN	25.635	2	50	McMULLAN	1:46.299	1:46.401	0.102
3	50	McMULLAN	32.787	60	DOCHERTY	48.153	30	MELLOR	25.646	3	93	HARDIE	1:46.477	1:46.762	0.285
4	14	SMART-WEEDEN	32.873	196	KIRSCH	48.328	31	MELLOR	25.691	4	196	KIRSCH	1:47.199	1:47.381	0.182
5	196	KIRSCH	32.967	30	MELLOR	48.493	93	HARDIE	25.711	5	30	MELLOR	1:47.305	1:47.422	0.117
6	31	MELLOR	33.090	31	MELLOR	48.610	196	KIRSCH	25.904	6	31	MELLOR	1:47.391	1:47.417	0.026
7	30	MELLOR	33.166	14	SMART-WEEDEN	48.753	14	SMART-WEEDEN	25.944	7	14	SMART-WEEDEN	1:47.570	1:47.783	0.213
8	81	WALKER	33.771	69	HUSKINSON	48.937	61	WALKER	26.295	8	69	HUSKINSON	1:49.547	1:50.725	1.178
9	32	MURRAY	33.792	32	MURRAY	49.280	65	BREESE	26.329	9	32	MURRAY	1:49.831	1:49.857	0.026
10	19	O'MARA	33.816	65	BREESE	49.469	113	HARDIE	26.431	10	65	BREESE	1:49.908	1:50.043	0.135
11	69	HUSKINSON	33.963	61	WALKER	49.495	19	O'MARA	26.606	11	19	O'MARA	1:49.923	1:49.923	0.000
12	65	BREESE	34.110	19	O'MARA	49.501	69	HUSKINSON	26.647	12	61	WALKER	1:49.925	1:50.382	0.457
13	61	WALKER	34.135	113	HARDIE	49.503	81	WALKER	26.677	13	81	WALKER	1:50.066	1:50.066	0.000
14	113	HARDIE	34.189	81	WALKER	49.618	32	MURRAY	26.759	14	113	HARDIE	1:50.123	1:50.440	0.317
15	87	CLEARY	34.366	70	WHITE	50.459	48	SABBARTON	27.033	15	48	SABBARTON	1:52.592	1:52.908	0.316
16	26	BETRIDGE	34.865	26	BETRIDGE	50.547	87	CLEARY	27.122	16	70	WHITE	1:52.678	1:53.014	0.336
17	70	WHITE	34.873	48	SABBARTON	50.593	26	BETRIDGE	27.286	17	26	BETRIDGE	1:52.698	1:53.649	0.951
18	48	SABBARTON	34.966	87	CLEARY	51.263	400	THURTL	27.290	18	87	CLEARY	1:52.751	1:52.976	0.225
19	66	SMITH	35.279	66	SMITH	51.543	70	WHITE	27.346	19	400	THURTL	1:54.313	1:54.677	0.364
20	400	THURTL	35.300	18	HIGGINS	51.588	66	SMITH	27.573	20	66	SMITH	1:54.395	1:54.864	0.469
21	45	MARSH	35.525	88	COURT	51.697	88	COURT	27.704	21	88	COURT	1:55.168	1:55.291	0.123
22	88	COURT	35.767	400	THURTL	51.723	18	HIGGINS	27.712	22	18	HIGGINS	1:55.279	1:56.520	1.241
23	18	HIGGINS	35.979	0	BARRETT	52.559	75	ADEDOTUN	27.847	23	45	MARSH	1:56.445	1:56.445	0.000
24	75	ADEDOTUN	36.115	10	BRUNSDON	52.835	45	MARSH	27.863	24	0	BARRETT	1:56.799	1:57.209	0.410
25	96	BELIOSSI	36.250	75	ADEDOTUN	52.842	10	BRUNSDON	27.891	25	75	ADEDOTUN	1:56.804	1:57.514	0.710
26	10	BRUNSDON	36.272	45	MARSH	53.057	0	BARRETT	27.916	26	10	BRUNSDON	1:56.998	1:57.247	0.249
27	0	BARRETT	36.324	96	BELIOSSI	53.266	83	CHAPPELL	28.256	27	96	BELIOSSI	1:57.875	1:58.426	0.551
28	57	BUCKHAM	36.503	83	CHAPPELL	54.025	96	BELIOSSI	28.359	28	57	BUCKHAM	1:59.248	2:00.177	0.929
29	83	CHAPPELL	37.429	57	BUCKHAM	54.383	57	BUCKHAM	28.362	29	83	CHAPPELL	1:59.710	1:59.710	0.000
30	99	SCOTT	37.722	99	SCOTT	55.376	99	SCOTT	28.604	30	99	SCOTT	2:01.702	2:02.201	0.499
31	311	WARD	38.557	311	WARD	55.500	64	MALIN	29.648	31	311	WARD	2:04.120	2:06.185	2.065
32	64	MALIN	39.026	71	HENLY	58.762	311	WARD	30.063	32	64	MALIN	2:07.726	2:09.454	1.728
33	71	HENLY	41.095	64	MALIN	59.052	71	HENLY	30.484	33	71	HENLY	2:10.341	2:20.442	10.101

Weather / Track : Sunny / Dry

Brands Hatch GP

Circuit Length = 2.4332 miles

Start: 15:48 Flag 15:59 End: 16:01

Results can be found at www.tsl-timing.com

Printed - 16:02 Saturday, 17 July 2021

BMCRC - MRO Championships 2021 - Rnd 4 @ Brands Hatch GP

ACU Team Green Junior Cup & Senior 300

RACE 1 - STATISTICS

Competitors Started 34
Planned Start 2021-07-17 @ 15:30:00.000
Actual Start 2021-07-17 @ 15:48:59.454
Finish Time 2021-07-17 @ 15:59:46.706
Track Length 2.4332mi.
Total Laps 190
Total Distance Covered 462.3250mi.

Session Fastest Lap History

NO	CL	NAME	LAP TIME	TIME OF DAY	LAP	VEHICLE
93	J	Mikey HARDIE	1:52.875	15:50:52.365	1	Kawasaki NINJA 400
93	J	Mikey HARDIE	1:46.777	15:52:39.141	2	Kawasaki NINJA 400
50	J	Fred McMULLAN	1:46.401	15:52:39.212	2	Kawasaki NINJA 300
60	J	Lennon DOCHERTY	1:46.395	15:56:12.720	4	Kawasaki NINJA 300

Session Leader History

NO	CL	NAME	FROM LAP	LAPS LED	DISTANCE	VEHICLE
93	J	Mikey HARDIE	1	4	9.73 miles	Kawasaki NINJA 400
60	J	Lennon DOCHERTY	5	1	2.43 miles	Kawasaki NINJA 300
93	J	Mikey HARDIE	6	1	2.43 miles	Kawasaki NINJA 400

Flag History

TYPE	TIME OF DAY
GREEN	15:48:59.454
FINISH	15:59:46.706

Flag Statistics

TYPE	COUNT	TOTAL LAPS	TOTAL TIME
Green	1	6	12:34.938
Red	0	0	0.000
Safety Car	0	0	0.000
FCY	0	0	0.000

BMCRC - MRO Championships 2021 - Rnd 4 @ Brands Hatch GP

ACU Team Green Junior Cup & Senior 300

RACE 1 - STATISTICS

CLASS : J

13 Starters

Fastest Lap History

NO	NAME	LAP TIME	TIME OF DAY	LAP	VEHICLE
93	Mikey HARDIE	1:52.875	15:50:52.365	1	Kawasaki NINJA 400
93	Mikey HARDIE	1:46.777	15:52:39.141	2	Kawasaki NINJA 400
50	Fred McMULLAN	1:46.401	15:52:39.212	2	Kawasaki NINJA 300
60	Lennon DOCHERTY	1:46.395	15:56:12.720	4	Kawasaki NINJA 300

Leader History

NO	NAME	FROM LAP	LAPS LED	DISTANCE	VEHICLE
93	Mikey HARDIE	1	4	9.73 miles	Kawasaki NINJA 400
60	Lennon DOCHERTY	5	1	2.43 miles	Kawasaki NINJA 300
93	Mikey HARDIE	6	1	2.43 miles	Kawasaki NINJA 400

BMCRC - MRO Championships 2021 - Rnd 4 @ Brands Hatch GP

ACU Team Green Junior Cup & Senior 300

RACE 1 - STATISTICS

CLASS : S

20 Starters

Fastest Lap History

NO	NAME	LAP TIME	TIME OF DAY	LAP	VEHICLE
69	Danny HUSKINSON	1:56.384	15:50:55.853	1	Kawasaki NINJA 300
69	Danny HUSKINSON	1:50.725	15:52:46.582	2	Kawasaki NINJA 300
32	Conor MURRAY	1:49.857	15:52:48.012	2	Kawasaki NINJA 300

Leader History

NO	NAME	FROM LAP	LAPS LED	DISTANCE	VEHICLE
69	Danny HUSKINSON	1	6	14.59 miles	Kawasaki NINJA 300

BMCRC - MRO Championships 2021 - Rnd 4 @ Brands Hatch GP

ACU Team Green Junior Cup & Senior 300

RACE 1 - STATISTICS

CLASS : 12s

1 Starters

Fastest Lap History

NO	NAME	LAP TIME	TIME OF DAY	LAP	VEHICLE
311	Nathan-Ellis WARD	2:13.542	15:51:13.011	1	Kawasaki NINJA 300
311	Nathan-Ellis WARD	2:12.492	15:55:39.151	3	Kawasaki NINJA 300
311	Nathan-Ellis WARD	2:09.134	15:57:48.284	4	Kawasaki NINJA 300
311	Nathan-Ellis WARD	2:06.185	15:59:54.471	5	Kawasaki NINJA 300

Leader History

NO	NAME	FROM LAP	LAPS LED	DISTANCE	VEHICLE
311	Nathan-Ellis WARD	1	5	12.16 miles	Kawasaki NINJA 300

BMCRC - MRO Championships 2021 - Rnd 4 @ Brands Hatch GP



ACU Team Green Junior Cup & Senior 300

RACE 11 - GRID (6 Laps)



ROW 13	39		38	58 Matthew WOOD	37	39 Peter PARAPANOS
ROW 12	36	77 Joe WHITE	35	34 Oliver ARBON	34	24 Darren STOLTON
ROW 11		2:20.442	33	71 Karie HENLY	32	64 Jamie MALIN
					2:09.454	2:06.185
ROW 10	30	99 Ben SCOTT	29	57 Richard BUCKHAM	28	83 Simon CHAPPELL
		2:02.201		2:00.177		1:59.710
ROW 9		1:58.426	27	96 Giovanni BELIOSSI	26	75 Jonathan ADEDOTUN
					1:57.514	1:57.247
ROW 8	24	0 Tom BARRETT	23	18 George HIGGINS	22	45 Jake MARSH
		1:57.209		1:56.520		1:56.445
ROW 7		1:55.291	21	88 David COURT	20	66 Mark SMITH
					1:54.864	1:54.677
ROW 6	18	26 Nicholas BETTRIDGE	17	70 Justin WHITE	16	87 James CLEARY
		1:53.649		1:53.014		1:52.976
ROW 5		1:52.908	15	48 Kevin SABBARTON	14	69 Danny HUSKINSON
					1:50.725	1:50.440
ROW 4	12	61 Kathryn WALKER	11	81 Keo WALKER	10	65 Konrad BREESE
		1:50.382		1:50.066		1:50.043
ROW 3		1:49.923	9	19 James O'MARA	8	32 Conor MURRAY
					1:49.857	1:47.783
ROW 2	6	30 Owen MELLOR	5	31 Dylan MELLOR	4	196 Jack KIRSCH
		1:47.422		1:47.417		1:47.381
ROW 1		1:46.762	3	93 Mikey HARDIE	2	50 Fred McMULLAN
					1:46.401	1:46.395
						60 Lennon DOCHERTY
						Pole

Brands Hatch GP

Circuit Length = 2.4332 miles

These results are provisional until the conclusion of any judicial and technical matters.

Clerk Of Course :	Stewards :	Timekeeper : Craig Smith
-------------------	------------	--------------------------

Results can be found at www.tsl-timing.com

Printed - 16:04 Saturday, 17 July 2021



BMCRC - MRO Championships 2021 - Rnd 4 @ Brands Hatch GP



ACU Team Green Junior Cup & Senior 300

RACE 11 - CLASSIFICATION

Kawasaki

POS	NO	CL	PIC NAME	ENTRY	LAPS	TIME	GAP	DIFF	MPH	BEST	ON
1	93	J	1 Mikey HARDIE	Kawasaki NINJA 400 - 113 Events Ltd	6	10:52.141			80.59	1:46.998	2
2	60	J	2 Lennon DOCHERTY	Kawasaki NINJA 300 - Doc Fit Training	6	10:52.474	0.333	0.333	80.55	1:46.742	6
3	196	J	3 Jack KIRSCH	Kawasaki NINJA 400 - Core Formwork	6	10:52.522	0.381	0.048	80.54	1:47.176	2
4	31	J	4 Dylan MELLOR	Kawasaki NINJA 300 - Team Mellor Racing	6	10:54.093	1.952	1.571	80.35	1:46.529	5
5	32	S	1 Conor MURRAY	Kawasaki NINJA 300 -	6	11:01.770	9.629	7.677	79.42	1:48.699	3
6	19	J	5 James O'MARA	Kawasaki NINJA 300 - BRP Machining Ltd	6	11:01.831	9.690	0.061	79.41	1:48.733	4
7	14*	J	6 Finn SMART-WEEDEN	Kawasaki NINJA 400 - Mum and Dad	6	11:02.232	10.091	0.401	79.36	1:47.099	6
8	30*	J	7 Owen MELLOR	Kawasaki NINJA 300 - Team Mellor Racing	6	11:04.012	11.871	1.780	79.15	1:47.167	2
9	65	S	2 Konrad BREESE	Kawasaki NINJA 300 - STIHL Racing	6	11:13.223	21.082	9.211	78.07	1:50.247	6
10	61	S	3 Kathryn WALKER	Kawasaki NINJA - Think Bike Gear & AutoSmart Prt	6	11:13.259	21.118	0.036	78.06	1:50.106	6
11	69	S	4 Danny HUSKINSON	Kawasaki NINJA 300 - art of racing	6	11:13.575	21.434	0.316	78.02	1:49.983	6
12	113	S	5 Graeme HARDIE	Kawasaki NINJA 400 - 113 Events Ltd	6	11:13.894	21.753	0.319	77.99	1:50.151	2
13	87	J	8 James CLEARY	Kawasaki NINJA 300 - Mum and Dad	6	11:25.609	33.468	11.715	76.66	1:52.431	2
14	70	S	6 Justin WHITE	Kawasaki NINJA 300 - Just In Graphics	6	11:25.925	33.784	0.316	76.62	1:52.494	2
15	26	S	7 Nicholas BETTRIDGE	Kawasaki NINJA - Weald builders	6	11:31.487	39.346	5.562	76.00	1:52.712	5
16	400	S	8 Stuart THURTLIE	Kawasaki NINJA 400 - TeamTortoise Racing	6	11:37.308	45.167	5.821	75.37	1:54.187	2
17	66	S	9 Mark SMITH	Kawasaki NINJA 300 - MHP EXHAUST S	6	11:38.118	45.977	0.810	75.28	1:54.447	5
18	88	S	10 David COURT	Kawasaki NINJA 300 -	6	11:38.720	46.579	0.602	75.22	1:54.406	2
19	48	S	11 Kevin SABBARTON	Kawasaki NINJA 300 -	6	11:43.768	51.627	5.048	74.68	1:52.194	5
20	10	S	12 Mike BRUNSDON	Kawasaki NINJA 300 - CF Fairford	6	11:43.794	51.653	0.026	74.67	1:55.053	6
21	81	J	9 Keo WALKER	Kawasaki NINJA300 - Martin Wight Electrical	6	11:46.169	54.028	2.375	74.42	1:48.945	6
22	96	S	13 Giovanni BELIOSSI	Kawasaki NINJA 300 - ASR Accident Storage Reco	6	11:46.528	54.387	0.359	74.39	1:54.649	5
23	45	J	10 Jake MARSH	Kawasaki NINJA 300 - Zipped Up Racing	6	11:48.627	56.486	2.099	74.17	1:55.405	4
24	75	S	14 Jonathan ADEDOTUN	Kawasaki NINJA 300 -	6	11:49.350	57.209	0.723	74.09	1:56.010	2
25	99	S	15 Ben SCOTT	Kawasaki NINJA 300 - GI Landscapes (UK) Ltd	6	12:19.033	1:26.892	29.683	71.11	2:01.049	2
26	57	S	16 Richard BUCKHAM	Kawasaki NINJA 300 -	6	12:19.271	1:27.130	0.238	71.09	2:01.249	6
27	83	S	17 Simon CHAPPELL	Kawasaki NINJA 300 -	6	12:19.439	1:27.298	0.168	71.07	2:01.267	6
28	311	12s	1 Nathan-Ellis WARD	Kawasaki NINJA 300 - Zipped up racing	6	12:24.708	1:32.567	5.269	70.57	2:01.882	3
29	71	S	18 Karie HENLY	Kawasaki NINJA 300 - Thomas Racing	5	11:01.730	1 Lap	1 Lap	66.18	2:09.510	4

NOT CLASSIFIED

DNF	18	J	George HIGGINS	Kawasaki NINJA 300 - Aztec Racing	5	9:49.221	1 Lap		74.33	1:54.972	2
DNF	64	J	Jamie MALIN	Kawasaki NINJA 300 -	4	8:44.510	2 Laps	1 Lap	66.80	2:07.063	2
DNF	50	J	Fred McMULLAN	Kawasaki NINJA 300 - Orwell motorcycles Ipswich	2	3:41.980	4 Laps	2 Laps	78.92	1:47.152	2

FASTEST LAP

31	J	Dylan MELLOR	Kawasaki NINJA 300 - Team Mellor Racing	5	1:46.529	82.22 mph	132.33 kph
32	S	Conor MURRAY	Kawasaki NINJA 300 -	3	1:48.699	80.58 mph	129.69 kph
311	12s	Nathan-Ellis WARD	Kawasaki NINJA 300 - Zipped up racing	3	2:01.882	71.87 mph	115.66 kph

* Bikes 14 & 30 - 10 second penalty - jump start

Class J - 92.5% of Race Speed = 74.54 mph

Class S - 92.5% of Race Speed = 73.46 mph

Class 12s - 92.5% of Race Speed = 65.27 mph

Brands Hatch GP: 2.4332 miles

Race Distance: 6 Laps / 14.59 miles

Start: 16:58 Flag 17:08 End: 17:10

Weather / Track : Sunny / Dry

These results are provisional until the conclusion of any judicial and technical matters.

Clerk Of Course :	Stewards :	Timekeeper : Craig Smith
-------------------	------------	--------------------------

Results can be found at www.tsl-timing.com

Printed - 17:13 Saturday, 17 July 2021



BMCRC - MRO Championships 2021 - Rnd 4 @ Brands Hatch GP

ACU Team Green Junior Cup & Senior 300

RACE 11 - LAP CHART

LAP 1 @ 16:59:55.924

NO	BEHIND	LAP TIME
50		1:54.828
14	0.123	1:54.951
93	0.236	1:55.064
60	0.385	1:55.213
30	0.466	1:55.294
196	0.556	1:55.384
31	0.625	1:55.453
32	1.320	1:56.148
19	1.355	1:56.183
65	2.767	1:57.595
69	3.104	1:57.932
61	3.310	1:58.138
113	3.911	1:58.739
70	5.088	1:59.916
87	5.931	2:00.759
66	8.397	2:03.225
26	8.517	2:03.345
48	8.745	2:03.573
88	9.240	2:04.068
400	9.841	2:04.669
10	10.293	2:05.121
18	10.991	2:05.819
75	11.912	2:06.740
45	12.818	2:07.646
96	13.714	2:08.542
83	15.626	2:10.454
57	15.792	2:10.620
311	16.651	2:11.479
99	16.787	2:11.615
64	20.235	2:15.063
71	24.790	2:19.618
81	37.289	2:32.117

LAP 2 @ 17:01:43.076

NO	BEHIND	LAP TIME
50		1:47.152
93	0.082	1:46.998
14	0.256	1:47.285
30	0.481	1:47.167
196	0.580	1:47.176
60	1.004	1:47.771
31	2.851	1:49.378
32	3.381	1:49.213
19	3.836	1:49.633
61	6.329	1:50.171
65	6.338	1:50.723
69	6.625	1:50.673
113	6.910	1:50.151
70	10.430	1:52.494
87	11.210	1:52.431
26	14.987	1:53.622
48	15.135	1:53.542
66	15.809	1:54.564
88	16.494	1:54.406
400	16.876	1:54.187
18	18.811	1:54.972
10	19.009	1:55.868
75	20.770	1:56.010
96	21.852	1:55.290
45	22.755	1:57.089
57	30.094	2:01.454
83	30.229	2:01.755

Weather / Track : Sunny / Dry

Results can be found at www.tsl-timing.com

99	30.684	2:01.049
311	32.212	2:02.713
64	40.146	2:07.063
81	42.423	1:52.286
71	48.366	2:10.728

LAP 3 @ 17:03:30.691

NO	BEHIND	LAP TIME
93		1:47.533
14	0.130	1:47.489
196	0.523	1:47.558
30	0.865	1:47.999
60	1.023	1:47.634
31	3.192	1:47.956
32	4.465	1:48.699
19	5.175	1:48.954
61	10.401	1:51.687
69	10.556	1:51.546
113	10.872	1:51.577
65	10.881	1:52.158
87	16.209	1:52.614
70	16.769	1:53.954
26	22.416	1:55.044
88	23.550	1:54.671
400	23.793	1:54.532
66	24.231	1:56.037
18	26.865	1:55.669
10	27.238	1:55.844
75	29.422	1:56.267
96	29.748	1:55.511
45	31.274	1:56.134
48	35.725	2:08.205
57	45.086	2:02.607
83	45.129	2:02.515
99	45.175	2:02.106
81	45.779	1:50.971
311	46.479	2:01.882
64	1:03.680	2:11.149
71	1:11.899	2:11.148

LAP 4 @ 17:05:18.710

NO	BEHIND	LAP TIME
93		1:48.019
196	0.194	1:47.690
14	0.327	1:48.216
30	0.678	1:47.832
60	0.851	1:47.847
31	2.682	1:47.509
32	5.618	1:49.172
19	5.889	1:48.733
61	14.080	1:51.698
65	14.475	1:51.613
69	14.778	1:52.241
113	14.910	1:52.057
87	21.111	1:52.921
70	21.839	1:53.089
26	27.556	1:53.159
400	30.291	1:54.517
88	30.349	1:54.818
66	31.241	1:55.029
10	34.877	1:55.658
18	34.960	1:56.114
96	37.951	1:56.222
75	38.034	1:56.631

45	38.660	1:55.405
48	41.102	1:53.396
81	49.370	1:51.610
99	58.335	2:01.179
57	59.049	2:01.982
83	59.257	2:02.147
311	1:00.681	2:02.221
64	1:26.896	2:11.235
71	1:33.390	2:09.510

LAP 5 @ 17:07:05.836

NO	BEHIND	LAP TIME
93		1:47.126
196	0.301	1:47.233
14	0.393	1:47.192
30	0.856	1:47.304
60	0.992	1:47.267
31	2.085	1:46.529
32	7.852	1:49.360
19	7.876	1:49.113
65	18.236	1:50.887
61	18.413	1:51.459
113	18.755	1:50.971
69	18.852	1:51.200
87	26.951	1:52.966
70	27.775	1:53.062
26	33.142	1:52.712
400	37.835	1:54.670
88	38.222	1:54.999
66	38.562	1:54.447
10	44.001	1:56.250
18	44.481	1:56.647
96	45.474	1:54.649
48	46.170	1:52.194
75	47.647	1:56.739
45	47.731	1:56.197
81	52.484	1:50.240
99	1:12.636	2:01.427
57	1:13.282	2:01.359
83	1:13.432	2:01.301
311	1:17.131	2:03.576

LAP 6 @ 17:08:53.237

NO	BEHIND	LAP TIME
93		1:47.401
14	0.091	1:47.099
60	0.333	1:46.742
196	0.381	1:47.481
30	1.871	1:48.416
31	1.952	1:47.268
71	1 Lap	2:10.726
32	9.629	1:49.178
19	9.690	1:49.215
65	21.082	1:50.247
61	21.118	1:50.106
69	21.434	1:49.983
113	21.753	1:50.399
87	33.468	1:53.918
70	33.784	1:53.410
26	39.346	1:53.605
400	45.167	1:54.733
66	45.977	1:54.816
88	46.579	1:55.758
48	51.627	1:52.858

10	51.653	1:55.053
81	54.028	1:48.945
96	54.387	1:56.314
45	56.486	1:56.156
75	57.209	1:56.963
99	1:26.892	2:01.657
57	1:27.130	2:01.249
83	1:27.298	2:01.267
311	1:32.567	2:02.837

Brands Hatch GP

Circuit Length = 2.4332 miles

Start: 16:58 Flag 17:08 End: 17:10

Printed - 17:13 Saturday, 17 July 2021

BMCRC - MRO Championships 2021 - Rnd 4 @ Brands Hatch GP

ACU Team Green Junior Cup & Senior 300

RACE 11 - SECTOR ANALYSIS



SECTOR 1 = FL to I1, SECTOR 2 = I1 to I2, SECTOR 3 = I2 to FL, DIFF = Difference To Personal Best Lap, P = Crossed Finish Line in Pit Lane, D = Time Disallowed

P1 93 J		Mikey HARDIE		Kawasaki NINJA 400 - 113 Events Ltd			
IDEAL LAP TIME : 1:46.743		BEST LAP TIME : 1:46.998		DIFFERENCE : 0.255			
LAP	SECTOR 1	SECTOR 2	SECTOR 3	LAP TIME	MPH	DIFF	TIME OF DAY
1 -		49.610	26.288	1:55.064	76.13	8.066	16:59:56.160
2 -	32.881	48.186	25.931	1:46.998 (1)	81.86		17:01:43.158
3 -	33.172	48.401	25.960	1:47.533	81.46	0.535	17:03:30.691
4 -	33.420	48.587	26.012	1:48.019	81.09	1.021	17:05:18.710
5 -	33.090	48.065	25.971	1:47.126 (2)	81.77	0.128	17:07:05.836
6 -	33.110	48.494	25.797	1:47.401 (3)	81.56	0.403	17:08:53.237

P2 60 J		Lennon DOCHERTY		Kawasaki NINJA 300 - Doc Fit Training			
IDEAL LAP TIME : 1:46.414		BEST LAP TIME : 1:46.742		DIFFERENCE : 0.328			
LAP	SECTOR 1	SECTOR 2	SECTOR 3	LAP TIME	MPH	DIFF	TIME OF DAY
1 -		49.875	26.420	1:55.213	76.03	8.471	16:59:56.309
2 -	33.446	48.378	25.947	1:47.771	81.28	1.029	17:01:44.080
3 -	32.861	48.871	25.902	1:47.634 (3)	81.38	0.892	17:03:31.714
4 -	33.014	48.930	25.903	1:47.847	81.22	1.105	17:05:19.561
5 -	33.052	48.359	25.856	1:47.267 (2)	81.66	0.525	17:07:06.828
6 -	32.630	48.687	25.425	1:46.742 (1)	82.06		17:08:53.570

P3 196 J		Jack KIRSCH		Kawasaki NINJA 400 - Core Formwork			
IDEAL LAP TIME : 1:46.949		BEST LAP TIME : 1:47.176		DIFFERENCE : 0.227			
LAP	SECTOR 1	SECTOR 2	SECTOR 3	LAP TIME	MPH	DIFF	TIME OF DAY
1 -		49.603	26.145	1:55.384	75.91	8.208	16:59:56.480
2 -	33.146	48.300	25.730	1:47.176 (1)	81.73		17:01:43.656
3 -	33.200	48.505	25.853	1:47.558	81.44	0.382	17:03:31.214
4 -	33.226	48.467	25.997	1:47.690	81.34	0.514	17:05:18.904
5 -	33.202	48.119	25.912	1:47.233 (2)	81.68	0.057	17:07:06.137
6 -	33.116	48.651	25.714	1:47.481 (3)	81.50	0.305	17:08:53.618

P4 31 J		Dylan MELLOR		Kawasaki NINJA 300 - Team Mellor Racing			
IDEAL LAP TIME : 1:46.529		BEST LAP TIME : 1:46.529		DIFFERENCE : 0.000			
LAP	SECTOR 1	SECTOR 2	SECTOR 3	LAP TIME	MPH	DIFF	TIME OF DAY
1 -		49.783	26.061	1:55.453	75.87	8.924	16:59:56.549
2 -	34.535	48.890	25.953	1:49.378	80.08	2.849	17:01:46.927
3 -	33.284	48.762	25.910	1:47.956	81.14	1.427	17:03:33.883
4 -	33.223	48.450	25.836	1:47.509 (3)	81.48	0.980	17:05:21.392
5 -	32.693	48.098	25.738	1:46.529 (1)	82.22		17:07:07.921
6 -	32.822	48.614	25.832	1:47.268 (2)	81.66	0.739	17:08:55.189

P5 32 S		Conor MURRAY		Kawasaki NINJA 300 -			
IDEAL LAP TIME : 1:48.499		BEST LAP TIME : 1:48.699		DIFFERENCE : 0.200			
LAP	SECTOR 1	SECTOR 2	SECTOR 3	LAP TIME	MPH	DIFF	TIME OF DAY
1 -		49.207	26.481	1:56.148	75.41	7.449	16:59:57.244
2 -	33.927	49.025	26.261	1:49.213	80.20	0.514	17:01:46.457
3 -	33.470	48.927	26.302	1:48.699 (1)	80.58		17:03:35.156
4 -	34.098	48.768	26.306	1:49.172 (2)	80.23	0.473	17:05:24.328
5 -	33.909	48.923	26.528	1:49.360	80.10	0.661	17:07:13.688
6 -	33.996	48.901	26.281	1:49.178 (3)	80.23	0.479	17:09:02.866

Weather / Track : Sunny / Dry

Brands Hatch GP
Circuit Length = 2.4332 miles
Start: 16:58 Flag 17:08 End: 17:10

BMCRC - MRO Championships 2021 - Rnd 4 @ Brands Hatch GP

ACU Team Green Junior Cup & Senior 300

RACE 11 - SECTOR ANALYSIS



SECTOR 1 = FL to I1, SECTOR 2 = I1 to I2, SECTOR 3 = I2 to FL, DIFF = Difference To Personal Best Lap, P = Crossed Finish Line in Pit Lane, D = Time Disallowed

P6 19 J James O'MARA		Kawasaki NINJA 300 - BRP Machining Ltd					
IDEAL LAP TIME : 1:48.367		BEST LAP TIME : 1:48.733		DIFFERENCE : 0.366			
LAP	SECTOR 1	SECTOR 2	SECTOR 3	LAP TIME	MPH	DIFF	TIME OF DAY
1 -		49.136	26.352	1:56.183	75.39	7.450	16:59:57.279
2 -	34.093	49.114	26.426	1:49.633	79.90	0.900	17:01:46.912
3 -	33.553	48.926	26.475	1:48.954 (2)	80.39	0.221	17:03:35.866
4 -	33.650	48.735	26.348	1:48.733 (1)	80.56		17:05:24.599
5 -	33.814	49.092	26.207	1:49.113 (3)	80.28	0.380	17:07:13.712
6 -	34.349	48.787	26.079	1:49.215	80.20	0.482	17:09:02.927

P7 14 J Finn SMART-WEEDEN		Kawasaki NINJA 400 - Mum and Dad					
IDEAL LAP TIME : 1:46.923		BEST LAP TIME : 1:47.099		DIFFERENCE : 0.176			
LAP	SECTOR 1	SECTOR 2	SECTOR 3	LAP TIME	MPH	DIFF	TIME OF DAY
1 -		49.466	26.562	1:54.951	76.20	7.852	16:59:56.047
2 -	33.148	48.113	26.024	1:47.285 (3)	81.65	0.186	17:01:43.332
3 -	33.196	48.511	25.782	1:47.489	81.49	0.390	17:03:30.821
4 -	33.381	48.937	25.898	1:48.216	80.94	1.117	17:05:19.037
5 -	33.171	48.295	25.726	1:47.192 (2)	81.72	0.093	17:07:06.229
6 -	33.153	48.284	25.662	1:47.099 (1)	81.79		17:08:53.328

P8 30 J Owen MELLOR		Kawasaki NINJA 300 - Team Mellor Racing					
IDEAL LAP TIME : 1:47.136		BEST LAP TIME : 1:47.167		DIFFERENCE : 0.031			
LAP	SECTOR 1	SECTOR 2	SECTOR 3	LAP TIME	MPH	DIFF	TIME OF DAY
1 -		49.635	26.224	1:55.294	75.97	8.127	16:59:56.390
2 -	33.064	48.247	25.856	1:47.167 (1)	81.74		17:01:43.557
3 -	33.065	49.040	25.894	1:47.999	81.11	0.832	17:03:31.556
4 -	33.087	48.920	25.825	1:47.832 (3)	81.23	0.665	17:05:19.388
5 -	33.167	48.260	25.877	1:47.304 (2)	81.63	0.137	17:07:06.692
6 -	33.665	48.679	26.072	1:48.416	80.79	1.249	17:08:55.108

P9 65 S Konrad BREESE		Kawasaki NINJA 300 - STIHL Racing					
IDEAL LAP TIME : 1:49.354		BEST LAP TIME : 1:50.247		DIFFERENCE : 0.893			
LAP	SECTOR 1	SECTOR 2	SECTOR 3	LAP TIME	MPH	DIFF	TIME OF DAY
1 -		49.835	26.333	1:57.595	74.49	7.348	16:59:58.691
2 -	34.160	49.809	26.754	1:50.723 (2)	79.11	0.476	17:01:49.414
3 -	36.156	49.104	26.898	1:52.158	78.10	1.911	17:03:41.572
4 -	34.769	50.253	26.591	1:51.613	78.48	1.366	17:05:33.185
5 -	33.917	50.052	26.918	1:50.887 (3)	78.99	0.640	17:07:24.072
6 -	34.365	49.261	26.621	1:50.247 (1)	79.45		17:09:14.319

P10 61 S Kathryn WALKER		Kawasaki NINJA - Think Bike Gear & AutoSmart Preston					
IDEAL LAP TIME : 1:49.568		BEST LAP TIME : 1:50.106		DIFFERENCE : 0.538			
LAP	SECTOR 1	SECTOR 2	SECTOR 3	LAP TIME	MPH	DIFF	TIME OF DAY
1 -		50.465	25.964	1:58.138	74.14	8.032	16:59:59.234
2 -	34.082	49.724	26.365	1:50.171 (2)	79.51	0.065	17:01:49.405
3 -	34.750	49.920	27.017	1:51.687	78.43	1.581	17:03:41.092
4 -	34.219	50.918	26.561	1:51.698	78.42	1.592	17:05:32.790
5 -	35.002	49.659	26.798	1:51.459 (3)	78.59	1.353	17:07:24.249
6 -	33.945	49.865	26.296	1:50.106 (1)	79.55		17:09:14.355

BMCRC - MRO Championships 2021 - Rnd 4 @ Brands Hatch GP

ACU Team Green Junior Cup & Senior 300

RACE 11 - SECTOR ANALYSIS



SECTOR 1 = FL to I1, SECTOR 2 = I1 to I2, SECTOR 3 = I2 to FL, DIFF = Difference To Personal Best Lap, P = Crossed Finish Line in Pit Lane, D = Time Disallowed

P11 69 S		Danny HUSKINSON		Kawasaki NINJA 300 - art of racing			
IDEAL LAP TIME : 1:49.594		BEST LAP TIME : 1:49.983		DIFFERENCE : 0.389			
LAP	SECTOR 1	SECTOR 2	SECTOR 3	LAP TIME	MPH	DIFF	TIME OF DAY
1 -		50.100	26.444	1:57.932	74.27	7.949	16:59:59.028
2 -	34.042	49.456	27.175	1:50.673 (2)	79.15	0.690	17:01:49.701
3 -	34.794	49.517	27.235	1:51.546	78.53	1.563	17:03:41.247
4 -	34.518	50.642	27.081	1:52.241	78.04	2.258	17:05:33.488
5 -	34.611	49.262	27.327	1:51.200 (3)	78.77	1.217	17:07:24.688
6 -	33.968	49.651	26.364	1:49.983 (1)	79.64		17:09:14.671

P12 113 S		Graeme HARDIE		Kawasaki NINJA 400 - 113 Events Ltd			
IDEAL LAP TIME : 1:50.029		BEST LAP TIME : 1:50.151		DIFFERENCE : 0.122			
LAP	SECTOR 1	SECTOR 2	SECTOR 3	LAP TIME	MPH	DIFF	TIME OF DAY
1 -		50.473	26.302	1:58.739	73.77	8.588	16:59:59.835
2 -	34.158	49.638	26.355	1:50.151 (1)	79.52		17:01:49.986
3 -	34.958	49.645	26.974	1:51.577	78.50	1.426	17:03:41.563
4 -	34.403	50.826	26.828	1:52.057	78.17	1.906	17:05:33.620
5 -	34.659	49.729	26.583	1:50.971 (3)	78.93	0.820	17:07:24.591
6 -	34.253	49.913	26.233	1:50.399 (2)	79.34	0.248	17:09:14.990

P13 87 J		James CLEARY		Kawasaki NINJA 300 - Mum and Dad			
IDEAL LAP TIME : 1:52.009		BEST LAP TIME : 1:52.431		DIFFERENCE : 0.422			
LAP	SECTOR 1	SECTOR 2	SECTOR 3	LAP TIME	MPH	DIFF	TIME OF DAY
1 -		50.950	27.297	2:00.759	72.53	8.328	17:00:01.855
2 -	34.147	50.804	27.480	1:52.431 (1)	77.91		17:01:54.286
3 -	34.752	50.603	27.259	1:52.614 (2)	77.78	0.183	17:03:46.900
4 -	34.240	51.127	27.554	1:52.921 (3)	77.57	0.490	17:05:39.821
5 -	34.245	51.192	27.529	1:52.966	77.54	0.535	17:07:32.787
6 -	34.563	51.845	27.510	1:53.918	76.89	1.487	17:09:26.705

P14 70 S		Justin WHITE		Kawasaki NINJA 300 - Just In Graphics			
IDEAL LAP TIME : 1:52.267		BEST LAP TIME : 1:52.494		DIFFERENCE : 0.227			
LAP	SECTOR 1	SECTOR 2	SECTOR 3	LAP TIME	MPH	DIFF	TIME OF DAY
1 -		50.366	27.146	1:59.916	73.04	7.422	17:00:01.012
2 -	34.889	50.232	27.373	1:52.494 (1)	77.86		17:01:53.506
3 -	35.112	51.285	27.557	1:53.954	76.87	1.460	17:03:47.460
4 -	35.057	50.686	27.346	1:53.089 (3)	77.45	0.595	17:05:40.549
5 -	34.931	50.505	27.626	1:53.062 (2)	77.47	0.568	17:07:33.611
6 -	34.934	50.804	27.672	1:53.410	77.24	0.916	17:09:27.021

P15 26 S		Nicholas BETTRIDGE		Kawasaki NINJA - Weald builders			
IDEAL LAP TIME : 1:52.267		BEST LAP TIME : 1:52.712		DIFFERENCE : 0.445			
LAP	SECTOR 1	SECTOR 2	SECTOR 3	LAP TIME	MPH	DIFF	TIME OF DAY
1 -		52.622	26.892	2:03.345	71.01	10.633	17:00:04.441
2 -	35.091	51.171	27.360	1:53.622	77.09	0.910	17:01:58.063
3 -	35.590	51.781	27.673	1:55.044	76.14	2.332	17:03:53.107
4 -	35.203	50.611	27.345	1:53.159 (2)	77.41	0.447	17:05:46.266
5 -	34.764	50.642	27.306	1:52.712 (1)	77.71		17:07:38.978
6 -	35.034	51.218	27.353	1:53.605 (3)	77.10	0.893	17:09:32.583

BMCRC - MRO Championships 2021 - Rnd 4 @ Brands Hatch GP

ACU Team Green Junior Cup & Senior 300

RACE 11 - SECTOR ANALYSIS



SECTOR 1 = FL to I1, SECTOR 2 = I1 to I2, SECTOR 3 = I2 to FL, DIFF = Difference To Personal Best Lap, P = Crossed Finish Line in Pit Lane, D = Time Disallowed

P16 400 S		Stuart THURTLE		Kawasaki NINJA 400 - TeamTortoise Racing			
IDEAL LAP TIME : 1:53.834		BEST LAP TIME : 1:54.187		DIFFERENCE : 0.353			
LAP	SECTOR 1	SECTOR 2	SECTOR 3	LAP TIME	MPH	DIFF	TIME OF DAY
1 -		52.815	27.730	2:04.669	70.26	10.482	17:00:05.765
2 -	35.330	51.583	27.274	1:54.187 (1)	76.71		17:01:59.952
3 -	35.642	51.768	27.122	1:54.532 (3)	76.48	0.345	17:03:54.484
4 -	35.783	51.487	27.247	1:54.517 (2)	76.49	0.330	17:05:49.001
5 -	35.467	51.382	27.821	1:54.670	76.39	0.483	17:07:43.671
6 -	35.551	51.409	27.773	1:54.733	76.34	0.546	17:09:38.404

P17 66 S		Mark SMITH		Kawasaki NINJA 300 - MHP EXHAUST'S			
IDEAL LAP TIME : 1:53.766		BEST LAP TIME : 1:54.447		DIFFERENCE : 0.681			
LAP	SECTOR 1	SECTOR 2	SECTOR 3	LAP TIME	MPH	DIFF	TIME OF DAY
1 -		52.302	27.628	2:03.225	71.08	8.778	17:00:04.321
2 -	35.756	51.231	27.577	1:54.564 (2)	76.46	0.117	17:01:58.885
3 -	35.281	53.426	27.330	1:56.037	75.49	1.590	17:03:54.922
4 -	35.626	51.379	28.024	1:55.029	76.15	0.582	17:05:49.951
5 -	35.760	51.155	27.532	1:54.447 (1)	76.54		17:07:44.398
6 -	35.707	51.395	27.714	1:54.816 (3)	76.29	0.369	17:09:39.214

P18 88 S		David COURT		Kawasaki NINJA 300 -			
IDEAL LAP TIME : 1:54.110		BEST LAP TIME : 1:54.406		DIFFERENCE : 0.296			
LAP	SECTOR 1	SECTOR 2	SECTOR 3	LAP TIME	MPH	DIFF	TIME OF DAY
1 -		51.659	27.904	2:04.068	70.60	9.662	17:00:05.164
2 -	35.701	51.321	27.384	1:54.406 (1)	76.56		17:01:59.570
3 -	35.405	51.792	27.474	1:54.671 (2)	76.39	0.265	17:03:54.241
4 -	35.604	51.348	27.866	1:54.818 (3)	76.29	0.412	17:05:49.059
5 -	36.154	51.364	27.481	1:54.999	76.17	0.593	17:07:44.058
6 -	36.264	51.954	27.540	1:55.758	75.67	1.352	17:09:39.816

P19 48 S		Kevin SABBARTON		Kawasaki NINJA 300 -			
IDEAL LAP TIME : 1:52.194		BEST LAP TIME : 1:52.194		DIFFERENCE : 0.000			
LAP	SECTOR 1	SECTOR 2	SECTOR 3	LAP TIME	MPH	DIFF	TIME OF DAY
1 -		51.985	27.774	2:03.573	70.88	11.379	17:00:04.669
2 -	35.480	50.821	27.241	1:53.542	77.15	1.348	17:01:58.211
3 -	35.518	1:05.235	27.452	2:08.205	68.32	16.011	17:04:06.416
4 -	35.398	50.544	27.454	1:53.396 (3)	77.25	1.202	17:05:59.812
5 -	34.974	50.034	27.186	1:52.194 (1)	78.07		17:07:52.006
6 -	35.012	50.651	27.195	1:52.858 (2)	77.61	0.664	17:09:44.864

P20 10 S		Mike BRUNSDON		Kawasaki NINJA 300 - CF Fairford			
IDEAL LAP TIME : 1:54.822		BEST LAP TIME : 1:55.053		DIFFERENCE : 0.231			
LAP	SECTOR 1	SECTOR 2	SECTOR 3	LAP TIME	MPH	DIFF	TIME OF DAY
1 -		52.750	27.696	2:05.121	70.01	10.068	17:00:06.217
2 -	35.554	52.539	27.775	1:55.868	75.60	0.815	17:02:02.085
3 -	35.809	52.404	27.631	1:55.844 (3)	75.61	0.791	17:03:57.929
4 -	35.563	52.448	27.647	1:55.658 (2)	75.73	0.605	17:05:53.587
5 -	35.672	52.381	28.197	1:56.250	75.35	1.197	17:07:49.837
6 -	35.425	51.766	27.862	1:55.053 (1)	76.13		17:09:44.890

BMCRC - MRO Championships 2021 - Rnd 4 @ Brands Hatch GP

ACU Team Green Junior Cup & Senior 300

RACE 11 - SECTOR ANALYSIS



SECTOR 1 = FL to I1, SECTOR 2 = I1 to I2, SECTOR 3 = I2 to FL, DIFF = Difference To Personal Best Lap, P = Crossed Finish Line in Pit Lane, D = Time Disallowed

P21 81 J		Keo WALKER		Kawasaki NINJA300 - Martin Wight Elecrical			
IDEAL LAP TIME : 1:48.945		BEST LAP TIME : 1:48.945		DIFFERENCE : 0.000			
LAP	SECTOR 1	SECTOR 2	SECTOR 3	LAP TIME	MPH	DIFF	TIME OF DAY
1 -		1:24.119	27.463	2:32.117	57.58	43.172	17:00:33.213
2 -	34.879	50.500	26.907	1:52.286	78.01	3.341	17:02:25.499
3 -	34.312	49.986	26.673	1:50.971 (3)	78.93	2.026	17:04:16.470
4 -	35.168	49.485	26.957	1:51.610	78.48	2.665	17:06:08.080
5 -	33.979	49.585	26.676	1:50.240 (2)	79.46	1.295	17:07:58.320
6 -	33.509	49.185	26.251	1:48.945 (1)	80.40		17:09:47.265

P22 96 S		Giovanni BELIOSSI		Kawasaki NINJA 300 - ASR Accident Storage Recovery			
IDEAL LAP TIME : 1:54.649		BEST LAP TIME : 1:54.649		DIFFERENCE : 0.000			
LAP	SECTOR 1	SECTOR 2	SECTOR 3	LAP TIME	MPH	DIFF	TIME OF DAY
1 -		53.910	27.864	2:08.542	68.14	13.893	17:00:09.638
2 -	35.817	51.577	27.896	1:55.290 (2)	75.98	0.641	17:02:04.928
3 -	35.651	51.795	28.065	1:55.511 (3)	75.83	0.862	17:04:00.439
4 -	36.117	52.162	27.943	1:56.222	75.37	1.573	17:05:56.661
5 -	35.569	51.517	27.563	1:54.649 (1)	76.40		17:07:51.310
6 -	36.224	52.220	27.870	1:56.314	75.31	1.665	17:09:47.624

P23 45 J		Jake MARSH		Kawasaki NINJA 300 - Zipped Up Racing			
IDEAL LAP TIME : 1:55.141		BEST LAP TIME : 1:55.405		DIFFERENCE : 0.264			
LAP	SECTOR 1	SECTOR 2	SECTOR 3	LAP TIME	MPH	DIFF	TIME OF DAY
1 -		53.175	28.230	2:07.646	68.62	12.241	17:00:08.742
2 -	35.712	53.349	28.028	1:57.089	74.81	1.684	17:02:05.831
3 -	35.543	52.488	28.103	1:56.134 (2)	75.42	0.729	17:04:01.965
4 -	35.343	52.121	27.941	1:55.405 (1)	75.90		17:05:57.370
5 -	36.078	52.442	27.677	1:56.197	75.38	0.792	17:07:53.567
6 -	35.398	52.745	28.013	1:56.156 (3)	75.41	0.751	17:09:49.723

P24 75 S		Jonathan ADEDOTUN		Kawasaki NINJA 300 -			
IDEAL LAP TIME : 1:55.507		BEST LAP TIME : 1:56.010		DIFFERENCE : 0.503			
LAP	SECTOR 1	SECTOR 2	SECTOR 3	LAP TIME	MPH	DIFF	TIME OF DAY
1 -		52.658	27.628	2:06.740	69.11	10.730	17:00:07.836
2 -	35.583	52.296	28.131	1:56.010 (1)	75.50		17:02:03.846
3 -	35.800	52.415	28.052	1:56.267 (2)	75.34	0.257	17:04:00.113
4 -	35.989	52.360	28.282	1:56.631 (3)	75.10	0.621	17:05:56.744
5 -	36.162	52.502	28.075	1:56.739	75.03	0.729	17:07:53.483
6 -	36.421	52.884	27.658	1:56.963	74.89	0.953	17:09:50.446

P25 99 S		Ben SCOTT		Kawasaki NINJA 300 - GI Landscapes (UK) Ltd			
IDEAL LAP TIME : 2:00.460		BEST LAP TIME : 2:01.049		DIFFERENCE : 0.589			
LAP	SECTOR 1	SECTOR 2	SECTOR 3	LAP TIME	MPH	DIFF	TIME OF DAY
1 -		55.683	28.130	2:11.615	66.55	10.566	17:00:12.711
2 -	37.586	55.329	28.134	2:01.049 (1)	72.36		17:02:13.760
3 -	37.956	55.433	28.717	2:02.106	71.73	1.057	17:04:15.866
4 -	37.786	54.812	28.581	2:01.179 (2)	72.28	0.130	17:06:17.045
5 -	37.518	55.106	28.803	2:01.427 (3)	72.14	0.378	17:08:18.472
6 -	37.960	55.135	28.562	2:01.657	72.00	0.608	17:10:20.129

BMCRC - MRO Championships 2021 - Rnd 4 @ Brands Hatch GP

ACU Team Green Junior Cup & Senior 300

RACE 11 - SECTOR ANALYSIS



SECTOR 1 = FL to I1, SECTOR 2 = I1 to I2, SECTOR 3 = I2 to FL, DIFF = Difference To Personal Best Lap, P = Crossed Finish Line in Pit Lane, D = Time Disallowed

P26 57 S		Richard BUCKHAM		Kawasaki NINJA 300 -			
IDEAL LAP TIME : 2:00.476		BEST LAP TIME : 2:01.249		DIFFERENCE : 0.773			
LAP	SECTOR 1	SECTOR 2	SECTOR 3	LAP TIME	MPH	DIFF	TIME OF DAY
1 -		54.974	28.681	2:10.620	67.06	9.371	17:00:11.716
2 -	37.178	55.193	29.083	2:01.454 (3)	72.12	0.205	17:02:13.170
3 -	37.551	55.782	29.274	2:02.607	71.44	1.358	17:04:15.777
4 -	38.347	55.119	28.516	2:01.982	71.81	0.733	17:06:17.759
5 -	37.452	54.953	28.954	2:01.359 (2)	72.18	0.110	17:08:19.118
6 -	37.451	55.453	28.345	2:01.249 (1)	72.24		17:10:20.367

P27 83 S		Simon CHAPPELL		Kawasaki NINJA 300 -			
IDEAL LAP TIME : 2:00.473		BEST LAP TIME : 2:01.267		DIFFERENCE : 0.794			
LAP	SECTOR 1	SECTOR 2	SECTOR 3	LAP TIME	MPH	DIFF	TIME OF DAY
1 -		54.957	28.304	2:10.454	67.14	9.187	17:00:11.550
2 -	38.330	55.206	28.219	2:01.755 (3)	71.94	0.488	17:02:13.305
3 -	37.726	55.593	29.196	2:02.515	71.50	1.248	17:04:15.820
4 -	38.572	54.973	28.602	2:02.147	71.71	0.880	17:06:17.967
5 -	37.377	54.918	29.006	2:01.301 (2)	72.21	0.034	17:08:19.268
6 -	37.434	55.655	28.178	2:01.267 (1)	72.23		17:10:20.535

P28 311 12s		Nathan-Ellis WARD		Kawasaki NINJA 300 - Zipped up racing			
IDEAL LAP TIME : 2:00.839		BEST LAP TIME : 2:01.882		DIFFERENCE : 1.043			
LAP	SECTOR 1	SECTOR 2	SECTOR 3	LAP TIME	MPH	DIFF	TIME OF DAY
1 -		56.305	28.831	2:11.479	66.62	9.597	17:00:12.575
2 -	37.017	56.298	29.398	2:02.713 (3)	71.38	0.831	17:02:15.288
3 -	37.351	55.011	29.520	2:01.882 (1)	71.87		17:04:17.170
4 -	38.352	54.991	28.878	2:02.221 (2)	71.67	0.339	17:06:19.391
5 -	37.624	56.231	29.721	2:03.576	70.88	1.694	17:08:22.967
6 -	37.076	56.021	29.740	2:02.837	71.31	0.955	17:10:25.804

P29 71 S		Karie HENLY		Kawasaki NINJA 300 - Thomas Racing			
IDEAL LAP TIME : 2:09.372		BEST LAP TIME : 2:09.510		DIFFERENCE : 0.138			
LAP	SECTOR 1	SECTOR 2	SECTOR 3	LAP TIME	MPH	DIFF	TIME OF DAY
1 -		58.842	30.919	2:19.618	62.74	10.108	17:00:20.714
2 -	40.724	59.102	30.902	2:10.728 (3)	67.00	1.218	17:02:31.442
3 -	40.758	59.449	30.941	2:11.148	66.79	1.638	17:04:42.590
4 -	40.083	58.677	30.750	2:09.510 (1)	67.63		17:06:52.100
5 -	40.257	59.857	30.612	2:10.726 (2)	67.00	1.216	17:09:02.826

P30 18 J		George HIGGINS		Kawasaki NINJA 300 - Aztec Racing			
IDEAL LAP TIME : 1:54.762		BEST LAP TIME : 1:54.972		DIFFERENCE : 0.210			
LAP	SECTOR 1	SECTOR 2	SECTOR 3	LAP TIME	MPH	DIFF	TIME OF DAY
1 -		52.751	27.937	2:05.819	69.62	10.847	17:00:06.915
2 -	35.141	51.740	28.091	1:54.972 (1)	76.19		17:02:01.887
3 -	35.943	51.845	27.881	1:55.669 (2)	75.73	0.697	17:03:57.556
4 -	35.811	52.068	28.235	1:56.114 (3)	75.44	1.142	17:05:53.670
5 -	36.343	51.952	28.352	1:56.647	75.09	1.675	17:07:50.317

P31 64 J		Jamie MALIN		Kawasaki NINJA 300 -			
IDEAL LAP TIME : 2:04.539		BEST LAP TIME : 2:07.063		DIFFERENCE : 2.524			
LAP	SECTOR 1	SECTOR 2	SECTOR 3	LAP TIME	MPH	DIFF	TIME OF DAY
1 -		57.818	28.771	2:15.063	64.85	8.000	17:00:16.159
2 -	37.950	59.378	29.735	2:07.063 (1)	68.94		17:02:23.222
3 -	39.990	1:01.500	29.659	2:11.149 (2)	66.79	4.086	17:04:34.371
4 -	39.387	1:01.331	30.517	2:11.235 (3)	66.74	4.172	17:06:45.606

Weather / Track : Sunny / Dry

Brands Hatch GP
Circuit Length = 2.4332 miles
Start: 16:58 Flag 17:08 End: 17:10

BMCRC - MRO Championships 2021 - Rnd 4 @ Brands Hatch GP

ACU Team Green Junior Cup & Senior 300

RACE 11 - SECTOR ANALYSIS



SECTOR 1 = FL to I1, SECTOR 2 = I1 to I2, SECTOR 3 = I2 to FL, DIFF = Difference To Personal Best Lap, P = Crossed Finish Line in Pit Lane, D = Time Disallowed

P32 50 J Fred McMULLAN		Kawasaki NINJA 300 - Orwell motorcycles Ipswich					
IDEAL LAP TIME : 1:47.152		BEST LAP TIME : 1:47.152		DIFFERENCE : 0.000			
LAP	SECTOR 1	SECTOR 2	SECTOR 3	LAP TIME	MPH	DIFF	TIME OF DAY
1 -		49.648	26.137	1:54.828 (2)	76.28	7.676	16:59:55.924
2 -	32.979	48.164	26.009	1:47.152 (1)	81.75		17:01:43.076

BMCRC - MRO Championships 2021 - Rnd 4 @ Brands Hatch GP

ACU Team Green Junior Cup & Senior 300

RACE 11 - BEST SECTORS

SECTOR 1			SECTOR 2			SECTOR 3			IDEAL / BEST COMPARISON						
POS	NO	NAME	TIME	NO	NAME	TIME	NO	NAME	TIME	POS	NO	NAME	IDEAL	BEST	DIFF
													PERFECT LAP	1:46.120	
1	60	DOCHERTY	32.630	93	HARDIE	48.065	60	DOCHERTY	25.425	1	60	DOCHERTY	1:46.414	1:46.742	0.328
2	31	MELLOR	32.693	31	MELLOR	48.098	14	SMART-WEEDEN	25.662	2	31	MELLOR	1:46.529	1:46.529	0.000
3	93	HARDIE	32.881	14	SMART-WEEDEN	48.113	196	KIRSCH	25.714	3	93	HARDIE	1:46.743	1:46.998	0.255
4	50	McMULLAN	32.979	196	KIRSCH	48.119	31	MELLOR	25.738	4	14	SMART-WEEDEN	1:46.923	1:47.099	0.176
5	30	MELLOR	33.064	50	McMULLAN	48.164	93	HARDIE	25.797	5	196	KIRSCH	1:46.949	1:47.176	0.227
6	196	KIRSCH	33.116	30	MELLOR	48.247	30	MELLOR	25.825	6	30	MELLOR	1:47.136	1:47.167	0.031
7	14	SMART-WEEDEN	33.148	60	DOCHERTY	48.359	61	WALKER	25.964	7	50	McMULLAN	1:47.152	1:47.152	0.000
8	32	MURRAY	33.470	19	O'MARA	48.735	50	McMULLAN	26.009	8	19	O'MARA	1:48.367	1:48.733	0.366
9	81	WALKER	33.509	32	MURRAY	48.768	19	O'MARA	26.079	9	32	MURRAY	1:48.499	1:48.699	0.200
10	19	O'MARA	33.553	65	BREESE	49.104	113	HARDIE	26.233	10	81	WALKER	1:48.945	1:48.945	0.000
11	65	BREESE	33.917	81	WALKER	49.185	81	WALKER	26.251	11	65	BREESE	1:49.354	1:50.247	0.893
12	61	WALKER	33.945	69	HUSKINSON	49.262	32	MURRAY	26.261	12	61	WALKER	1:49.568	1:50.106	0.538
13	69	HUSKINSON	33.968	113	HARDIE	49.638	65	BREESE	26.333	13	69	HUSKINSON	1:49.594	1:49.983	0.389
14	87	CLEARY	34.147	61	WALKER	49.659	69	HUSKINSON	26.364	14	113	HARDIE	1:50.029	1:50.151	0.122
15	113	HARDIE	34.158	48	SABBARTON	50.034	26	BETTRIDGE	26.892	15	87	CLEARY	1:52.009	1:52.431	0.422
16	26	BETTRIDGE	34.764	70	WHITE	50.232	400	THURTL	27.122	16	48	SABBARTON	1:52.194	1:52.194	0.000
17	70	WHITE	34.889	87	CLEARY	50.603	70	WHITE	27.146	17	70	WHITE	1:52.267	1:52.494	0.227
18	48	SABBARTON	34.974	26	BETTRIDGE	50.611	48	SABBARTON	27.186	18	26	BETTRIDGE	1:52.267	1:52.712	0.445
19	18	HIGGINS	35.141	66	SMITH	51.155	87	CLEARY	27.259	19	66	SMITH	1:53.766	1:54.447	0.681
20	66	SMITH	35.281	88	COURT	51.321	66	SMITH	27.330	20	400	THURTL	1:53.834	1:54.187	0.353
21	400	THURTL	35.330	400	THURTL	51.382	88	COURT	27.384	21	88	COURT	1:54.110	1:54.406	0.296
22	45	MARSH	35.343	96	BELIOSSI	51.517	96	BELIOSSI	27.563	22	96	BELIOSSI	1:54.649	1:54.649	0.000
23	88	COURT	35.405	18	HIGGINS	51.740	75	ADEDOTUN	27.628	23	18	HIGGINS	1:54.762	1:54.972	0.210
24	10	BRUNSDON	35.425	10	BRUNSDON	51.766	10	BRUNSDON	27.631	24	10	BRUNSDON	1:54.822	1:55.053	0.231
25	96	BELIOSSI	35.569	45	MARSH	52.121	45	MARSH	27.677	25	45	MARSH	1:55.141	1:55.405	0.264
26	75	ADEDOTUN	35.583	75	ADEDOTUN	52.296	18	HIGGINS	27.881	26	75	ADEDOTUN	1:55.507	1:56.010	0.503
27	311	WARD	37.017	99	SCOTT	54.812	99	SCOTT	28.130	27	99	SCOTT	2:00.460	2:01.049	0.589
28	57	BUCKHAM	37.178	83	CHAPPELL	54.918	83	CHAPPELL	28.178	28	83	CHAPPELL	2:00.473	2:01.267	0.794
29	83	CHAPPELL	37.377	57	BUCKHAM	54.953	57	BUCKHAM	28.345	29	57	BUCKHAM	2:00.476	2:01.249	0.773
30	99	SCOTT	37.518	311	WARD	54.991	64	MALIN	28.771	30	311	WARD	2:00.839	2:01.882	1.043
31	64	MALIN	37.950	64	MALIN	57.818	311	WARD	28.831	31	64	MALIN	2:04.539	2:07.063	2.524
32	71	HENLY	40.083	71	HENLY	58.677	71	HENLY	30.612	32	71	HENLY	2:09.372	2:09.510	0.138

Weather / Track : Sunny / Dry

Brands Hatch GP

Circuit Length = 2.4332 miles

Start: 16:58 Flag 17:08 End: 17:10

Results can be found at www.tsl-timing.com

Printed - 17:13 Saturday, 17 July 2021

BMCRC - MRO Championships 2021 - Rnd 4 @ Brands Hatch GP

ACU Team Green Junior Cup & Senior 300

RACE 11 - STATISTICS

Competitors Started 32
Planned Start 2021-07-17 @ 16:30:00.000
Actual Start 2021-07-17 @ 16:58:01.095
Finish Time 2021-07-17 @ 17:08:53.236
Track Length 2.4332mi.
Total Laps 184
Total Distance Covered 447.7252mi.

Session Fastest Lap History

NO	CL	NAME	LAP TIME	TIME OF DAY	LAP	VEHICLE
50	J	Fred McMULLAN	1:54.828	16:59:55.954	1	Kawasaki NINJA 300
50	J	Fred McMULLAN	1:47.152	17:01:43.106	2	Kawasaki NINJA 300
93	J	Mikey HARDIE	1:46.998	17:01:43.159	2	Kawasaki NINJA 400
31	J	Dylan MELLOR	1:46.529	17:07:07.961	5	Kawasaki NINJA 300

Session Leader History

NO	CL	NAME	FROM LAP	LAPS LED	DISTANCE	VEHICLE
50	J	Fred McMULLAN	1	2	4.86 miles	Kawasaki NINJA 300
93	J	Mikey HARDIE	3	4	9.73 miles	Kawasaki NINJA 400

Flag History

TYPE	TIME OF DAY
GREEN	16:58:01.095
FINISH	17:08:53.236

Flag Statistics

TYPE	COUNT	TOTAL LAPS	TOTAL TIME
Green	1	6	12:58.451
Red	0	0	0.000
Safety Car	0	0	0.000
FCY	0	0	0.000

BMCRC - MRO Championships 2021 - Rnd 4 @ Brands Hatch GP

ACU Team Green Junior Cup & Senior 300

RACE 11 - STATISTICS

CLASS : J

13 Starters

Fastest Lap History

NO	NAME	LAP TIME	TIME OF DAY	LAP	VEHICLE
50	Fred McMULLAN	1:54.828	16:59:55.954	1	Kawasaki NINJA 300
50	Fred McMULLAN	1:47.152	17:01:43.106	2	Kawasaki NINJA 300
93	Mikey HARDIE	1:46.998	17:01:43.159	2	Kawasaki NINJA 400
31	Dylan MELLOR	1:46.529	17:07:07.961	5	Kawasaki NINJA 300

Leader History

NO	NAME	FROM LAP	LAPS LED	DISTANCE	VEHICLE
50	Fred McMULLAN	1	2	4.86 miles	Kawasaki NINJA 300
93	Mikey HARDIE	3	4	9.73 miles	Kawasaki NINJA 400

BMCRC - MRO Championships 2021 - Rnd 4 @ Brands Hatch GP

ACU Team Green Junior Cup & Senior 300

RACE 11 - STATISTICS

CLASS : S

18 Starters

Fastest Lap History

NO	NAME	LAP TIME	TIME OF DAY	LAP	VEHICLE
32	Conor MURRAY	1:56.148	16:59:57.261	1	Kawasaki NINJA 300
32	Conor MURRAY	1:49.213	17:01:46.473	2	Kawasaki NINJA 300
32	Conor MURRAY	1:48.699	17:03:35.172	3	Kawasaki NINJA 300

Leader History

NO	NAME	FROM LAP	LAPS LED	DISTANCE	VEHICLE
32	Conor MURRAY	1	6	14.59 miles	Kawasaki NINJA 300

BMCRC - MRO Championships 2021 - Rnd 4 @ Brands Hatch GP

ACU Team Green Junior Cup & Senior 300

RACE 11 - STATISTICS

CLASS : 12s

1 Starters

Fastest Lap History

NO	NAME	LAP TIME	TIME OF DAY	LAP	VEHICLE
311	Nathan-Ellis WARD	2:11.479	17:00:12.586	1	Kawasaki NINJA 300
311	Nathan-Ellis WARD	2:02.713	17:02:15.300	2	Kawasaki NINJA 300
311	Nathan-Ellis WARD	2:01.882	17:04:17.182	3	Kawasaki NINJA 300

Leader History

NO	NAME	FROM LAP	LAPS LED	DISTANCE	VEHICLE
311	Nathan-Ellis WARD	1	6	14.59 miles	Kawasaki NINJA 300

BMCRC - MRO Championships 2021 - Rnd 4 @ Brands Hatch GP



ACU Team Green Junior Cup & Senior 300

RACE 2 - GRID (7 Laps)



ROW 13	39		38	58	Matthew WOOD	37	39	Peter PARAPANOS	
ROW 12	36	77	Joe WHITE	35	34	Oliver ARBON	34	24	Darren STOLTON
ROW 11	33	0	Tom BARRETT	32	71	Karie HENLY	31	64	Jamie MALIN
ROW 10	30	311	Nathan-Ellis WARD	29	83	Simon CHAPPELL	28	57	Richard BUCKHAM
ROW 9	27	99	Ben SCOTT	26	75	Jonathan ADEDOTUN	25	45	Jake MARSH
ROW 8	24	10	Mike BRUNSDON	23	18	George HIGGINS	22	96	Giovanni BELIOSSI
ROW 7	21	66	Mark SMITH	20	88	David COURT	19	400	Stuart THURTL
ROW 6	18	26	Nicholas BETTRIDGE	17	70	Justin WHITE	16	87	James CLEARY
ROW 5	15	48	Kevin SABBARTON	14	65	Konrad BREESE	13	113	Graeme HARDIE
ROW 4	12	61	Kathryn WALKER	11	69	Danny HUSKINSON	10	81	Keo WALKER
ROW 3	9	19	James O'MARA	8	32	Conor MURRAY	7	196	Jack KIRSCH
ROW 2	6	30	Owen MELLOR	5	50	Fred McMULLAN	4	14	Finn SMART-WEEDEN
ROW 1	3	93	Mikey HARDIE	2	60	Lennon DOCHERTY	1	31	Dylan MELLOR
									Pole

Brands Hatch GP

Circuit Length = 2.4332 miles

These results are provisional until the conclusion of any judicial and technical matters.

Clerk Of Course :	Stewards :	Timekeeper : Craig Smith
-------------------	------------	--------------------------

Results can be found at www.tsl-timing.com

Printed - 17:15 Saturday, 17 July 2021



BMCRC - MRO Championships 2021 - Rnd 4 @ Brands Hatch GP



ACU Team Green Junior Cup & Senior 300

RACE 2 - CLASSIFICATION

Kawasaki

POS	NO	CL	PIC NAME	ENTRY	LAPS	TIME	GAP	DIFF	MPH	BEST	ON
1	93	J	1 Mikey HARDIE	Kawasaki NINJA 400 - 113 Events Ltd	6	10:42.518			81.80	1:45.494	6
2	60	J	2 Lennon DOCHERTY	Kawasaki NINJA 300 - Doc Fit Training	6	10:42.997	0.479	0.479	81.74	1:45.694	6
3	14	J	3 Finn SMART-WEEDEN	Kawasak NINJA 400 - Mum and Dad	6	10:44.300	1.782	1.303	81.57	1:45.858	4
4	30	J	4 Owen MELLOR	Kawasaki NINJA 300 - Team Mellor Racing	6	10:44.488	1.970	0.188	81.55	1:45.634	3
5	196	J	5 Jack KIRSCH	Kawasaki NINJA 400 - Core Formwork	6	10:50.367	7.849	5.879	80.81	1:46.819	2
6	50	J	6 Fred McMULLAN	Kawasaki NINJA 300 - Orwell motorcycles Ipswich	6	10:50.434	7.916	0.067	80.80	1:46.988	3
7	81	J	7 Keo WALKER	Kawasaki NINJA300 - Martin Wight Electrical	6	11:00.724	18.206	10.290	79.54	1:48.546	3
8	19	J	8 James O'MARA	Kawasaki NINJA 300 - BRP Machining Ltd	6	11:00.940	18.422	0.216	79.52	1:47.667	2
9	65	S	1 Konrad BREESE	Kawasaki NINJA 300 - STIHL Racing	6	11:04.299	21.781	3.359	79.11	1:49.217	5
10	69	S	2 Danny HUSKINSON	Kawasaki NINJA 300 - art of racing	6	11:04.381	21.863	0.082	79.10	1:48.062	3
11	61	S	3 Kathryn WALKER	Kawasaki NINJA - Think Bike Gear & AutoSmart Pr	6	11:04.428	21.910	0.047	79.10	1:48.837	3
12	113	S	4 Graeme HARDIE	Kawasaki NINJA 400 - 113 Events Ltd	6	11:06.184	23.666	1.756	78.89	1:48.956	4
13	77	J	9 Joe WHITE	Kawasaki NINJA 300 - Just In Graphics /MZ CONTF	6	11:06.613	24.095	0.429	78.84	1:48.297	3
14	70	S	5 Justin WHITE	Kawasaki NINJA 300 - Just In Graphics	5	9:29.201	1 Lap	1 Lap	76.94	1:51.929	2
15	26	S	6 Nicholas BETTRIDGE	Kawasaki NINJA - Weald builders	5	9:35.013	1 Lap		5.812	1:52.953	4
16	87	J	10 James CLEARY	Kawasaki NINJA 300 - Mum and Dad	5	9:35.264	1 Lap		0.251	1:52.505	3
17	48	S	7 Kevin SABBARTON	Kawasaki NINJA 300 -	5	9:35.315	1 Lap		0.051	1:52.794	3
18	24	S	8 Darren STOLTON	Kawasaki NINJA 300 -	5	9:38.889	1 Lap		3.574	1:52.628	3
19	400	S	9 Stuart THURTL	Kawasaki NINJA 400 - TeamTortoise Racing	5	9:41.378	1 Lap		2.489	1:53.679	4
20	66	S	10 Mark SMITH	Kawasaki NINJA 300 - MHP EXHAUST S	5	9:42.543	1 Lap		1.165	1:54.204	5
21	88	S	11 David COURT	Kawasaki NINJA 300 -	5	9:43.138	1 Lap		0.595	1:54.352	5
22	45	J	11 Jake MARSH	Kawasaki NINJA 300 - Zipped Up Racing	5	9:43.291	1 Lap		0.153	1:53.563	5
23	10	S	12 Mike BRUNSDON	Kawasaki NINJA 300 - CF Fairford	5	9:47.625	1 Lap		4.334	1:54.729	2
24	75	S	13 Jonathan ADEDOTUN	Kawasaki NINJA 300 -	5	9:48.513	1 Lap		0.888	1:54.963	4
25	39	S	14 Peter PARAPANOS	Kawasaki NINJA 300 - AMR Glasgow Kawasaki	5	9:54.079	1 Lap		5.566	1:55.605	3
26	18	J	12 George HIGGINS	Kawasaki NINJA 300 - Aztec Racing	5	9:59.587	1 Lap		5.508	1:56.865	3
27	96	S	15 Giovanni BELIOSSI	Kawasaki NINJA 300 - ASR Accident Storage Reco	5	10:11.700	1 Lap		12.113	1:59.037	2
28	99	S	16 Ben SCOTT	Kawasaki NINJA 300 - GI Landscapes (UK) Ltd	5	10:11.865	1 Lap		0.165	1:59.313	5
29	83	S	17 Simon CHAPPELL	Kawasaki NINJA 300 -	5	10:11.951	1 Lap		0.086	1:59.723	5
30	64	J	13 Jamie MALIN	Kawasaki NINJA 300 -	5	10:12.454	1 Lap		0.503	1:59.014	5
31	311	12s	1 Nathan-Ellis WARD	Kawasaki NINJA 300 - Zipped up racing	5	10:14.902	1 Lap		2.448	2:00.007	4

NOT CLASSIFIED

DNF	31	J	Dylan MELLOR	Kawasaki NINJA 300 - Team Mellor Racing	5	8:57.116	1 Lap		81.54	1:45.623	3
DNF	32	S	Conor MURRAY	Kawasaki NINJA 300 -	5	9:15.925	1 Lap	18.809	78.78	1:49.007	4
DNF	71	S	Karie HENLY	Kawasaki NINJA 300 - Thomas Racing	2	4:30.070	4 Laps	3 Laps	64.87	2:10.146	2

FASTEST LAP

93	J	Mikey HARDIE	Kawasaki NINJA 400 - 113 Events Ltd	6	1:45.494	83.03 mph	133.63 kph
69	S	Danny HUSKINSON	Kawasaki NINJA 300 - art of racing	3	1:48.062	81.06 mph	130.45 kph
311	12s	Nathan-Ellis WARD	Kawasaki NINJA 300 - Zipped up racing	4	2:00.007	72.99 mph	117.47 kph

Race stopped

Class J - 92.5% of Race Speed = 75.66 mph

Class S - 92.5% of Race Speed = 73.17 mph

Class 12s - 92.5% of Race Speed = 65.87 mph

Brands Hatch GP: 2.4332 miles

Race Distance: 6 Laps / 14.59 miles

Start: 10:59 Flag 11:09 End: 11:11

Weather / Track : Sunny / Dry

These results are provisional until the conclusion of any judicial and technical matters.

Clerk Of Course :	Stewards :	Timekeeper : Craig Smith
-------------------	------------	--------------------------

Results can be found at www.tsl-timing.com

Printed - 11:14 Sunday, 18 July 2021



BMCRC - MRO Championships 2021 - Rnd 4 @ Brands Hatch GP

ACU Team Green Junior Cup & Senior 300

RACE 2 - LAP CHART

LAP 1 @ 11:01:07.581

NO	BEHIND	LAP TIME
60		1:52.364
31	0.188	1:52.552
93	0.282	1:52.646
14	0.530	1:52.894
30	1.097	1:53.461
50	1.383	1:53.747
196	1.478	1:53.842
19	2.224	1:54.588
81	2.598	1:54.962
69	4.365	1:56.729
65	4.550	1:56.914
61	5.625	1:57.989
113	5.723	1:58.087
32	6.251	1:58.615
70	6.820	1:59.184
77	8.382	2:00.746
26	8.476	2:00.840
87	8.505	2:00.869
48	8.774	2:01.138
66	11.042	2:03.406
24	11.898	2:04.262
45	12.119	2:04.483
400	12.153	2:04.517
88	12.557	2:04.921
75	14.109	2:06.473
10	14.850	2:07.214
18	15.295	2:07.659
96	16.267	2:08.631
39	17.089	2:09.453
83	18.285	2:10.649
99	18.929	2:11.293
311	20.060	2:12.424
64	21.387	2:13.751
71	27.560	2:19.924

LAP 2 @ 11:02:53.780

NO	BEHIND	LAP TIME
60		1:46.199
93	0.053	1:45.970
31	0.756	1:46.767
14	0.839	1:46.508
30	1.175	1:46.277
196	2.098	1:46.819
50	2.423	1:47.239
19	3.692	1:47.667
81	4.971	1:48.572
65	8.210	1:49.859
61	9.038	1:49.612
113	9.594	1:50.070
32	9.730	1:49.678
69	10.560	1:52.394
77	10.973	1:48.790
70	12.550	1:51.929
26	15.824	1:53.547
87	16.343	1:54.037
48	16.380	1:53.805
66	19.763	1:54.920
24	19.847	1:54.148
400	19.930	1:53.976
88	20.953	1:54.595
45	21.814	1:55.894
75	23.290	1:55.380

Weather / Track : Sunny / Dry

Results can be found at www.tsl-timing.com

10	23.380	1:54.729
18	26.217	1:57.121
39	27.838	1:56.948
96	29.105	1:59.037
99	33.061	2:00.331
83	33.161	2:01.075
64	34.742	1:59.554
311	34.958	2:01.097
71	51.507	2:10.146

LAP 3 @ 11:04:39.695

NO	BEHIND	LAP TIME
93		1:45.862
60	0.084	1:45.999
31	0.464	1:45.623
30	0.894	1:45.634
14	1.024	1:46.100
50	3.496	1:46.988
196	3.643	1:47.460
19	6.910	1:49.133
81	7.602	1:48.546
65	11.648	1:49.353
61	11.960	1:48.837
69	12.707	1:48.062
113	13.042	1:49.363
32	13.299	1:49.484
77	13.355	1:48.297
70	19.374	1:52.739
87	22.933	1:52.505
26	23.016	1:53.107
48	23.259	1:52.794
24	26.560	1:52.628
66	28.542	1:54.694
400	28.766	1:54.751
88	29.583	1:54.545
45	30.997	1:55.098
10	33.105	1:55.640
75	34.091	1:56.716
18	37.167	1:56.865
39	37.528	1:55.605
96	43.671	2:00.481
83	47.359	2:00.113
99	47.374	2:00.228
64	48.425	1:59.598
311	50.212	2:01.169

LAP 4 @ 11:06:25.585

NO	BEHIND	LAP TIME
60		1:45.806
93	0.093	1:45.983
31	0.340	1:45.766
30	0.778	1:45.774
14	0.992	1:45.858
50	4.814	1:47.208
196	4.928	1:47.175
19	11.251	1:50.231
81	11.440	1:49.728
65	15.179	1:49.421
61	15.641	1:49.571
69	15.737	1:48.920
77	15.918	1:48.453
113	16.108	1:48.956
32	16.416	1:49.007
70	26.321	1:52.837

26	30.079	1:52.953
87	30.092	1:53.049
48	30.423	1:53.054
24	35.459	1:54.789
400	36.555	1:53.679
66	37.971	1:55.319
88	38.418	1:54.725
45	39.360	1:54.253
10	42.170	1:54.955
75	43.164	1:54.963
39	47.481	1:55.843
18	50.235	1:58.958
96	59.174	2:01.393
83	1:01.860	2:00.391
99	1:02.184	2:00.700
64	1:03.072	2:00.537
311	1:04.329	2:00.007

LAP 5 @ 11:08:12.241

NO	BEHIND	LAP TIME
93		1:46.563
31	0.092	1:46.408
60	0.279	1:46.935
30	0.628	1:46.506
14	0.770	1:46.434
50	5.623	1:47.465
196	5.660	1:47.388
81	14.355	1:49.571
19	14.464	1:49.869
69	17.717	1:48.636
65	17.740	1:49.217
61	18.296	1:49.311
77	18.807	1:49.545
32	18.901	1:49.141
113	18.941	1:49.489
70	32.177	1:52.512
26	37.989	1:54.566
87	38.240	1:54.804
48	38.291	1:54.524
24	41.865	1:53.062
400	44.354	1:54.455
66	45.519	1:54.204
88	46.114	1:54.352
45	46.267	1:53.563
10	50.601	1:55.087
75	51.489	1:54.981
39	57.055	1:56.230
18	1:02.563	1:58.984
96	1:14.676	2:02.158
99	1:14.841	1:59.313
83	1:14.927	1:59.723
64	1:15.430	1:59.014
311	1:17.878	2:00.205

LAP 6 @ 11:09:57.735

NO	BEHIND	LAP TIME
93		1:45.494
60	0.479	1:45.694
14	1.782	1:46.506
30	1.970	1:46.836
196	7.849	1:47.683
50	7.916	1:47.787
81	18.206	1:49.345
19	18.422	1:49.452

Brands Hatch GP

Circuit Length = 2.4332 miles

Start: 10:59 Flag 11:09 End: 11:11

Printed - 11:14 Sunday, 18 July 2021

BMCRC - MRO Championships 2021 - Rnd 4 @ Brands Hatch GP

ACU Team Green Junior Cup & Senior 300

RACE 2 - SECTOR ANALYSIS



SECTOR 1 = FL to I1, SECTOR 2 = I1 to I2, SECTOR 3 = I2 to FL, DIFF = Difference To Personal Best Lap, P = Crossed Finish Line in Pit Lane, D = Time Disallowed

P1 93 J		Mikey HARDIE		Kawasaki NINJA 400 - 113 Events Ltd			
IDEAL LAP TIME : 1:45.414		BEST LAP TIME : 1:45.494		DIFFERENCE : 0.080			
LAP	SECTOR 1	SECTOR 2	SECTOR 3	LAP TIME	MPH	DIFF	TIME OF DAY
1 -		48.179	25.349	1:52.646	77.76	7.152	11:01:07.863
2 -	32.689	47.510	25.771	1:45.970 (3)	82.66	0.476	11:02:53.833
3 -	32.618	47.689	25.555	1:45.862 (2)	82.74	0.368	11:04:39.695
4 -	32.666	47.627	25.690	1:45.983	82.65	0.489	11:06:25.678
5 -	32.563	48.210	25.790	1:46.563	82.20	1.069	11:08:12.241
6 -	32.614	47.539	25.341	1:45.494 (1)	83.03		11:09:57.735

P2 60 J		Lennon DOCHERTY		Kawasaki NINJA 300 - Doc Fit Training			
IDEAL LAP TIME : 1:45.104		BEST LAP TIME : 1:45.694		DIFFERENCE : 0.590			
LAP	SECTOR 1	SECTOR 2	SECTOR 3	LAP TIME	MPH	DIFF	TIME OF DAY
1 -		48.344	25.580	1:52.364	77.95	6.670	11:01:07.581
2 -	32.764	47.926	25.509	1:46.199	82.48	0.505	11:02:53.780
3 -	32.756	47.851	25.392	1:45.999 (3)	82.64	0.305	11:04:39.779
4 -	32.878	47.241	25.687	1:45.806 (2)	82.79	0.112	11:06:25.585
5 -	32.867	48.228	25.840	1:46.935	81.91	1.241	11:08:12.520
6 -	32.488	47.831	25.375	1:45.694 (1)	82.87		11:09:58.214

P3 14 J		Finn SMART-WEEDEN		Kawasaki NINJA 400 - Mum and Dad			
IDEAL LAP TIME : 1:45.582		BEST LAP TIME : 1:45.858		DIFFERENCE : 0.276			
LAP	SECTOR 1	SECTOR 2	SECTOR 3	LAP TIME	MPH	DIFF	TIME OF DAY
1 -		48.503	25.433	1:52.894	77.59	7.036	11:01:08.111
2 -	32.800	48.026	25.682	1:46.508	82.24	0.650	11:02:54.619
3 -	32.938	47.675	25.487	1:46.100 (2)	82.56	0.242	11:04:40.719
4 -	32.587	47.678	25.593	1:45.858 (1)	82.75		11:06:26.577
5 -	32.529	47.713	26.192	1:46.434 (3)	82.30	0.576	11:08:13.011
6 -	32.474	47.747	26.285	1:46.506	82.24	0.648	11:09:59.517

P4 30 J		Owen MELLOR		Kawasaki NINJA 300 - Team Mellor Racing			
IDEAL LAP TIME : 1:45.540		BEST LAP TIME : 1:45.634		DIFFERENCE : 0.094			
LAP	SECTOR 1	SECTOR 2	SECTOR 3	LAP TIME	MPH	DIFF	TIME OF DAY
1 -		48.379	25.767	1:53.461	77.20	7.827	11:01:08.678
2 -	32.647	48.120	25.510	1:46.277 (3)	82.42	0.643	11:02:54.955
3 -	32.484	47.609	25.541	1:45.634 (1)	82.92		11:04:40.589
4 -	32.461	47.840	25.473	1:45.774 (2)	82.81	0.140	11:06:26.363
5 -	32.502	48.014	25.990	1:46.506	82.24	0.872	11:08:12.869
6 -	33.063	47.606	26.167	1:46.836	81.99	1.202	11:09:59.705

P5 196 J		Jack KIRSCH		Kawasaki NINJA 400 - Core Formwork			
IDEAL LAP TIME : 1:46.572		BEST LAP TIME : 1:46.819		DIFFERENCE : 0.247			
LAP	SECTOR 1	SECTOR 2	SECTOR 3	LAP TIME	MPH	DIFF	TIME OF DAY
1 -		48.266	25.821	1:53.842	76.94	7.023	11:01:09.059
2 -	33.081	48.067	25.671	1:46.819 (1)	82.00		11:02:55.878
3 -	32.890	48.016	26.554	1:47.460	81.51	0.641	11:04:43.338
4 -	33.237	48.011	25.927	1:47.175 (2)	81.73	0.356	11:06:30.513
5 -	32.987	48.359	26.042	1:47.388 (3)	81.57	0.569	11:08:17.901
6 -	33.109	48.360	26.214	1:47.683	81.34	0.864	11:10:05.584

BMCRC - MRO Championships 2021 - Rnd 4 @ Brands Hatch GP

ACU Team Green Junior Cup & Senior 300

RACE 2 - SECTOR ANALYSIS



SECTOR 1 = FL to I1, SECTOR 2 = I1 to I2, SECTOR 3 = I2 to FL, DIFF = Difference To Personal Best Lap, P = Crossed Finish Line in Pit Lane, D = Time Disallowed

P6 50 J Fred McMULLAN		Kawasaki NINJA 300 - Orwell motorcycles Ipswich					
IDEAL LAP TIME : 1:46.549		BEST LAP TIME : 1:46.988		DIFFERENCE : 0.439			
LAP	SECTOR 1	SECTOR 2	SECTOR 3	LAP TIME	MPH	DIFF	TIME OF DAY
1 -		48.306	25.893	1:53.747	77.01	6.759	11:01:08.964
2 -	33.163	48.287	25.789	1:47.239 (3)	81.68	0.251	11:02:56.203
3 -	32.933	47.953	26.102	1:46.988 (1)	81.87		11:04:43.191
4 -	33.290	47.834	26.084	1:47.208 (2)	81.70	0.220	11:06:30.399
5 -	32.926	48.356	26.183	1:47.465	81.51	0.477	11:08:17.864
6 -	33.260	48.399	26.128	1:47.787	81.26	0.799	11:10:05.651

P7 81 J Keo WALKER		Kawasaki NINJA300 - Martin Wight Electrical					
IDEAL LAP TIME : 1:47.985		BEST LAP TIME : 1:48.546		DIFFERENCE : 0.561			
LAP	SECTOR 1	SECTOR 2	SECTOR 3	LAP TIME	MPH	DIFF	TIME OF DAY
1 -		48.543	25.867	1:54.962	76.19	6.416	11:01:10.179
2 -	33.633	48.697	26.242	1:48.572 (2)	80.68	0.026	11:02:58.751
3 -	33.575	48.786	26.185	1:48.546 (1)	80.70		11:04:47.297
4 -	33.577	48.969	27.182	1:49.728	79.83	1.182	11:06:37.025
5 -	33.923	49.220	26.428	1:49.571	79.94	1.025	11:08:26.596
6 -	33.695	49.092	26.558	1:49.345 (3)	80.11	0.799	11:10:15.941

P8 19 J James O'MARA		Kawasaki NINJA 300 - BRP Machining Ltd					
IDEAL LAP TIME : 1:47.619		BEST LAP TIME : 1:47.667		DIFFERENCE : 0.048			
LAP	SECTOR 1	SECTOR 2	SECTOR 3	LAP TIME	MPH	DIFF	TIME OF DAY
1 -		48.409	26.022	1:54.588	76.44	6.921	11:01:09.805
2 -	33.294	48.303	26.070	1:47.667 (1)	81.36		11:02:57.472
3 -	33.445	49.174	26.514	1:49.133 (2)	80.26	1.466	11:04:46.605
4 -	34.299	49.093	26.839	1:50.231	79.46	2.564	11:06:36.836
5 -	33.990	49.469	26.410	1:49.869	79.72	2.202	11:08:26.705
6 -	33.747	49.046	26.659	1:49.452 (3)	80.03	1.785	11:10:16.157

P9 65 S Konrad BREESE		Kawasaki NINJA 300 - STIHL Racing					
IDEAL LAP TIME : 1:48.919		BEST LAP TIME : 1:49.217		DIFFERENCE : 0.298			
LAP	SECTOR 1	SECTOR 2	SECTOR 3	LAP TIME	MPH	DIFF	TIME OF DAY
1 -		49.148	26.381	1:56.914	74.92	7.697	11:01:12.131
2 -	34.001	49.284	26.574	1:49.859	79.73	0.642	11:03:01.990
3 -	33.861	49.153	26.339	1:49.353 (2)	80.10	0.136	11:04:51.343
4 -	33.654	49.396	26.371	1:49.421 (3)	80.05	0.204	11:06:40.764
5 -	33.725	48.926	26.566	1:49.217 (1)	80.20		11:08:29.981
6 -	33.956	49.100	26.479	1:49.535	79.97	0.318	11:10:19.516

P10 69 S Danny HUSKINSON		Kawasaki NINJA 300 - art of racing					
IDEAL LAP TIME : 1:47.854		BEST LAP TIME : 1:48.062		DIFFERENCE : 0.208			
LAP	SECTOR 1	SECTOR 2	SECTOR 3	LAP TIME	MPH	DIFF	TIME OF DAY
1 -		48.863	26.751	1:56.729	75.04	8.667	11:01:11.946
2 -	33.957	52.234	26.203	1:52.394	77.93	4.332	11:03:04.340
3 -	33.512	48.306	26.244	1:48.062 (1)	81.06		11:04:52.402
4 -	33.345	48.883	26.692	1:48.920 (3)	80.42	0.858	11:06:41.322
5 -	33.458	48.437	26.741	1:48.636 (2)	80.63	0.574	11:08:29.958
6 -	33.942	48.983	26.715	1:49.640	79.89	1.578	11:10:19.598

BMCRC - MRO Championships 2021 - Rnd 4 @ Brands Hatch GP

ACU Team Green Junior Cup & Senior 300

RACE 2 - SECTOR ANALYSIS



SECTOR 1 = FL to I1, SECTOR 2 = I1 to I2, SECTOR 3 = I2 to FL, DIFF = Difference To Personal Best Lap, P = Crossed Finish Line in Pit Lane, D = Time Disallowed

P11 61 S		Kathryn WALKER		Kawasaki NINJA - Think Bike Gear & AutoSmart Preston			
IDEAL LAP TIME : 1:48.658		BEST LAP TIME : 1:48.837		DIFFERENCE : 0.179			
LAP	SECTOR 1	SECTOR 2	SECTOR 3	LAP TIME	MPH	DIFF	TIME OF DAY
1 -		49.658	26.068	1:57.989	74.24	9.152	11:01:13.206
2 -	33.946	49.482	26.184	1:49.612	79.91	0.775	11:03:02.818
3 -	33.600	49.231	26.006	1:48.837 (1)	80.48		11:04:51.655
4 -	33.591	49.436	26.544	1:49.571	79.94	0.734	11:06:41.226
5 -	33.983	49.061	26.267	1:49.311 (3)	80.13	0.474	11:08:30.537
6 -	33.598	49.233	26.277	1:49.108 (2)	80.28	0.271	11:10:19.645

P12 113 S		Graeme HARDIE		Kawasaki NINJA 400 - 113 Events Ltd			
IDEAL LAP TIME : 1:48.753		BEST LAP TIME : 1:48.956		DIFFERENCE : 0.203			
LAP	SECTOR 1	SECTOR 2	SECTOR 3	LAP TIME	MPH	DIFF	TIME OF DAY
1 -		49.765	26.549	1:58.087	74.18	9.131	11:01:13.304
2 -	34.048	49.857	26.165	1:50.070	79.58	1.114	11:03:03.374
3 -	33.936	49.296	26.131	1:49.363 (2)	80.09	0.407	11:04:52.737
4 -	33.758	48.984	26.214	1:48.956 (1)	80.39		11:06:41.693
5 -	34.087	49.149	26.253	1:49.489 (3)	80.00	0.533	11:08:31.182
6 -	34.544	48.864	26.811	1:50.219	79.47	1.263	11:10:21.401

P13 77 J		Joe WHITE		Kawasaki NINJA 300 - Just In Graphics /MZ CONTRACTS/ Silve			
IDEAL LAP TIME : 1:47.699		BEST LAP TIME : 1:48.297		DIFFERENCE : 0.598			
LAP	SECTOR 1	SECTOR 2	SECTOR 3	LAP TIME	MPH	DIFF	TIME OF DAY
1 -		49.451	26.306	2:00.746	72.54	12.449	11:01:15.963
2 -	34.100	48.852	25.838	1:48.790 (3)	80.52	0.493	11:03:04.753
3 -	33.733	48.872	25.692	1:48.297 (1)	80.88		11:04:53.050
4 -	33.903	48.293	26.257	1:48.453 (2)	80.77	0.156	11:06:41.503
5 -	33.714	48.444	27.387	1:49.545	79.96	1.248	11:08:31.048
6 -	34.195	49.784	26.803	1:50.782	79.07	2.485	11:10:21.830

P14 70 S		Justin WHITE		Kawasaki NINJA 300 - Just In Graphics			
IDEAL LAP TIME : 1:51.617		BEST LAP TIME : 1:51.929		DIFFERENCE : 0.312			
LAP	SECTOR 1	SECTOR 2	SECTOR 3	LAP TIME	MPH	DIFF	TIME OF DAY
1 -		50.319	26.738	1:59.184	73.49	7.255	11:01:14.401
2 -	34.560	50.399	26.970	1:51.929 (1)	78.26		11:03:06.330
3 -	34.742	50.835	27.162	1:52.739 (3)	77.70	0.810	11:04:59.069
4 -	35.030	50.534	27.273	1:52.837	77.63	0.908	11:06:51.906
5 -	34.841	50.442	27.229	1:52.512 (2)	77.85	0.583	11:08:44.418

P15 26 S		Nicholas BETTRIDGE		Kawasaki NINJA - Weald builders			
IDEAL LAP TIME : 1:52.420		BEST LAP TIME : 1:52.953		DIFFERENCE : 0.533			
LAP	SECTOR 1	SECTOR 2	SECTOR 3	LAP TIME	MPH	DIFF	TIME OF DAY
1 -		50.935	27.095	2:00.840	72.49	7.887	11:01:16.057
2 -	34.877	51.539	27.131	1:53.547 (3)	77.14	0.594	11:03:09.604
3 -	35.060	51.022	27.025	1:53.107 (2)	77.44	0.154	11:05:02.711
4 -	34.913	50.699	27.341	1:52.953 (1)	77.55		11:06:55.664
5 -	34.987	51.925	27.654	1:54.566	76.46	1.613	11:08:50.230

P16 87 J		James CLEARY		Kawasaki NINJA 300 - Mum and Dad			
IDEAL LAP TIME : 1:52.490		BEST LAP TIME : 1:52.505		DIFFERENCE : 0.015			
LAP	SECTOR 1	SECTOR 2	SECTOR 3	LAP TIME	MPH	DIFF	TIME OF DAY
1 -		50.786	27.563	2:00.869	72.47	8.364	11:01:16.086
2 -	35.048	51.460	27.529	1:54.037 (3)	76.81	1.532	11:03:10.123
3 -	34.524	50.801	27.180	1:52.505 (1)	77.86		11:05:02.628
4 -	34.585	50.962	27.502	1:53.049 (2)	77.48	0.544	11:06:55.677
5 -	35.110	51.965	27.729	1:54.804	76.30	2.299	11:08:50.481

Weather / Track : Sunny / Dry

Brands Hatch GP
Circuit Length = 2.4332 miles
Start: 10:59 Flag 11:09 End: 11:11

BMCRC - MRO Championships 2021 - Rnd 4 @ Brands Hatch GP

ACU Team Green Junior Cup & Senior 300

RACE 2 - SECTOR ANALYSIS



SECTOR 1 = FL to I1, SECTOR 2 = I1 to I2, SECTOR 3 = I2 to FL, DIFF = Difference To Personal Best Lap, P = Crossed Finish Line in Pit Lane, D = Time Disallowed

P17 48 S		Kevin SABBARTON		Kawasaki NINJA 300 -			
IDEAL LAP TIME : 1:52.476		BEST LAP TIME : 1:52.794		DIFFERENCE : 0.318			
LAP	SECTOR 1	SECTOR 2	SECTOR 3	LAP TIME	MPH	DIFF	TIME OF DAY
1 -		50.726	27.009	2:01.138	72.31	8.344	11:01:16.355
2 -	35.145	51.404	27.256	1:53.805 (3)	76.97	1.011	11:03:10.160
3 -	34.951	50.866	26.977	1:52.794 (1)	77.66		11:05:02.954
4 -	35.061	50.548	27.445	1:53.054 (2)	77.48	0.260	11:06:56.008
5 -	35.047	51.478	27.999	1:54.524	76.48	1.730	11:08:50.532

P18 24 S		Darren STOLTON		Kawasaki NINJA 300 -			
IDEAL LAP TIME : 1:51.804		BEST LAP TIME : 1:52.628		DIFFERENCE : 0.824			
LAP	SECTOR 1	SECTOR 2	SECTOR 3	LAP TIME	MPH	DIFF	TIME OF DAY
1 -		51.794	27.523	2:04.262	70.49	11.634	11:01:19.479
2 -	34.894	52.313	26.941	1:54.148 (3)	76.74	1.520	11:03:13.627
3 -	34.926	50.595	27.107	1:52.628 (1)	77.77		11:05:06.255
4 -	36.419	51.009	27.361	1:54.789	76.31	2.161	11:07:01.044
5 -	34.670	51.307	27.085	1:53.062 (2)	77.47	0.434	11:08:54.106

P19 400 S		Stuart THURTLÉ		Kawasaki NINJA 400 - TeamTortoise Racing			
IDEAL LAP TIME : 1:53.654		BEST LAP TIME : 1:53.679		DIFFERENCE : 0.025			
LAP	SECTOR 1	SECTOR 2	SECTOR 3	LAP TIME	MPH	DIFF	TIME OF DAY
1 -		52.525	27.354	2:04.517	70.35	10.838	11:01:19.734
2 -	35.508	51.116	27.352	1:53.976 (2)	76.85	0.297	11:03:13.710
3 -	35.858	51.358	27.535	1:54.751	76.33	1.072	11:05:08.461
4 -	35.318	50.984	27.377	1:53.679 (1)	77.05		11:07:02.140
5 -	35.471	51.095	27.889	1:54.455 (3)	76.53	0.776	11:08:56.595

P20 66 S		Mark SMITH		Kawasaki NINJA 300 - MHP EXHAUST'S			
IDEAL LAP TIME : 1:54.120		BEST LAP TIME : 1:54.204		DIFFERENCE : 0.084			
LAP	SECTOR 1	SECTOR 2	SECTOR 3	LAP TIME	MPH	DIFF	TIME OF DAY
1 -		51.337	27.593	2:03.406	70.98	9.202	11:01:18.623
2 -	35.633	51.340	27.947	1:54.920 (3)	76.22	0.716	11:03:13.543
3 -	35.645	51.433	27.616	1:54.694 (2)	76.37	0.490	11:05:08.237
4 -	36.419	51.283	27.617	1:55.319	75.96	1.115	11:07:03.556
5 -	35.560	50.967	27.677	1:54.204 (1)	76.70		11:08:57.760

P21 88 S		David COURT		Kawasaki NINJA 300 -			
IDEAL LAP TIME : 1:53.544		BEST LAP TIME : 1:54.352		DIFFERENCE : 0.808			
LAP	SECTOR 1	SECTOR 2	SECTOR 3	LAP TIME	MPH	DIFF	TIME OF DAY
1 -		52.383	27.353	2:04.921	70.12	10.569	11:01:20.138
2 -	35.931	51.667	26.997	1:54.595 (3)	76.44	0.243	11:03:14.733
3 -	35.460	51.634	27.451	1:54.545 (2)	76.47	0.193	11:05:09.278
4 -	35.712	51.730	27.283	1:54.725	76.35	0.373	11:07:04.003
5 -	35.485	51.087	27.780	1:54.352 (1)	76.60		11:08:58.355

P22 45 J		Jake MARSH		Kawasaki NINJA 300 - Zipped Up Racing			
IDEAL LAP TIME : 1:53.456		BEST LAP TIME : 1:53.563		DIFFERENCE : 0.107			
LAP	SECTOR 1	SECTOR 2	SECTOR 3	LAP TIME	MPH	DIFF	TIME OF DAY
1 -		52.529	27.981	2:04.483	70.36	10.920	11:01:19.700
2 -	35.667	52.600	27.627	1:55.894	75.58	2.331	11:03:15.594
3 -	35.429	51.938	27.731	1:55.098 (3)	76.10	1.535	11:05:10.692
4 -	35.436	51.367	27.450	1:54.253 (2)	76.67	0.690	11:07:04.945
5 -	34.878	51.128	27.557	1:53.563 (1)	77.13		11:08:58.508

Weather / Track : Sunny / Dry

Brands Hatch GP
Circuit Length = 2.4332 miles
Start: 10:59 Flag 11:09 End: 11:11

BMCRC - MRO Championships 2021 - Rnd 4 @ Brands Hatch GP

ACU Team Green Junior Cup & Senior 300

RACE 2 - SECTOR ANALYSIS



SECTOR 1 = FL to I1, SECTOR 2 = I1 to I2, SECTOR 3 = I2 to FL, DIFF = Difference To Personal Best Lap, P = Crossed Finish Line in Pit Lane, D = Time Disallowed

P23 10 S		Mike BRUNSDON		Kawasaki NINJA 300 - CF Fairford			
IDEAL LAP TIME : 1:54.378		BEST LAP TIME : 1:54.729		DIFFERENCE : 0.351			
LAP	SECTOR 1	SECTOR 2	SECTOR 3	LAP TIME	MPH	DIFF	TIME OF DAY
1 -		52.902	28.130	2:07.214	68.85	12.485	11:01:22.431
2 -	35.571	51.676	27.482	1:54.729 (1)	76.35		11:03:17.160
3 -	36.164	51.638	27.838	1:55.640	75.75	0.911	11:05:12.800
4 -	35.568	51.489	27.898	1:54.955 (2)	76.20	0.226	11:07:07.755
5 -	35.407	51.691	27.989	1:55.087 (3)	76.11	0.358	11:09:02.842

P24 75 S		Jonathan ADEDOTUN		Kawasaki NINJA 300 -			
IDEAL LAP TIME : 1:54.635		BEST LAP TIME : 1:54.963		DIFFERENCE : 0.328			
LAP	SECTOR 1	SECTOR 2	SECTOR 3	LAP TIME	MPH	DIFF	TIME OF DAY
1 -		52.725	27.768	2:06.473	69.26	11.510	11:01:21.690
2 -	35.724	52.081	27.575	1:55.380 (3)	75.92	0.417	11:03:17.070
3 -	36.731	52.120	27.865	1:56.716	75.05	1.753	11:05:13.786
4 -	35.868	51.656	27.439	1:54.963 (1)	76.19		11:07:08.749
5 -	35.628	51.625	27.728	1:54.981 (2)	76.18	0.018	11:09:03.730

P25 39 S		Peter PARAPANOS		Kawasaki NINJA 300 - AMR Glasgow Kawasaki			
IDEAL LAP TIME : 1:54.966		BEST LAP TIME : 1:55.605		DIFFERENCE : 0.639			
LAP	SECTOR 1	SECTOR 2	SECTOR 3	LAP TIME	MPH	DIFF	TIME OF DAY
1 -		54.142	27.642	2:09.453	67.66	13.848	11:01:24.670
2 -	36.266	52.847	27.835	1:56.948	74.90	1.343	11:03:21.618
3 -	36.252	51.715	27.638	1:55.605 (1)	75.77		11:05:17.223
4 -	35.613	52.347	27.883	1:55.843 (2)	75.61	0.238	11:07:13.066
5 -	35.998	52.329	27.903	1:56.230 (3)	75.36	0.625	11:09:09.296

P26 18 J		George HIGGINS		Kawasaki NINJA 300 - Aztec Racing			
IDEAL LAP TIME : 1:56.764		BEST LAP TIME : 1:56.865		DIFFERENCE : 0.101			
LAP	SECTOR 1	SECTOR 2	SECTOR 3	LAP TIME	MPH	DIFF	TIME OF DAY
1 -		52.733	28.923	2:07.659	68.61	10.794	11:01:22.876
2 -	36.098	52.603	28.420	1:57.121 (2)	74.79	0.256	11:03:19.997
3 -	36.180	52.246	28.439	1:56.865 (1)	74.95		11:05:16.862
4 -	37.018	53.346	28.594	1:58.958 (3)	73.63	2.093	11:07:15.820
5 -	36.574	53.811	28.599	1:58.984	73.62	2.119	11:09:14.804

P27 96 S		Giovanni BELIOSSI		Kawasaki NINJA 300 - ASR Accident Storage Recovery			
IDEAL LAP TIME : 1:58.351		BEST LAP TIME : 1:59.037		DIFFERENCE : 0.686			
LAP	SECTOR 1	SECTOR 2	SECTOR 3	LAP TIME	MPH	DIFF	TIME OF DAY
1 -		54.079	27.898	2:08.631	68.10	9.594	11:01:23.848
2 -	36.745	53.952	28.340	1:59.037 (1)	73.58		11:03:22.885
3 -	36.919	53.708	29.854	2:00.481 (2)	72.70	1.444	11:05:23.366
4 -	37.873	54.951	28.569	2:01.393 (3)	72.16	2.356	11:07:24.759
5 -	37.685	55.383	29.090	2:02.158	71.70	3.121	11:09:26.917

P28 99 S		Ben SCOTT		Kawasaki NINJA 300 - GI Landscapes (UK) Ltd			
IDEAL LAP TIME : 1:59.173		BEST LAP TIME : 1:59.313		DIFFERENCE : 0.140			
LAP	SECTOR 1	SECTOR 2	SECTOR 3	LAP TIME	MPH	DIFF	TIME OF DAY
1 -		54.835	28.134	2:11.293	66.71	11.980	11:01:26.510
2 -	37.441	54.640	28.250	2:00.331 (3)	72.79	1.018	11:03:26.841
3 -	37.358	54.552	28.318	2:00.228 (2)	72.86	0.915	11:05:27.069
4 -	37.598	54.650	28.452	2:00.700	72.57	1.387	11:07:27.769
5 -	37.498	53.759	28.056	1:59.313 (1)	73.41		11:09:27.082

Weather / Track : Sunny / Dry

Brands Hatch GP
Circuit Length = 2.4332 miles
Start: 10:59 Flag 11:09 End: 11:11

BMCRC - MRO Championships 2021 - Rnd 4 @ Brands Hatch GP

ACU Team Green Junior Cup & Senior 300

RACE 2 - SECTOR ANALYSIS



SECTOR 1 = FL to I1, SECTOR 2 = I1 to I2, SECTOR 3 = I2 to FL, DIFF = Difference To Personal Best Lap, P = Crossed Finish Line in Pit Lane, D = Time Disallowed

P29 83 S		Simon CHAPPELL		Kawasaki NINJA 300 -			
IDEAL LAP TIME : 1:58.923		BEST LAP TIME : 1:59.723		DIFFERENCE : 0.800			
LAP	SECTOR 1	SECTOR 2	SECTOR 3	LAP TIME	MPH	DIFF	TIME OF DAY
1 -		54.948	28.388	2:10.649	67.04	10.926	11:01:25.866
2 -	37.372	55.547	28.156	2:01.075	72.35	1.352	11:03:26.941
3 -	37.500	54.595	28.018	2:00.113 (2)	72.93	0.390	11:05:27.054
4 -	37.019	54.581	28.791	2:00.391 (3)	72.76	0.668	11:07:27.445
5 -	37.104	53.886	28.733	1:59.723 (1)	73.16		11:09:27.168

P30 64 J		Jamie MALIN		Kawasaki NINJA 300 -			
IDEAL LAP TIME : 1:58.569		BEST LAP TIME : 1:59.014		DIFFERENCE : 0.445			
LAP	SECTOR 1	SECTOR 2	SECTOR 3	LAP TIME	MPH	DIFF	TIME OF DAY
1 -		56.814	28.112	2:13.751	65.49	14.737	11:01:28.968
2 -	36.531	55.273	27.750	1:59.554 (2)	73.27	0.540	11:03:28.522
3 -	36.821	54.900	27.877	1:59.598 (3)	73.24	0.584	11:05:28.120
4 -	36.714	55.757	28.066	2:00.537	72.67	1.523	11:07:28.657
5 -	36.976	54.556	27.482	1:59.014 (1)	73.60		11:09:27.671

P31 311 12s		Nathan-Ellis WARD		Kawasaki NINJA 300 - Zipped up racing			
IDEAL LAP TIME : 1:59.525		BEST LAP TIME : 2:00.007		DIFFERENCE : 0.482			
LAP	SECTOR 1	SECTOR 2	SECTOR 3	LAP TIME	MPH	DIFF	TIME OF DAY
1 -		55.185	28.873	2:12.424	66.14	12.417	11:01:27.641
2 -	36.877	54.904	29.316	2:01.097 (3)	72.33	1.090	11:03:28.738
3 -	37.807	54.301	29.061	2:01.169	72.29	1.162	11:05:29.907
4 -	36.469	54.441	29.097	2:00.007 (1)	72.99		11:07:29.914
5 -	36.746	54.556	28.903	2:00.205 (2)	72.87	0.198	11:09:30.119

P32 31 J		Dylan MELLOR		Kawasaki NINJA 300 - Team Mellor Racing			
IDEAL LAP TIME : 1:45.458		BEST LAP TIME : 1:45.623		DIFFERENCE : 0.165			
LAP	SECTOR 1	SECTOR 2	SECTOR 3	LAP TIME	MPH	DIFF	TIME OF DAY
1 -		48.581	25.452	1:52.552	77.82	6.929	11:01:07.769
2 -	32.861	48.682	25.224	1:46.767	82.04	1.144	11:02:54.536
3 -	32.371	47.932	25.320	1:45.623 (1)	82.93		11:04:40.159
4 -	32.610	47.863	25.293	1:45.766 (2)	82.82	0.143	11:06:25.925
5 -	32.390	48.113	25.905	1:46.408 (3)	82.32	0.785	11:08:12.333

P33 32 S		Conor MURRAY		Kawasaki NINJA 300 -			
IDEAL LAP TIME : 1:48.513		BEST LAP TIME : 1:49.007		DIFFERENCE : 0.494			
LAP	SECTOR 1	SECTOR 2	SECTOR 3	LAP TIME	MPH	DIFF	TIME OF DAY
1 -		50.742	26.529	1:58.615	73.85	9.608	11:01:13.832
2 -	33.898	49.633	26.147	1:49.678	79.86	0.671	11:03:03.510
3 -	34.614	48.928	25.942	1:49.484 (3)	80.01	0.477	11:04:52.994
4 -	33.728	48.848	26.431	1:49.007 (1)	80.36		11:06:42.001
5 -	34.297	48.843	26.001	1:49.141 (2)	80.26	0.134	11:08:31.142

P34 71 S		Karie HENLY		Kawasaki NINJA 300 - Thomas Racing			
IDEAL LAP TIME : 2:10.146		BEST LAP TIME : 2:10.146		DIFFERENCE : 0.000			
LAP	SECTOR 1	SECTOR 2	SECTOR 3	LAP TIME	MPH	DIFF	TIME OF DAY
1 -		58.555	31.595	2:19.924 (2)	62.60	9.778	11:01:35.141
2 -	40.356	58.538	31.252	2:10.146 (1)	67.30		11:03:45.287

Weather / Track : Sunny / Dry

Brands Hatch GP
Circuit Length = 2.4332 miles
Start: 10:59 Flag 11:09 End: 11:11

BMCRC - MRO Championships 2021 - Rnd 4 @ Brands Hatch GP

ACU Team Green Junior Cup & Senior 300

RACE 2 - BEST SECTORS

SECTOR 1			SECTOR 2			SECTOR 3			IDEAL / BEST COMPARISON						
POS	NO	NAME	TIME	NO	NAME	TIME	NO	NAME	TIME	POS	NO	NAME	IDEAL	BEST	DIFF
													PERFECT LAP	1:44.836	
1	31	MELLOR	32.371	60	DOCHERTY	47.241	31	MELLOR	25.224	1	60	DOCHERTY	1:45.104	1:45.694	0.590
2	30	MELLOR	32.461	93	HARDIE	47.510	93	HARDIE	25.341	2	93	HARDIE	1:45.414	1:45.494	0.080
3	14	SMART-WEEDEN	32.474	30	MELLOR	47.606	60	DOCHERTY	25.375	3	31	MELLOR	1:45.458	1:45.623	0.165
4	60	DOCHERTY	32.488	14	SMART-WEEDEN	47.675	14	SMART-WEEDEN	25.433	4	30	MELLOR	1:45.540	1:45.634	0.094
5	93	HARDIE	32.563	50	McMULLAN	47.834	30	MELLOR	25.473	5	14	SMART-WEEDEN	1:45.582	1:45.858	0.276
6	196	KIRSCH	32.890	31	MELLOR	47.863	196	KIRSCH	25.671	6	50	McMULLAN	1:46.549	1:46.988	0.439
7	50	McMULLAN	32.926	196	KIRSCH	48.011	77	WHITE	25.692	7	196	KIRSCH	1:46.572	1:46.819	0.247
8	19	O'MARA	33.294	77	WHITE	48.293	50	McMULLAN	25.789	8	19	O'MARA	1:47.619	1:47.667	0.048
9	69	HUSKINSON	33.345	19	O'MARA	48.303	81	WALKER	25.867	9	77	WHITE	1:47.699	1:48.297	0.598
10	81	WALKER	33.575	69	HUSKINSON	48.306	32	MURRAY	25.942	10	69	HUSKINSON	1:47.854	1:48.062	0.208
11	61	WALKER	33.591	81	WALKER	48.543	61	WALKER	26.006	11	81	WALKER	1:47.985	1:48.546	0.561
12	65	BREESE	33.654	32	MURRAY	48.843	19	O'MARA	26.022	12	32	MURRAY	1:48.513	1:49.007	0.494
13	77	WHITE	33.714	113	HARDIE	48.864	113	HARDIE	26.131	13	61	WALKER	1:48.658	1:48.837	0.179
14	32	MURRAY	33.728	65	BREESE	48.926	69	HUSKINSON	26.203	14	113	HARDIE	1:48.753	1:48.956	0.203
15	113	HARDIE	33.758	61	WALKER	49.061	65	BREESE	26.339	15	65	BREESE	1:48.919	1:49.217	0.298
16	87	CLEARY	34.524	24	STOLTON	50.193	70	WHITE	26.738	16	70	WHITE	1:51.617	1:51.929	0.312
17	70	WHITE	34.560	70	WHITE	50.319	24	STOLTON	26.941	17	24	STOLTON	1:51.804	1:52.628	0.824
18	24	STOLTON	34.670	26	BETTRIDGE	50.518	48	SABBARTON	26.977	18	26	BETTRIDGE	1:52.420	1:52.953	0.533
19	26	BETTRIDGE	34.877	48	SABBARTON	50.548	88	COURT	26.997	19	48	SABBARTON	1:52.476	1:52.794	0.318
20	45	MARSH	34.878	87	CLEARY	50.786	26	BETTRIDGE	27.025	20	87	CLEARY	1:52.490	1:52.505	0.015
21	48	SABBARTON	34.951	66	SMITH	50.967	87	CLEARY	27.180	21	45	MARSH	1:53.456	1:53.563	0.107
22	400	THURTL	35.318	400	THURTL	50.984	400	THURTL	27.352	22	88	COURT	1:53.544	1:54.352	0.808
23	10	BRUNSDON	35.407	88	COURT	51.087	75	ADEDOTUN	27.439	23	400	THURTL	1:53.654	1:53.679	0.025
24	88	COURT	35.460	45	MARSH	51.128	45	MARSH	27.450	24	66	SMITH	1:54.120	1:54.204	0.084
25	66	SMITH	35.560	10	BRUNSDON	51.489	10	BRUNSDON	27.482	25	10	BRUNSDON	1:54.378	1:54.729	0.351
26	75	ADEDOTUN	35.571	75	ADEDOTUN	51.625	64	MALIN	27.482	26	75	ADEDOTUN	1:54.635	1:54.963	0.328
27	39	PARAPANOS	35.613	39	PARAPANOS	51.715	66	SMITH	27.593	27	39	PARAPANOS	1:54.966	1:55.605	0.639
28	18	HIGGINS	36.098	18	HIGGINS	52.246	39	PARAPANOS	27.638	28	18	HIGGINS	1:56.764	1:56.865	0.101
29	311	WARD	36.351	96	BELIOSSI	53.708	96	BELIOSSI	27.898	29	96	BELIOSSI	1:58.351	1:59.037	0.686
30	64	MALIN	36.531	99	SCOTT	53.759	83	CHAPPELL	28.018	30	64	MALIN	1:58.569	1:59.014	0.445
31	96	BELIOSSI	36.745	83	CHAPPELL	53.886	99	SCOTT	28.056	31	83	CHAPPELL	1:58.923	1:59.723	0.800
32	83	CHAPPELL	37.019	311	WARD	54.301	18	HIGGINS	28.420	32	99	SCOTT	1:59.173	1:59.313	0.140
33	99	SCOTT	37.358	64	MALIN	54.556	311	WARD	28.873	33	311	WARD	1:59.525	2:00.007	0.482
34	71	HENLY	40.356	71	HENLY	58.538	71	HENLY	31.252	34	71	HENLY	2:10.146	2:10.146	0.000

Weather / Track : Sunny / Dry

Brands Hatch GP

Circuit Length = 2.4332 miles

Start: 10:59 Flag 11:09 End: 11:11

Results can be found at www.tsl-timing.com

Printed - 11:14 Sunday, 18 July 2021

BMCRC - MRO Championships 2021 - Rnd 4 @ Brands Hatch GP

ACU Team Green Junior Cup & Senior 300

RACE 2 - STATISTICS

Competitors Started	34
Planned Start	2021-07-18 @ 10:50:00.000
Actual Start	2021-07-18 @ 10:59:15.216
Finish Time	2021-07-18 @ 11:09:57.734
Track Length	2.4332mi.
Total Laps	180
Total Distance Covered	437.9921mi.

Session Fastest Lap History

NO	CL	NAME	LAP TIME	TIME OF DAY	LAP	VEHICLE
60	J	Lennon DOCHERTY	1:52.364	11:01:07.599	1	Kawasaki NINJA 300
60	J	Lennon DOCHERTY	1:46.199	11:02:53.799	2	Kawasaki NINJA 300
93	J	Mikey HARDIE	1:45.970	11:02:53.833	2	Kawasaki NINJA 400
93	J	Mikey HARDIE	1:45.862	11:04:39.723	3	Kawasaki NINJA 400
31	J	Dylan MELLOR	1:45.623	11:04:40.193	3	Kawasaki NINJA 300
93	J	Mikey HARDIE	1:45.494	11:09:57.768	6	Kawasaki NINJA 400

Session Leader History

NO	CL	NAME	FROM LAP	LAPS LED	DISTANCE	VEHICLE
60	J	Lennon DOCHERTY	1	2	4.86 miles	Kawasaki NINJA 300
93	J	Mikey HARDIE	3	1	2.43 miles	Kawasaki NINJA 400
60	J	Lennon DOCHERTY	4	1	2.43 miles	Kawasaki NINJA 300
93	J	Mikey HARDIE	5	2	4.86 miles	Kawasaki NINJA 400

Flag History

TYPE	TIME OF DAY
GREEN	10:59:15.216
FINISH	11:09:57.734

Flag Statistics

TYPE	COUNT	TOTAL LAPS	TOTAL TIME
Green	1	6	12:11.232
Red	0	0	0.000
Safety Car	0	0	0.000
FCY	0	0	0.000

BMCRC - MRO Championships 2021 - Rnd 4 @ Brands Hatch GP

ACU Team Green Junior Cup & Senior 300

RACE 2 - STATISTICS

CLASS : J

14 Starters

Fastest Lap History

NO	NAME	LAP TIME	TIME OF DAY	LAP	VEHICLE
60	Lennon DOCHERTY	1:52.364	11:01:07.599	1	Kawasaki NINJA 300
60	Lennon DOCHERTY	1:46.199	11:02:53.799	2	Kawasaki NINJA 300
93	Mikey HARDIE	1:45.970	11:02:53.833	2	Kawasaki NINJA 400
93	Mikey HARDIE	1:45.862	11:04:39.723	3	Kawasaki NINJA 400
31	Dylan MELLOR	1:45.623	11:04:40.193	3	Kawasaki NINJA 300
93	Mikey HARDIE	1:45.494	11:09:57.768	6	Kawasaki NINJA 400

Leader History

NO	NAME	FROM LAP	LAPS LED	DISTANCE	VEHICLE
60	Lennon DOCHERTY	1	2	4.86 miles	Kawasaki NINJA 300
93	Mikey HARDIE	3	1	2.43 miles	Kawasaki NINJA 400
60	Lennon DOCHERTY	4	1	2.43 miles	Kawasaki NINJA 300
93	Mikey HARDIE	5	2	4.86 miles	Kawasaki NINJA 400

Weather / Track : Sunny / Dry

Brands Hatch GP
Circuit Length = 2.4332 miles
Start: 10:59 Flag 11:09 End: 11:11

BMCRC - MRO Championships 2021 - Rnd 4 @ Brands Hatch GP

ACU Team Green Junior Cup & Senior 300

RACE 2 - STATISTICS

CLASS : S

19 Starters

Fastest Lap History

NO	NAME	LAP TIME	TIME OF DAY	LAP	VEHICLE
69	Danny HUSKINSON	1:56.729	11:01:11.960	1	Kawasaki NINJA 300
65	Konrad BREESE	1:49.859	11:03:01.999	2	Kawasaki NINJA 300
61	Kathryn WALKER	1:49.612	11:03:02.838	2	Kawasaki NINJA
65	Konrad BREESE	1:49.353	11:04:51.352	3	Kawasaki NINJA 300
61	Kathryn WALKER	1:48.837	11:04:51.675	3	Kawasaki NINJA
69	Danny HUSKINSON	1:48.062	11:04:52.420	3	Kawasaki NINJA 300

Leader History

NO	NAME	FROM LAP	LAPS LED	DISTANCE	VEHICLE
69	Danny HUSKINSON	1	1	2.43 miles	Kawasaki NINJA 300
65	Konrad BREESE	2	3	7.29 miles	Kawasaki NINJA 300
69	Danny HUSKINSON	5	1	2.43 miles	Kawasaki NINJA 300
65	Konrad BREESE	6	1	2.43 miles	Kawasaki NINJA 300

Weather / Track : Sunny / Dry

Brands Hatch GP
Circuit Length = 2.4332 miles
Start: 10:59 Flag 11:09 End: 11:11

BMCRC - MRO Championships 2021 - Rnd 4 @ Brands Hatch GP

ACU Team Green Junior Cup & Senior 300

RACE 2 - STATISTICS

CLASS : 12s

1 Starters

Fastest Lap History

NO	NAME	LAP TIME	TIME OF DAY	LAP	VEHICLE
311	Nathan-Ellis WARD	2:12.424	11:01:27.653	1	Kawasaki NINJA 300
311	Nathan-Ellis WARD	2:01.097	11:03:28.750	2	Kawasaki NINJA 300
311	Nathan-Ellis WARD	2:00.007	11:07:29.926	4	Kawasaki NINJA 300

Leader History

NO	NAME	FROM LAP	LAPS LED	DISTANCE	VEHICLE
311	Nathan-Ellis WARD	1	5	12.16 miles	Kawasaki NINJA 300

BMCRC - MRO Championships 2021 - Rnd 4 @ Brands Hatch GP



ACU Team Green Junior Cup & Senior 300

RACE 12 - GRID (7 Laps)



ROW 12	36	34	Oliver ARBON	35	0	Tom BARRETT	34	71	Karie HENLY	2:10.146
ROW 11				33	311	Nathan-Ellis WARD	32	83	Simon CHAPPELL	1:59.723
							31	99	Ben SCOTT	1:59.313
ROW 10				30	96	Giovanni BELIOSSI	29	64	Jamie MALIN	1:59.014
							28	18	George HIGGINS	1:56.865
ROW 9				27	39	Peter PARAPANOS	26	75	Jonathan ADEDOTUN	1:55.605
							25	10	Mike BRUNSDON	1:54.963
ROW 8				24	88	David COURT	23	66	Mark SMITH	1:54.352
							22	400	Stuart THURTLE	1:54.204
ROW 7				21	45	Jake MARSH	20	26	Nicholas BETTRIDGE	1:53.563
							19	48	Kevin SABBARTON	1:52.953
ROW 6				18	24	Darren STOLTON	17	87	James CLEARY	1:52.628
							16	70	Justin WHITE	1:52.505
ROW 5				15	65	Konrad BREESE	14	32	Conor MURRAY	1:49.217
							13	113	Graeme HARDIE	1:49.007
ROW 4				12	61	Kathryn WALKER	11	81	Keo WALKER	1:48.837
							10	77	Joe WHITE	1:48.546
ROW 3				9	69	Danny HUSKINSON	8	19	James O'MARA	1:48.062
							7	50	Fred McMULLAN	1:47.667
ROW 2				6	196	Jack KIRSCH	5	14	Finn SMART-WEEDEN	1:46.819
							4	60	Lennon DOCHERTY	1:45.858
ROW 1				3	30	Owen MELLOR	2	31	Dylan MELLOR	1:45.634
							1	93	Mikey HARDIE	1:45.623
										1:45.494
										Pole

Brands Hatch GP

Circuit Length = 2.4332 miles

These results are provisional until the conclusion of any judicial and technical matters.

Clerk Of Course :	Stewards :	Timekeeper : Craig Smith
-------------------	------------	--------------------------

Results can be found at www.tsl-timing.com

Printed - 11:16 Sunday, 18 July 2021



BMCRC - MRO Championships 2021 - Rnd 4 @ Brands Hatch GP



ACU Team Green Junior Cup & Senior 300

RACE 12 - CLASSIFICATION

Kawasaki

POS	NO	CL	PIC NAME	ENTRY	LAPS	TIME	GAP	DIFF	MPH	BEST	ON
1	93	J	1 Mikey HARDIE	Kawasaki NINJA 400 - 113 Events Ltd	6	10:47.165			81.21	1:45.865	6
2	30	J	2 Owen MELLOR	Kawasaki NINJA 300 - Team Mellor Racing	6	10:47.635	0.470	0.470	81.15	1:46.125	6
3	196	J	3 Jack KIRSCH	Kawasaki NINJA 400 - Core Formwork	6	10:48.970	1.805	1.335	80.98	1:46.546	5
4	60	J	4 Lennon DOCHERTY	Kawasaki NINJA 300 - Doc Fit Training	6	10:49.085	1.920	0.115	80.97	1:46.532	5
5	14	J	5 Finn SMART-WEEDEN	Kawasak NINJA 400 - Mum and Dad	6	10:49.167	2.002	0.082	80.96	1:46.616	5
6	50	J	6 Fred McMULLAN	Kawasaki NINJA 300 - Orwell motorcycles Ipswich	6	10:54.753	7.588	5.586	80.27	1:47.482	4
7	31	J	7 Dylan MELLOR	Kawasaki NINJA 300 - Team Mellor Racing	6	10:54.837	7.672	0.084	80.26	1:47.400	4
8	81	J	8 Keo WALKER	Kawasaki NINJA300 - Martin Wight Electrical	6	11:03.416	16.251	8.579	79.22	1:48.894	3
9	19	J	9 James O'MARA	Kawasaki NINJA 300 - BRP Machining Ltd	6	11:03.582	16.417	0.166	79.20	1:48.462	2
10	69	S	1 Danny HUSKINSON	Kawasaki NINJA 300 - art of racing	6	11:06.151	18.986	2.569	78.89	1:49.379	6
11	77	J	10 Joe WHITE	Kawasaki NINJA 300 - Just In Graphics /MZ CONTR	6	11:06.233	19.068	0.082	78.88	1:49.315	6
12	61	S	2 Kathryn WALKER	Kawasaki NINJA - Think Bike Gear & AutoSmart Pre	6	11:08.372	21.207	2.139	78.63	1:49.143	5
13	65	S	3 Konrad BREESE	Kawasaki NINJA 300 - STIHL Racing	6	11:08.588	21.423	0.216	78.61	1:48.751	6
14	32	S	4 Conor MURRAY	Kawasaki NINJA 300 -	6	11:16.557	29.392	7.969	77.68	1:51.082	5
15	26	S	5 Nicholas BETTRIDGE	Kawasaki NINJA - Weald builders	6	11:24.041	36.876	7.484	76.83	1:51.982	6
16	24	S	6 Darren STOLTON	Kawasaki NINJA 300 -	6	11:24.924	37.759	0.883	76.73	1:52.038	3
17	48	S	7 Kevin SABBARTON	Kawasaki NINJA 300 -	6	11:25.068	37.903	0.144	76.72	1:52.124	5
18	70	S	8 Justin WHITE	Kawasaki NINJA 300 - Just In Graphics	6	11:28.881	41.716	3.813	76.29	1:52.602	2
19	87	J	11 James CLEARY	Kawasaki NINJA 300 - Mum and Dad	6	11:33.745	46.580	4.864	75.76	1:53.677	2
20	66	S	9 Mark SMITH	Kawasaki NINJA 300 - MHP EXHAUST'S	6	11:36.611	49.446	2.866	75.44	1:53.640	2
21	39	S	10 Peter PARAPANOS	Kawasaki NINJA 300 - AMR Glasgow Kawasaki	6	11:50.603	1:03.438	13.992	73.96	1:56.634	2
22	400	S	11 Stuart THURTLIE	Kawasaki NINJA 400 - TeamTortoise Racing	6	11:50.685	1:03.520	0.082	73.95	1:56.614	6
23	10	S	12 Mike BRUNSDON	Kawasaki NINJA 300 - CF Fairford	6	11:50.808	1:03.643	0.123	73.94	1:56.205	2
24	45	J	12 Jake MARSH	Kawasaki NINJA 300 - Zipped Up Racing	6	11:51.138	1:03.973	0.330	73.90	1:56.517	6
25	18	J	13 George HIGGINS	Kawasaki NINJA 300 - Aztec Racing	6	11:54.061	1:06.896	2.923	73.60	1:56.642	5
26	88	S	13 David COURT	Kawasaki NINJA 300 -	6	11:58.753	1:11.588	4.692	73.12	1:55.871	5
27	96	S	14 Giovanni BELIOSSI	Kawasaki NINJA 300 - ASR Accident Storage Recov	6	12:11.579	1:24.414	12.826	71.84	1:59.573	6
28	83	S	15 Simon CHAPPELL	Kawasaki NINJA 300 -	6	12:11.774	1:24.609	0.195	71.82	1:58.941	6
29	64	J	14 Jamie MALIN	Kawasaki NINJA 300 -	6	12:12.982	1:25.817	1.208	71.70	1:59.337	6
30	311	12s	1 Nathan-Ellis WARD	Kawasaki NINJA 300 - Zipped up racing	6	12:14.593	1:27.428	1.611	71.54	1:59.616	6

NOT CLASSIFIED

DNF	113 *	S	Graeme HARDIE	Kawasaki NINJA 400 - 113 Events Ltd	5	9:34.004	1 Lap	1 Lap	76.30	1:50.682	2
DNF	99	S	Ben SCOTT	Kawasaki NINJA 300 - GI Landscapes (UK) Ltd	4	8:11.448	2 Laps	1 Lap	71.29	1:59.798	2
DNF	71	S	Karie HENLY	Kawasaki NINJA 300 - Thomas Racing	0						

FASTEST LAP

93	J	Mikey HARDIE	Kawasaki NINJA 400 - 113 Events Ltd	6	1:45.865	82.74 mph	133.16 kph
65	S	Konrad BREESE	Kawasaki NINJA 300 - STIHL Racing	6	1:48.751	80.54 mph	129.63 kph
311	12s	Nathan-Ellis WARD	Kawasaki NINJA 300 - Zipped up racing	6	1:59.616	73.23 mph	117.85 kph

* Bike 113 - 10 second penalty - jump start
 Class J - 92.5% of Race Speed = 75.11 mph
 Class S - 92.5% of Race Speed = 72.97 mph
 Class 12s - 92.5% of Race Speed = 66.17 mph

Brands Hatch GP: 2.4332 miles

Race Distance: 6 Laps / 14.59 miles

Start: 15:31 Flag 15:41 End: 15:43

Weather / Track : Sunny / Dry

These results are provisional until the conclusion of any judicial and technical matters.

Clerk Of Course :	Stewards :	Timekeeper : Craig Smith
-------------------	------------	--------------------------

Results can be found at www.tsl-timing.com

Printed - 15:43 Sunday, 18 July 2021



BMCRC - MRO Championships 2021 - Rnd 4 @ Brands Hatch GP

ACU Team Green Junior Cup & Senior 300

RACE 12 - LAP CHART

LAP 1 @ 15:32:59.288

NO	BEHIND	LAP TIME
93		1:53.410
14	0.316	1:53.726
30	0.582	1:53.992
196	0.669	1:54.079
60	0.919	1:54.329
31	1.900	1:55.310
81	2.206	1:55.616
50	2.365	1:55.775
77	2.893	1:56.303
69	3.091	1:56.501
19	3.194	1:56.604
32	4.290	1:57.700
113	6.106	1:59.516
61	6.188	1:59.598
65	6.389	1:59.799
70	7.632	2:01.042
48	8.464	2:01.874
26	8.558	2:01.968
24	8.572	2:01.982
66	9.744	2:03.154
87	10.313	2:03.723
39	12.061	2:05.471
400	12.171	2:05.581
45	12.541	2:05.951
10	12.786	2:06.196
18	13.560	2:06.970
83	13.664	2:07.074
64	16.309	2:09.719
96	16.917	2:10.327
88	17.319	2:10.729
99	17.618	2:11.028
311	19.009	2:12.419

LAP 2 @ 15:34:45.509

NO	BEHIND	LAP TIME
93		1:46.221
14	0.838	1:46.743
30	0.956	1:46.595
196	1.050	1:46.602
60	1.269	1:46.571
31	4.131	1:48.452
50	4.248	1:48.104
81	5.317	1:49.332
19	5.435	1:48.462
69	6.298	1:49.428
77	6.541	1:49.869
32	9.563	1:51.494
61	10.480	1:50.513
113	10.567	1:50.682
65	10.648	1:50.480
70	14.013	1:52.602
26	15.552	1:53.215
48	15.703	1:53.460
24	15.813	1:53.462
66	17.163	1:53.640
87	17.769	1:53.677
39	22.474	1:56.634
400	22.652	1:56.702
10	22.770	1:56.205
45	23.199	1:56.879
18	24.155	1:56.816
83	27.551	2:00.108

Weather / Track : Sunny / Dry

Results can be found at www.tsl-timing.com

88	28.760	1:57.662
64	29.611	1:59.523
96	30.325	1:59.629
99	31.195	1:59.798
311	33.243	2:00.455

LAP 3 @ 15:36:33.418

NO	BEHIND	LAP TIME
93		1:47.909
30	0.241	1:47.194
14	0.521	1:47.592
196	0.554	1:47.413
60	0.848	1:47.488
50	4.132	1:47.793
31	4.303	1:48.081
81	6.302	1:48.894
19	6.471	1:48.945
77	8.769	1:50.137
69	9.083	1:50.694
61	12.726	1:50.155
65	13.058	1:50.319
113	13.744	1:51.086
32	14.006	1:52.352
24	19.942	1:52.038
26	20.035	1:52.392
48	20.208	1:52.414
70	20.382	1:54.278
87	23.537	1:53.677
66	24.152	1:54.898
39	31.999	1:57.434
400	32.086	1:57.343
10	32.176	1:57.315
18	33.191	1:56.945
45	33.325	1:58.035
83	42.511	2:02.869
88	42.544	2:01.693
64	42.966	2:01.264
96	43.501	2:01.085
99	43.546	2:00.260
311	46.219	2:00.885

LAP 4 @ 15:38:20.324

NO	BEHIND	LAP TIME
93		1:46.906
30	0.438	1:47.103
14	0.524	1:46.909
196	0.607	1:46.959
60	0.732	1:46.790
50	4.708	1:47.482
31	4.797	1:47.400
81	9.483	1:50.087
19	9.576	1:50.011
69	12.020	1:49.843
77	12.138	1:50.275
61	15.468	1:49.648
65	16.283	1:50.131
113	18.480	1:51.642
32	18.628	1:51.528
26	25.433	1:52.304
24	25.571	1:52.535
48	25.671	1:52.369
70	26.384	1:52.908
87	30.898	1:54.267
66	31.851	1:54.605

39	42.375	1:57.282
400	42.458	1:57.278
10	42.624	1:57.354
45	43.559	1:57.140
18	44.413	1:58.128
88	51.823	1:56.185
99	57.002	2:00.362
83	57.092	2:01.487
96	57.639	2:01.044
64	58.644	2:02.584
311	59.847	2:00.534

LAP 5 @ 15:40:07.178

NO	BEHIND	LAP TIME
93		1:46.854
30	0.210	1:46.626
14	0.286	1:46.616
196	0.299	1:46.546
60	0.410	1:46.532
50	5.371	1:47.517
31	5.573	1:47.630
19	11.850	1:49.128
81	11.875	1:49.246
69	15.472	1:50.306
77	15.618	1:50.334
61	17.757	1:49.143
65	18.537	1:49.108
113	22.704	1:51.078
32	22.856	1:51.082
26	30.759	1:52.180
48	30.941	1:52.124
24	31.058	1:52.341
70	32.783	1:53.253
87	38.317	1:54.273
66	39.532	1:54.535
39	52.614	1:57.093
400	52.771	1:57.167
10	52.859	1:57.089
45	53.321	1:56.616
18	54.201	1:56.642
88	1:00.840	1:55.871
96	1:10.706	1:59.921
83	1:11.533	2:01.295
64	1:12.345	2:00.555
311	1:13.677	2:00.684

LAP 6 @ 15:41:53.043

NO	BEHIND	LAP TIME
93		1:45.865
30	0.470	1:46.125
196	1.805	1:47.371
60	1.920	1:47.375
14	2.002	1:47.581
50	7.588	1:48.082
31	7.672	1:47.964
81	16.251	1:50.241
19	16.417	1:50.432
69	18.986	1:49.379
77	19.068	1:49.315
61	21.207	1:49.315
65	21.423	1:48.751
32	29.392	1:52.401
26	36.876	1:51.982
24	37.759	1:52.566

48	37.903	1:52.827
70	41.716	1:54.798
87	46.580	1:54.128
66	49.446	1:55.779
39	1:03.438	1:56.689
400	1:03.520	1:56.614
10	1:03.643	1:56.649
45	1:03.973	1:56.517
18	1:06.896	1:58.560
88	1:11.588	1:56.613
96	1:24.414	1:59.573
83	1:24.609	1:58.941
64	1:25.817	1:59.337
311	1:27.428	1:59.616

Brands Hatch GP

Circuit Length = 2.4332 miles

Start: 15:31 Flag 15:41 End: 15:43

Printed - 15:43 Sunday, 18 July 2021

BMCRC - MRO Championships 2021 - Rnd 4 @ Brands Hatch GP

ACU Team Green Junior Cup & Senior 300

RACE 12 - SECTOR ANALYSIS



SECTOR 1 = FL to I1, SECTOR 2 = I1 to I2, SECTOR 3 = I2 to FL, DIFF = Difference To Personal Best Lap, P = Crossed Finish Line in Pit Lane, D = Time Disallowed

P1 93 J		Mikey HARDIE		Kawasaki NINJA 400 - 113 Events Ltd			
IDEAL LAP TIME : 1:45.765		BEST LAP TIME : 1:45.865		DIFFERENCE : 0.100			
LAP	SECTOR 1	SECTOR 2	SECTOR 3	LAP TIME	MPH	DIFF	TIME OF DAY
1 -		48.129	25.861	1:53.410	77.24	7.545	15:32:59.288
2 -	33.058	47.398	25.765	1:46.221 (2)	82.46	0.356	15:34:45.509
3 -	32.903	49.239	25.767	1:47.909	81.17	2.044	15:36:33.418
4 -	32.912	48.034	25.960	1:46.906	81.93	1.041	15:38:20.324
5 -	32.972	48.101	25.781	1:46.854 (3)	81.97	0.989	15:40:07.178
6 -	32.749	47.498	25.618	1:45.865 (1)	82.74		15:41:53.043

P2 30 J		Owen MELLOR		Kawasaki NINJA 300 - Team Mellor Racing			
IDEAL LAP TIME : 1:46.014		BEST LAP TIME : 1:46.125		DIFFERENCE : 0.111			
LAP	SECTOR 1	SECTOR 2	SECTOR 3	LAP TIME	MPH	DIFF	TIME OF DAY
1 -		48.573	25.821	1:53.992	76.84	7.867	15:32:59.870
2 -	32.913	47.747	25.935	1:46.595 (2)	82.17	0.470	15:34:46.465
3 -	33.276	48.074	25.844	1:47.194	81.71	1.069	15:36:33.659
4 -	32.801	47.882	26.420	1:47.103	81.78	0.978	15:38:20.762
5 -	32.682	48.145	25.799	1:46.626 (3)	82.15	0.501	15:40:07.388
6 -	32.781	47.533	25.811	1:46.125 (1)	82.54		15:41:53.513

P3 196 J		Jack KIRSCH		Kawasaki NINJA 400 - Core Formwork			
IDEAL LAP TIME : 1:46.290		BEST LAP TIME : 1:46.546		DIFFERENCE : 0.256			
LAP	SECTOR 1	SECTOR 2	SECTOR 3	LAP TIME	MPH	DIFF	TIME OF DAY
1 -		48.473	25.626	1:54.079	76.78	7.533	15:32:59.957
2 -	33.006	47.806	25.790	1:46.602 (2)	82.17	0.056	15:34:46.559
3 -	33.523	48.069	25.821	1:47.413	81.55	0.867	15:36:33.972
4 -	33.051	47.748	26.160	1:46.959 (3)	81.89	0.413	15:38:20.931
5 -	33.130	47.880	25.536	1:46.546 (1)	82.21		15:40:07.477
6 -	33.082	47.949	26.340	1:47.371	81.58	0.825	15:41:54.848

P4 60 J		Lennon DOCHERTY		Kawasaki NINJA 300 - Doc Fit Training			
IDEAL LAP TIME : 1:45.934		BEST LAP TIME : 1:46.532		DIFFERENCE : 0.598			
LAP	SECTOR 1	SECTOR 2	SECTOR 3	LAP TIME	MPH	DIFF	TIME OF DAY
1 -		49.139	25.788	1:54.329	76.61	7.797	15:33:00.207
2 -	32.838	47.994	25.739	1:46.571 (2)	82.19	0.039	15:34:46.778
3 -	33.785	48.330	25.373	1:47.488	81.49	0.956	15:36:34.266
4 -	32.936	47.723	26.131	1:46.790 (3)	82.02	0.258	15:38:21.056
5 -	33.074	47.991	25.467	1:46.532 (1)	82.22		15:40:07.588
6 -	33.167	47.954	26.254	1:47.375	81.58	0.843	15:41:54.963

P5 14 J		Finn SMART-WEEDEN		Kawasaki NINJA 400 - Mum and Dad			
IDEAL LAP TIME : 1:46.139		BEST LAP TIME : 1:46.616		DIFFERENCE : 0.477			
LAP	SECTOR 1	SECTOR 2	SECTOR 3	LAP TIME	MPH	DIFF	TIME OF DAY
1 -		48.624	25.815	1:53.726	77.02	7.110	15:32:59.604
2 -	32.929	47.756	26.058	1:46.743 (2)	82.06	0.127	15:34:46.347
3 -	33.573	48.034	25.985	1:47.592	81.41	0.976	15:36:33.939
4 -	32.885	47.682	26.342	1:46.909 (3)	81.93	0.293	15:38:20.848
5 -	32.711	48.159	25.746	1:46.616 (1)	82.16		15:40:07.464
6 -	33.152	47.890	26.539	1:47.581	81.42	0.965	15:41:55.045

Weather / Track : Sunny / Dry

Brands Hatch GP
Circuit Length = 2.4332 miles
Start: 15:31 Flag 15:41 End: 15:43

BMCRC - MRO Championships 2021 - Rnd 4 @ Brands Hatch GP

ACU Team Green Junior Cup & Senior 300

RACE 12 - SECTOR ANALYSIS



SECTOR 1 = FL to I1, SECTOR 2 = I1 to I2, SECTOR 3 = I2 to FL, DIFF = Difference To Personal Best Lap, P = Crossed Finish Line in Pit Lane, D = Time Disallowed

P6 50 J Fred McMULLAN		Kawasaki NINJA 300 - Orwell motorcycles Ipswich					
IDEAL LAP TIME : 1:47.341		BEST LAP TIME : 1:47.482		DIFFERENCE : 0.141			
LAP	SECTOR 1	SECTOR 2	SECTOR 3	LAP TIME	MPH	DIFF	TIME OF DAY
1 -		48.945	26.169	1:55.775	75.66	8.293	15:33:01.653
2 -	33.394	48.607	26.103	1:48.104	81.03	0.622	15:34:49.757
3 -	33.288	48.460	26.045	1:47.793 (3)	81.26	0.311	15:36:37.550
4 -	33.285	48.065	26.132	1:47.482 (1)	81.50		15:38:25.032
5 -	33.231	48.106	26.180	1:47.517 (2)	81.47	0.035	15:40:12.549
6 -	33.495	48.297	26.290	1:48.082	81.04	0.600	15:42:00.631

P7 31 J Dylan MELLOR		Kawasaki NINJA 300 - Team Mellor Racing					
IDEAL LAP TIME : 1:47.144		BEST LAP TIME : 1:47.400		DIFFERENCE : 0.256			
LAP	SECTOR 1	SECTOR 2	SECTOR 3	LAP TIME	MPH	DIFF	TIME OF DAY
1 -		49.097	26.000	1:55.310	75.96	7.910	15:33:01.188
2 -	33.531	48.789	26.132	1:48.452	80.77	1.052	15:34:49.640
3 -	33.588	48.715	25.778	1:48.081	81.04	0.681	15:36:37.721
4 -	33.294	48.186	25.920	1:47.400 (1)	81.56		15:38:25.121
5 -	33.190	48.393	26.047	1:47.630 (2)	81.38	0.230	15:40:12.751
6 -	33.180	48.640	26.144	1:47.964 (3)	81.13	0.564	15:42:00.715

P8 81 J Keo WALKER		Kawasaki NINJA300 - Martin Wight Electrical					
IDEAL LAP TIME : 1:48.489		BEST LAP TIME : 1:48.894		DIFFERENCE : 0.405			
LAP	SECTOR 1	SECTOR 2	SECTOR 3	LAP TIME	MPH	DIFF	TIME OF DAY
1 -		48.955	26.209	1:55.616	75.76	6.722	15:33:01.494
2 -	34.094	48.862	26.376	1:49.332 (3)	80.12	0.438	15:34:50.826
3 -	33.479	48.909	26.506	1:48.894 (1)	80.44		15:36:39.720
4 -	33.808	49.658	26.621	1:50.087	79.57	1.193	15:38:29.807
5 -	34.084	49.014	26.148	1:49.246 (2)	80.18	0.352	15:40:19.053
6 -	33.998	49.503	26.740	1:50.241	79.46	1.347	15:42:09.294

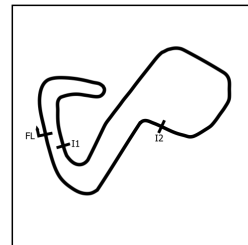
P9 19 J James O'MARA		Kawasaki NINJA 300 - BRP Machining Ltd					
IDEAL LAP TIME : 1:47.987		BEST LAP TIME : 1:48.462		DIFFERENCE : 0.475			
LAP	SECTOR 1	SECTOR 2	SECTOR 3	LAP TIME	MPH	DIFF	TIME OF DAY
1 -		48.620	26.102	1:56.604	75.12	8.142	15:33:02.482
2 -	33.951	48.424	26.087	1:48.462 (1)	80.76		15:34:50.944
3 -	33.573	48.844	26.528	1:48.945 (2)	80.40	0.483	15:36:39.889
4 -	33.476	49.973	26.562	1:50.011	79.62	1.549	15:38:29.900
5 -	33.762	48.738	26.628	1:49.128 (3)	80.27	0.666	15:40:19.028
6 -	33.859	49.780	26.793	1:50.432	79.32	1.970	15:42:09.460

P10 69 S Danny HUSKINSON		Kawasaki NINJA 300 - art of racing					
IDEAL LAP TIME : 1:48.968		BEST LAP TIME : 1:49.379		DIFFERENCE : 0.411			
LAP	SECTOR 1	SECTOR 2	SECTOR 3	LAP TIME	MPH	DIFF	TIME OF DAY
1 -		48.990	26.370	1:56.501	75.19	7.122	15:33:02.379
2 -	34.070	48.825	26.533	1:49.428 (2)	80.05	0.049	15:34:51.807
3 -	33.773	50.331	26.590	1:50.694	79.13	1.315	15:36:42.501
4 -	34.206	48.977	26.660	1:49.843 (3)	79.74	0.464	15:38:32.344
5 -	33.916	49.522	26.868	1:50.306	79.41	0.927	15:40:22.650
6 -	33.807	48.871	26.701	1:49.379 (1)	80.08		15:42:12.029

BMCRC - MRO Championships 2021 - Rnd 4 @ Brands Hatch GP

ACU Team Green Junior Cup & Senior 300

RACE 12 - SECTOR ANALYSIS



SECTOR 1 = FL to I1, SECTOR 2 = I1 to I2, SECTOR 3 = I2 to FL, DIFF = Difference To Personal Best Lap, P = Crossed Finish Line in Pit Lane, D = Time Disallowed

P11 77 J		Joe WHITE		Kawasaki NINJA 300 - Just In Graphics /MZ CONTRACTS/ Silve			
IDEAL LAP TIME : 1:48.781		BEST LAP TIME : 1:49.315		DIFFERENCE : 0.534			
LAP	SECTOR 1	SECTOR 2	SECTOR 3	LAP TIME	MPH	DIFF	TIME OF DAY
1 -		48.732	26.301	1:56.303	75.31	6.988	15:33:02.181
2 -	33.893	49.224	26.752	1:49.869 (2)	79.72	0.554	15:34:52.050
3 -	34.309	49.329	26.499	1:50.137 (3)	79.53	0.822	15:36:42.187
4 -	34.254	49.066	26.955	1:50.275	79.43	0.960	15:38:32.462
5 -	34.221	49.521	26.592	1:50.334	79.39	1.019	15:40:22.796
6 -	34.167	48.992	26.156	1:49.315 (1)	80.13		15:42:12.111

P12 61 S		Kathryn WALKER		Kawasaki NINJA - Think Bike Gear & AutoSmart Preston			
IDEAL LAP TIME : 1:48.893		BEST LAP TIME : 1:49.143		DIFFERENCE : 0.250			
LAP	SECTOR 1	SECTOR 2	SECTOR 3	LAP TIME	MPH	DIFF	TIME OF DAY
1 -		50.562	26.385	1:59.598	73.24	10.455	15:33:05.476
2 -	34.319	50.219	25.975	1:50.513	79.26	1.370	15:34:55.989
3 -	34.123	49.660	26.372	1:50.155	79.52	1.012	15:36:46.144
4 -	33.814	49.620	26.214	1:49.648 (3)	79.89	0.505	15:38:35.792
5 -	33.845	49.225	26.073	1:49.143 (1)	80.26		15:40:24.935
6 -	33.950	49.104	26.261	1:49.315 (2)	80.13	0.172	15:42:14.250

P13 65 S		Konrad BREESE		Kawasaki NINJA 300 - STIHL Racing			
IDEAL LAP TIME : 1:48.670		BEST LAP TIME : 1:48.751		DIFFERENCE : 0.081			
LAP	SECTOR 1	SECTOR 2	SECTOR 3	LAP TIME	MPH	DIFF	TIME OF DAY
1 -		50.540	26.313	1:59.799	73.12	11.048	15:33:05.677
2 -	34.369	50.134	25.977	1:50.480	79.28	1.729	15:34:56.157
3 -	34.725	49.334	26.260	1:50.319	79.40	1.568	15:36:46.476
4 -	34.007	49.785	26.339	1:50.131 (3)	79.54	1.380	15:38:36.607
5 -	33.864	48.993	26.251	1:49.108 (2)	80.28	0.357	15:40:25.715
6 -	33.840	48.853	26.058	1:48.751 (1)	80.54		15:42:14.466

P14 32 S		Conor MURRAY		Kawasaki NINJA 300 -			
IDEAL LAP TIME : 1:49.788		BEST LAP TIME : 1:51.082		DIFFERENCE : 1.294			
LAP	SECTOR 1	SECTOR 2	SECTOR 3	LAP TIME	MPH	DIFF	TIME OF DAY
1 -		49.390	26.627	1:57.700	74.42	6.618	15:33:03.578
2 -	33.961	50.698	26.835	1:51.494 (2)	78.56	0.412	15:34:55.072
3 -	34.605	50.693	27.054	1:52.352	77.96	1.270	15:36:47.424
4 -	34.542	50.173	26.813	1:51.528 (3)	78.54	0.446	15:38:38.952
5 -	34.262	50.383	26.437	1:51.082 (1)	78.85		15:40:30.034
6 -	34.753	50.487	27.161	1:52.401	77.93	1.319	15:42:22.435

P15 26 S		Nicholas BETTRIDGE		Kawasaki NINJA - Weald builders			
IDEAL LAP TIME : 1:51.580		BEST LAP TIME : 1:51.982		DIFFERENCE : 0.402			
LAP	SECTOR 1	SECTOR 2	SECTOR 3	LAP TIME	MPH	DIFF	TIME OF DAY
1 -		51.635	27.154	2:01.968	71.82	9.986	15:33:07.846
2 -	35.205	50.807	27.203	1:53.215	77.37	1.233	15:35:01.061
3 -	35.019	50.448	26.925	1:52.392	77.94	0.410	15:36:53.453
4 -	34.908	50.166	27.230	1:52.304 (3)	78.00	0.322	15:38:45.757
5 -	34.607	50.594	26.979	1:52.180 (2)	78.08	0.198	15:40:37.937
6 -	34.720	50.455	26.807	1:51.982 (1)	78.22		15:42:29.919

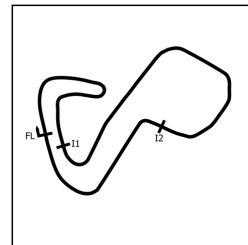
Weather / Track : Sunny / Dry

Brands Hatch GP
Circuit Length = 2.4332 miles
Start: 15:31 Flag 15:41 End: 15:43

BMCRC - MRO Championships 2021 - Rnd 4 @ Brands Hatch GP

ACU Team Green Junior Cup & Senior 300

RACE 12 - SECTOR ANALYSIS



SECTOR 1 = FL to I1, SECTOR 2 = I1 to I2, SECTOR 3 = I2 to FL, DIFF = Difference To Personal Best Lap, P = Crossed Finish Line in Pit Lane, D = Time Disallowed

P16 24 S		Darren STOLTON		Kawasaki NINJA 300 -			
IDEAL LAP TIME : 1:51.417		BEST LAP TIME : 1:52.038		DIFFERENCE : 0.621			
LAP	SECTOR 1	SECTOR 2	SECTOR 3	LAP TIME	MPH	DIFF	TIME OF DAY
1 -		51.142	26.937	2:01.982	71.81	9.944	15:33:07.860
2 -	35.455	51.046	26.961	1:53.462	77.20	1.424	15:35:01.322
3 -	34.339	50.477	27.222	1:52.038 (1)	78.18		15:36:53.360
4 -	34.463	50.908	27.164	1:52.535 (3)	77.84	0.497	15:38:45.895
5 -	34.632	51.108	26.601	1:52.341 (2)	77.97	0.303	15:40:38.236
6 -	34.710	50.687	27.169	1:52.566	77.81	0.528	15:42:30.802

P17 48 S		Kevin SABBARTON		Kawasaki NINJA 300 -			
IDEAL LAP TIME : 1:52.079		BEST LAP TIME : 1:52.124		DIFFERENCE : 0.045			
LAP	SECTOR 1	SECTOR 2	SECTOR 3	LAP TIME	MPH	DIFF	TIME OF DAY
1 -		51.021	27.125	2:01.874	71.87	9.750	15:33:07.752
2 -	35.880	50.557	27.023	1:53.460	77.20	1.336	15:35:01.212
3 -	35.250	50.339	26.825	1:52.414 (3)	77.92	0.290	15:36:53.626
4 -	34.973	50.491	26.905	1:52.369 (2)	77.95	0.245	15:38:45.995
5 -	34.919	50.384	26.821	1:52.124 (1)	78.12		15:40:38.119
6 -	35.238	50.593	26.996	1:52.827	77.63	0.703	15:42:30.946

P18 70 S		Justin WHITE		Kawasaki NINJA 300 - Just In Graphics			
IDEAL LAP TIME : 1:52.361		BEST LAP TIME : 1:52.602		DIFFERENCE : 0.241			
LAP	SECTOR 1	SECTOR 2	SECTOR 3	LAP TIME	MPH	DIFF	TIME OF DAY
1 -		50.889	27.328	2:01.042	72.37	8.440	15:33:06.920
2 -	34.744	50.305	27.553	1:52.602 (1)	77.79		15:34:59.522
3 -	35.462	51.344	27.472	1:54.278	76.65	1.676	15:36:53.800
4 -	35.175	50.421	27.312	1:52.908 (2)	77.58	0.306	15:38:46.708
5 -	34.799	50.812	27.642	1:53.253 (3)	77.34	0.651	15:40:39.961
6 -	35.581	51.639	27.578	1:54.798	76.30	2.196	15:42:34.759

P19 87 J		James CLEARY		Kawasaki NINJA 300 - Mum and Dad			
IDEAL LAP TIME : 1:53.247		BEST LAP TIME : 1:53.677		DIFFERENCE : 0.430			
LAP	SECTOR 1	SECTOR 2	SECTOR 3	LAP TIME	MPH	DIFF	TIME OF DAY
1 -		52.360	27.272	2:03.723	70.80	10.046	15:33:09.601
2 -	35.018	51.410	27.249	1:53.677 (1)	77.05		15:35:03.278
3 -	35.041	51.170	27.466	1:53.677 (1)	77.05		15:36:56.955
4 -	34.971	51.606	27.690	1:54.267	76.66	0.590	15:38:51.222
5 -	34.828	51.786	27.659	1:54.273	76.65	0.596	15:40:45.495
6 -	35.143	51.285	27.700	1:54.128 (3)	76.75	0.451	15:42:39.623

P20 66 S		Mark SMITH		Kawasaki NINJA 300 - MHP EXHAUST'S			
IDEAL LAP TIME : 1:53.640		BEST LAP TIME : 1:53.640		DIFFERENCE : 0.000			
LAP	SECTOR 1	SECTOR 2	SECTOR 3	LAP TIME	MPH	DIFF	TIME OF DAY
1 -		51.807	27.514	2:03.154	71.12	9.514	15:33:09.032
2 -	35.394	50.865	27.381	1:53.640 (1)	77.08		15:35:02.672
3 -	35.747	51.474	27.677	1:54.898	76.24	1.258	15:36:57.570
4 -	35.492	51.350	27.763	1:54.605 (3)	76.43	0.965	15:38:52.175
5 -	35.456	51.228	27.851	1:54.535 (2)	76.48	0.895	15:40:46.710
6 -	36.049	51.836	27.894	1:55.779	75.66	2.139	15:42:42.489

Weather / Track : Sunny / Dry

Brands Hatch GP
Circuit Length = 2.4332 miles
Start: 15:31 Flag 15:41 End: 15:43

BMCRC - MRO Championships 2021 - Rnd 4 @ Brands Hatch GP

ACU Team Green Junior Cup & Senior 300

RACE 12 - SECTOR ANALYSIS



SECTOR 1 = FL to I1, SECTOR 2 = I1 to I2, SECTOR 3 = I2 to FL, DIFF = Difference To Personal Best Lap, P = Crossed Finish Line in Pit Lane, D = Time Disallowed

P21 39 S		Peter PARAPANOS		Kawasaki NINJA 300 - AMR Glasgow Kawasaki			
IDEAL LAP TIME : 1:56.529		BEST LAP TIME : 1:56.634		DIFFERENCE : 0.105			
LAP	SECTOR 1	SECTOR 2	SECTOR 3	LAP TIME	MPH	DIFF	TIME OF DAY
1 -		52.742	28.030	2:05.471	69.81	8.837	15:33:11.349
2 -	36.095	52.605	27.934	1:56.634 (1)	75.10		15:35:07.983
3 -	36.418	52.888	28.128	1:57.434	74.59	0.800	15:37:05.417
4 -	36.516	52.810	27.956	1:57.282	74.69	0.648	15:39:02.699
5 -	36.305	52.584	28.204	1:57.093 (3)	74.81	0.459	15:40:59.792
6 -	36.112	52.727	27.850	1:56.689 (2)	75.06	0.055	15:42:56.481

P22 400 S		Stuart THURTLÉ		Kawasaki NINJA 400 - TeamTortoise Racing			
IDEAL LAP TIME : 1:56.344		BEST LAP TIME : 1:56.614		DIFFERENCE : 0.270			
LAP	SECTOR 1	SECTOR 2	SECTOR 3	LAP TIME	MPH	DIFF	TIME OF DAY
1 -		52.611	27.935	2:05.581	69.75	8.967	15:33:11.459
2 -	36.306	52.462	27.934	1:56.702 (2)	75.06	0.088	15:35:08.161
3 -	36.469	52.814	28.060	1:57.343	74.65	0.729	15:37:05.504
4 -	36.609	52.921	27.748	1:57.278	74.69	0.664	15:39:02.782
5 -	36.455	52.605	28.107	1:57.167 (3)	74.76	0.553	15:40:59.949
6 -	36.134	52.724	27.756	1:56.614 (1)	75.11		15:42:56.563

P23 10 S		Mike BRUNSDON		Kawasaki NINJA 300 - CF Fairford			
IDEAL LAP TIME : 1:55.671		BEST LAP TIME : 1:56.205		DIFFERENCE : 0.534			
LAP	SECTOR 1	SECTOR 2	SECTOR 3	LAP TIME	MPH	DIFF	TIME OF DAY
1 -		52.863	28.095	2:06.196	69.41	9.991	15:33:12.074
2 -	36.154	52.165	27.886	1:56.205 (1)	75.38		15:35:08.279
3 -	36.541	52.870	27.904	1:57.315	74.66	1.110	15:37:05.594
4 -	36.754	53.149	27.451	1:57.354	74.64	1.149	15:39:02.948
5 -	36.703	52.503	27.883	1:57.089 (3)	74.81	0.884	15:41:00.037
6 -	36.503	52.794	27.352	1:56.649 (2)	75.09	0.444	15:42:56.686

P24 45 J		Jake MARSH		Kawasaki NINJA 300 - Zipped Up Racing			
IDEAL LAP TIME :		BEST LAP TIME : 1:56.517		DIFFERENCE :			
LAP	SECTOR 1	SECTOR 2	SECTOR 3	LAP TIME	MPH	DIFF	TIME OF DAY
1 -				2:05.951	69.54	9.434	15:33:11.829
2 -				1:56.879 (3)	74.94	0.362	15:35:08.708
3 -				1:58.035	74.21	1.518	15:37:06.743
4 -				1:57.140	74.78	0.623	15:39:03.883
5 -				1:56.616 (2)	75.11	0.099	15:41:00.499
6 -				1:56.517 (1)	75.18		15:42:57.016

P25 18 J		George HIGGINS		Kawasaki NINJA 300 - Aztec Racing			
IDEAL LAP TIME : 1:56.130		BEST LAP TIME : 1:56.642		DIFFERENCE : 0.512			
LAP	SECTOR 1	SECTOR 2	SECTOR 3	LAP TIME	MPH	DIFF	TIME OF DAY
1 -		53.098	28.137	2:06.970	68.99	10.328	15:33:12.848
2 -	35.905	52.474	28.437	1:56.816 (2)	74.98	0.174	15:35:09.664
3 -	36.388	52.088	28.469	1:56.945 (3)	74.90	0.303	15:37:06.609
4 -	36.164	53.074	28.890	1:58.128	74.15	1.486	15:39:04.737
5 -	36.083	52.287	28.272	1:56.642 (1)	75.10		15:41:01.379
6 -	36.704	53.476	28.380	1:58.560	73.88	1.918	15:42:59.939

BMCRC - MRO Championships 2021 - Rnd 4 @ Brands Hatch GP

ACU Team Green Junior Cup & Senior 300

RACE 12 - SECTOR ANALYSIS



SECTOR 1 = FL to I1, SECTOR 2 = I1 to I2, SECTOR 3 = I2 to FL, DIFF = Difference To Personal Best Lap, P = Crossed Finish Line in Pit Lane, D = Time Disallowed

P26 88 S		David COURT		Kawasaki NINJA 300 -			
IDEAL LAP TIME : 1:55.540		BEST LAP TIME : 1:55.871		DIFFERENCE : 0.331			
LAP	SECTOR 1	SECTOR 2	SECTOR 3	LAP TIME	MPH	DIFF	TIME OF DAY
1 -		53.566	28.278	2:10.729	67.00	14.858	15:33:16.607
2 -	37.091	52.684	27.887	1:57.662	74.44	1.791	15:35:14.269
3 -	36.843	56.067	28.783	2:01.693	71.98	5.822	15:37:15.962
4 -	36.278	52.390	27.517	1:56.185 (2)	75.39	0.314	15:39:12.147
5 -	36.126	51.897	27.848	1:55.871 (1)	75.59		15:41:08.018
6 -	36.305	52.047	28.261	1:56.613 (3)	75.11	0.742	15:43:04.631

P27 96 S		Giovanni BELIOSSI		Kawasaki NINJA 300 - ASR Accident Storage Recovery			
IDEAL LAP TIME : 1:59.182		BEST LAP TIME : 1:59.573		DIFFERENCE : 0.391			
LAP	SECTOR 1	SECTOR 2	SECTOR 3	LAP TIME	MPH	DIFF	TIME OF DAY
1 -		55.109	28.351	2:10.327	67.21	10.754	15:33:16.205
2 -	37.064	54.147	28.418	1:59.629 (2)	73.22	0.056	15:35:15.834
3 -	37.587	55.120	28.378	2:01.085	72.34	1.512	15:37:16.919
4 -	38.051	54.220	28.773	2:01.044	72.36	1.471	15:39:17.963
5 -	37.286	53.993	28.642	1:59.921 (3)	73.04	0.348	15:41:17.884
6 -	36.838	54.117	28.618	1:59.573 (1)	73.25		15:43:17.457

P28 83 S		Simon CHAPPELL		Kawasaki NINJA 300 -			
IDEAL LAP TIME : 1:57.976		BEST LAP TIME : 1:58.941		DIFFERENCE : 0.965			
LAP	SECTOR 1	SECTOR 2	SECTOR 3	LAP TIME	MPH	DIFF	TIME OF DAY
1 -		53.487	27.558	2:07.074	68.93	8.133	15:33:12.952
2 -	37.136	54.395	28.577	2:00.108 (2)	72.93	1.167	15:35:13.060
3 -	37.791	55.870	29.208	2:02.869	71.29	3.928	15:37:15.929
4 -	37.578	54.986	28.923	2:01.487	72.10	2.546	15:39:17.416
5 -	38.064	54.823	28.408	2:01.295 (3)	72.21	2.354	15:41:18.711
6 -	36.931	53.866	28.144	1:58.941 (1)	73.64		15:43:17.652

P29 64 J		Jamie MALIN		Kawasaki NINJA 300 -			
IDEAL LAP TIME : 1:58.483		BEST LAP TIME : 1:59.337		DIFFERENCE : 0.854			
LAP	SECTOR 1	SECTOR 2	SECTOR 3	LAP TIME	MPH	DIFF	TIME OF DAY
1 -		55.330	27.986	2:09.719	67.52	10.382	15:33:15.597
2 -	36.634	54.131	28.758	1:59.523 (2)	73.29	0.186	15:35:15.120
3 -	36.551	56.497	28.216	2:01.264	72.23	1.927	15:37:16.384
4 -	39.117	55.560	27.907	2:02.584	71.45	3.247	15:39:18.968
5 -	36.959	55.573	28.023	2:00.555 (3)	72.66	1.218	15:41:19.523
6 -	36.502	54.985	27.850	1:59.337 (1)	73.40		15:43:18.860

P30 311 12s		Nathan-Ellis WARD		Kawasaki NINJA 300 - Zipped up racing			
IDEAL LAP TIME : 1:59.452		BEST LAP TIME : 1:59.616		DIFFERENCE : 0.164			
LAP	SECTOR 1	SECTOR 2	SECTOR 3	LAP TIME	MPH	DIFF	TIME OF DAY
1 -		56.002	28.970	2:12.419	66.15	12.803	15:33:18.297
2 -	36.631	54.794	29.030	2:00.455 (2)	72.72	0.839	15:35:18.752
3 -	36.725	55.251	28.909	2:00.885	72.46	1.269	15:37:19.637
4 -	36.808	55.051	28.675	2:00.534 (3)	72.67	0.918	15:39:20.171
5 -	37.105	54.673	28.906	2:00.684	72.58	1.068	15:41:20.855
6 -	36.239	54.538	28.839	1:59.616 (1)	73.23		15:43:20.471

BMCRC - MRO Championships 2021 - Rnd 4 @ Brands Hatch GP

ACU Team Green Junior Cup & Senior 300

RACE 12 - SECTOR ANALYSIS



SECTOR 1 = FL to I1, SECTOR 2 = I1 to I2, SECTOR 3 = I2 to FL, DIFF = Difference To Personal Best Lap, P = Crossed Finish Line in Pit Lane, D = Time Disallowed

P31 113 S		Graeme HARDIE		Kawasaki NINJA 400 - 113 Events Ltd			
IDEAL LAP TIME : 1:49.915		BEST LAP TIME : 1:50.682		DIFFERENCE : 0.767			
LAP	SECTOR 1	SECTOR 2	SECTOR 3	LAP TIME	MPH	DIFF	TIME OF DAY
1 -		50.515	26.357	1:59.516	73.29	8.834	15:33:05.394
2 -	34.198	50.194	26.290	1:50.682 (1)	79.14		15:34:56.076
3 -	34.383	50.279	26.424	1:51.086 (3)	78.85	0.404	15:36:47.162
4 -	34.559	49.427	27.656	1:51.642	78.46	0.960	15:38:38.804
5 -	34.584	50.057	26.437	1:51.078 (2)	78.86	0.396	15:40:29.882

P32 99 S		Ben SCOTT		Kawasaki NINJA 300 - GI Landscapes (UK) Ltd			
IDEAL LAP TIME : 1:59.036		BEST LAP TIME : 1:59.798		DIFFERENCE : 0.762			
LAP	SECTOR 1	SECTOR 2	SECTOR 3	LAP TIME	MPH	DIFF	TIME OF DAY
1 -		55.072	28.561	2:11.028	66.85	11.230	15:33:16.906
2 -	37.244	54.059	28.495	1:59.798 (1)	73.12		15:35:16.704
3 -	37.422	54.715	28.123	2:00.260 (2)	72.84	0.462	15:37:16.964
4 -	37.580	54.320	28.462	2:00.362 (3)	72.77	0.564	15:39:17.326

BMCRC - MRO Championships 2021 - Rnd 4 @ Brands Hatch GP

ACU Team Green Junior Cup & Senior 300

RACE 12 - BEST SECTORS

SECTOR 1			SECTOR 2			SECTOR 3			IDEAL / BEST COMPARISON						
POS	NO	NAME	TIME	NO	NAME	TIME	NO	NAME	TIME	POS	NO	NAME	IDEAL	BEST	DIFF
													PERFECT LAP	1:45.453	
1	30	MELLOR	32.682	93	HARDIE	47.398	60	DOCHERTY	25.373	1	93	HARDIE	1:45.765	1:45.865	0.100
2	14	SMART-WEEDEN	32.711	30	MELLOR	47.533	196	KIRSCH	25.536	2	60	DOCHERTY	1:45.934	1:46.532	0.598
3	93	HARDIE	32.749	14	SMART-WEEDEN	47.682	93	HARDIE	25.618	3	30	MELLOR	1:46.014	1:46.125	0.111
4	60	DOCHERTY	32.838	60	DOCHERTY	47.723	14	SMART-WEEDEN	25.746	4	14	SMART-WEEDEN	1:46.139	1:46.616	0.477
5	196	KIRSCH	33.006	196	KIRSCH	47.748	31	MELLOR	25.778	5	196	KIRSCH	1:46.290	1:46.546	0.256
6	31	MELLOR	33.180	50	McMULLAN	48.065	30	MELLOR	25.799	6	31	MELLOR	1:47.144	1:47.400	0.256
7	50	McMULLAN	33.231	31	MELLOR	48.186	61	WALKER	25.975	7	50	McMULLAN	1:47.341	1:47.482	0.141
8	19	O'MARA	33.476	19	O'MARA	48.424	65	BREESE	25.977	8	19	O'MARA	1:47.987	1:48.462	0.475
9	81	WALKER	33.479	77	WHITE	48.732	50	McMULLAN	26.045	9	81	WALKER	1:48.489	1:48.894	0.405
10	69	HUSKINSON	33.773	69	HUSKINSON	48.825	19	O'MARA	26.087	10	65	BREESE	1:48.670	1:48.751	0.081
11	61	WALKER	33.814	65	BREESE	48.853	81	WALKER	26.148	11	77	WHITE	1:48.781	1:49.315	0.534
12	65	BREESE	33.840	81	WALKER	48.862	77	WHITE	26.156	12	61	WALKER	1:48.893	1:49.143	0.250
13	77	WHITE	33.893	61	WALKER	49.104	113	HARDIE	26.290	13	69	HUSKINSON	1:48.968	1:49.379	0.411
14	32	MURRAY	33.961	32	MURRAY	49.390	69	HUSKINSON	26.370	14	32	MURRAY	1:49.788	1:51.082	1.294
15	113	HARDIE	34.198	113	HARDIE	49.427	32	MURRAY	26.437	15	113	HARDIE	1:49.915	1:50.682	0.767
16	24	STOLTON	34.339	26	BETTRIDGE	50.166	24	STOLTON	26.601	16	24	STOLTON	1:51.417	1:52.038	0.621
17	26	BETTRIDGE	34.607	70	WHITE	50.305	26	BETTRIDGE	26.807	17	26	BETTRIDGE	1:51.580	1:51.982	0.402
18	70	WHITE	34.744	48	SABBARTON	50.339	48	SABBARTON	26.821	18	48	SABBARTON	1:52.079	1:52.124	0.045
19	87	CLEARY	34.828	24	STOLTON	50.477	87	CLEARY	27.249	19	70	WHITE	1:52.361	1:52.602	0.241
20	48	SABBARTON	34.919	66	SMITH	50.865	70	WHITE	27.312	20	87	CLEARY	1:53.247	1:53.677	0.430
21	66	SMITH	35.394	87	CLEARY	51.170	10	BRUNSDON	27.352	21	66	SMITH	1:53.640	1:53.640	0.000
22	18	HIGGINS	35.905	88	COURT	51.897	66	SMITH	27.381	22	88	COURT	1:55.540	1:55.871	0.331
23	39	PARAPANOS	36.095	18	HIGGINS	52.088	88	COURT	27.517	23	10	BRUNSDON	1:55.671	1:56.205	0.534
24	88	COURT	36.126	10	BRUNSDON	52.165	83	CHAPPELL	27.558	24	18	HIGGINS	1:56.130	1:56.642	0.512
25	400	THURTLÉ	36.134	400	THURTLÉ	52.462	400	THURTLÉ	27.748	25	400	THURTLÉ	1:56.344	1:56.614	0.270
26	10	BRUNSDON	36.154	39	PARAPANOS	52.584	39	PARAPANOS	27.850	26	39	PARAPANOS	1:56.529	1:56.634	0.105
27	311	WARD	36.239	83	CHAPPELL	53.487	64	MALIN	27.850	27	83	CHAPPELL	1:57.976	1:58.941	0.965
28	64	MALIN	36.502	96	BELIOSSI	53.993	99	SCOTT	28.123	28	64	MALIN	1:58.483	1:59.337	0.854
29	96	BELIOSSI	36.838	99	SCOTT	54.059	18	HIGGINS	28.137	29	99	SCOTT	1:59.036	1:59.798	0.762
30	99	SCOTT	36.854	64	MALIN	54.131	96	BELIOSSI	28.351	30	96	BELIOSSI	1:59.182	1:59.573	0.391
31	83	CHAPPELL	36.931	311	WARD	54.538	311	WARD	28.675	31	311	WARD	1:59.452	1:59.616	0.164
32										32	45	MARSH		1:56.517	
33															

Weather / Track : Sunny / Dry

Brands Hatch GP

Circuit Length = 2.4332 miles

Start: 15:31 Flag 15:41 End: 15:43

Results can be found at www.tsl-timing.com

Printed - 15:43 Sunday, 18 July 2021

BMCRC - MRO Championships 2021 - Rnd 4 @ Brands Hatch GP

ACU Team Green Junior Cup & Senior 300

RACE 12 - STATISTICS

Competitors Started 32
Planned Start 2021-07-18 @ 15:15:00.000
Actual Start 2021-07-18 @ 15:31:05.877
Finish Time 2021-07-18 @ 15:41:53.042
Track Length 2.4332mi.
Total Laps 189
Total Distance Covered 459.8917mi.

Session Fastest Lap History

NO	CL	NAME	LAP TIME	TIME OF DAY	LAP	VEHICLE
93	J	Mikey HARDIE	1:53.410	15:32:59.322	1	Kawasaki NINJA 400
93	J	Mikey HARDIE	1:46.221	15:34:45.540	2	Kawasaki NINJA 400
93	J	Mikey HARDIE	1:45.865	15:41:53.077	6	Kawasaki NINJA 400

Session Leader History

NO	CL	NAME	FROM LAP	LAPS LED	DISTANCE	VEHICLE
93	J	Mikey HARDIE	1	6	14.59 miles	Kawasaki NINJA 400

Flag History

TYPE	TIME OF DAY
GREEN	15:31:05.877
FINISH	15:41:53.042

Flag Statistics

TYPE	COUNT	TOTAL LAPS	TOTAL TIME
Green	1	6	12:22.867
Red	0	0	0.000
Safety Car	0	0	0.000
FCY	0	0	0.000

BMCRC - MRO Championships 2021 - Rnd 4 @ Brands Hatch GP

ACU Team Green Junior Cup & Senior 300

RACE 12 - STATISTICS

CLASS : J

14 Starters

Fastest Lap History

NO	NAME	LAP TIME	TIME OF DAY	LAP	VEHICLE
93	Mikey HARDIE	1:53.410	15:32:59.322	1	Kawasaki NINJA 400
93	Mikey HARDIE	1:46.221	15:34:45.540	2	Kawasaki NINJA 400
93	Mikey HARDIE	1:45.865	15:41:53.077	6	Kawasaki NINJA 400

Leader History

NO	NAME	FROM LAP	LAPS LED	DISTANCE	VEHICLE
93	Mikey HARDIE	1	6	14.59 miles	Kawasaki NINJA 400

BMCRC - MRO Championships 2021 - Rnd 4 @ Brands Hatch GP

ACU Team Green Junior Cup & Senior 300

RACE 12 - STATISTICS

CLASS : S

17 Starters

Fastest Lap History

NO	NAME	LAP TIME	TIME OF DAY	LAP	VEHICLE
69	Danny HUSKINSON	1:56.501	15:33:02.396	1	Kawasaki NINJA 300
69	Danny HUSKINSON	1:49.428	15:34:51.822	2	Kawasaki NINJA 300
61	Kathryn WALKER	1:49.143	15:40:24.956	5	Kawasaki NINJA
65	Konrad BREESE	1:49.108	15:40:25.725	5	Kawasaki NINJA 300
65	Konrad BREESE	1:48.751	15:42:14.475	6	Kawasaki NINJA 300

Leader History

NO	NAME	FROM LAP	LAPS LED	DISTANCE	VEHICLE
69	Danny HUSKINSON	1	6	14.59 miles	Kawasaki NINJA 300

BMCRC - MRO Championships 2021 - Rnd 4 @ Brands Hatch GP

ACU Team Green Junior Cup & Senior 300

RACE 12 - STATISTICS

CLASS : 12s

1 Starters

Fastest Lap History

NO	NAME	LAP TIME	TIME OF DAY	LAP	VEHICLE
311	Nathan-Ellis WARD	2:12.419	15:33:18.309	1	Kawasaki NINJA 300
311	Nathan-Ellis WARD	2:00.455	15:35:18.764	2	Kawasaki NINJA 300
311	Nathan-Ellis WARD	1:59.616	15:43:20.484	6	Kawasaki NINJA 300

Leader History

NO	NAME	FROM LAP	LAPS LED	DISTANCE	VEHICLE
311	Nathan-Ellis WARD	1	6	14.59 miles	Kawasaki NINJA 300

BMCRC-MRO Championships 2021



**REACTIVE PARTS MRO
POWERBIKES inc MSS
PERFORMANCE / SYNTOL
LUBRICANTS CLUBMAN 1000**

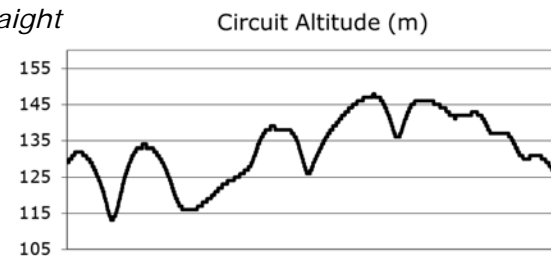
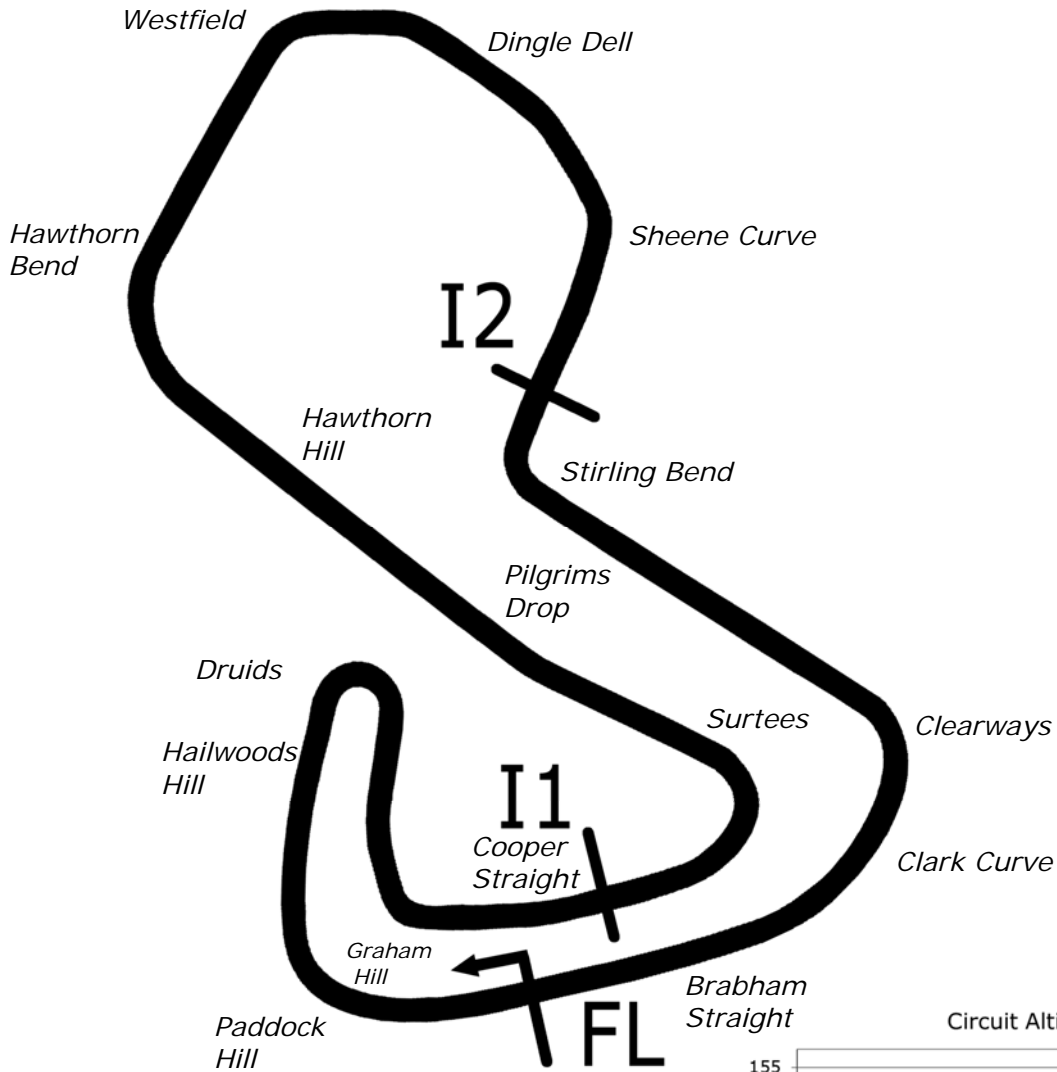
Brands Hatch GP

17th / 18th July 2021



Results Provided by Timing Solutions Ltd
www.tsl-timing.com

Brands Hatch GP



Length	2.4332 miles	3916.0 m	
FL		51.36032 N	0.26032 E
I1	1116m	51.35934 N	0.25955 E
I2	2928m	51.35532 N	0.26250 E
Pit Entry	3646m	51.35911 N	0.25743 E
Pit Exit	26m after FL	51.36027 N	0.26078 E
Pit Entry-Pit Exit 277m, 19.9s @50kph, 16.6s @60kph			

All results available at www.tsl-timing.com

BMCRC - MRO Championships 2021 - Rnd 4 @ Brands Hatch GP

Reactive Parts MRO Powerbikes inc Clubman 1000

QUALIFYING - CLASSIFICATION



POS	NO	CL	PIC NAME	ENTRY	TIME	ON	LAPS	GAP	DIFF	MPH
1	75		1 Anthony JOHNSON	BMW S1000RR - Wallace & Barr Classic M/cycles	1:31.263	6	8			95.98
2	40		2 Aiden PATMORE	BMW S1000RR - TBR performance/Iris Rigging	1:31.831	6	6	0.568	0.568	95.39
3	72		3 Michael O'BRIEN	Yamaha R1 -	1:31.833	5	7	0.570	0.002	95.38
4	71		4 Tom NORTON	Kawasaki ZX10 -	1:32.473	7	8	1.210	0.640	94.72
5	9	C	1 Luke DIXON	BMW S1000RR -	1:32.834	8	8	1.571	0.361	94.36
6	48		5 Nicky WILSON	Suzuki GSXR 1000 - Demon GP/Haslemere Motorcycle	1:33.127	6	7	1.864	0.293	94.06
7	52		6 Ben COTGROVE	Yamaha R1 - MFR	1:33.316	3	6	2.053	0.189	93.87
8	17		7 Philip BAKER	BMW S1000RR - R & M plant Theo &Debbie	1:33.678	6	7	2.415	0.362	93.51
9	83	C	2 Jason SIGGS	Yamaha R1 - J Siggs Construction	1:33.690	6	8	2.427	0.012	93.49
10	2		8 Peter BAKER	Kawasaki ZX10R - Dodfrey Engineering	1:33.719	3	8	2.456	0.029	93.46
11	58	C	3 Kenny FRETWELL	Yamaha R1 - Polished Concrete London	1:34.005	6	8	2.742	0.286	93.18
12	98		9 Rick DICKINSON	BMW S1000RR - MotorcycleRaceParts.co.uk	1:34.150	5	8	2.887	0.145	93.04
13	232		10 Matt WETHERELL	Suzuki GSXR - MSG Racing/Lamonde.com/FWR Tyre:	1:34.339	8	8	3.076	0.189	92.85
14	8*		11 John BUTLER	Suzuki GSXR1000 - Butler-Hills Ltd	1:34.352	2	5	3.089	0.013	92.84
15	47		12 Daryl DANCE	Yamaha YZF R1 - 2 brothers scaffolding	1:34.409	5	5	3.146	0.057	92.78
16	32		13 Martin MORRIS	BMW S1000RR - Morris Racing, Obsession Engineering	1:34.484	7	7	3.221	0.075	92.71
17	56		14 Mike SMITH	Kawasaki ZX10R - Smiffs Garage	1:34.559	6	7	3.296	0.075	92.63
18	177		15 Ryan WARRINGTON	Kawasaki ZX10R - RWarrington Carpentry	1:34.633	7	8	3.370	0.074	92.56
19	33		16 Michael NEEVES	BMW S1000RR - Prime Factors Racing	1:35.218	4	7	3.955	0.585	91.99
20	88	C	4 Scott HALLIDAY	Suzuki GSXR 1000 - Performance fitness gym	1:35.378	3	5	4.115	0.160	91.84
21	710	C	5 Craig HENSTOCK	BMW S1000RR - Alheavy Ltd / Kronos Threat Manager	1:35.413	7	8	4.150	0.035	91.80
22	43		17 Steve PALMER	Suzuki GSXR1000 K6 - K6/Mk1 Transit racing	1:35.934	7	7	4.671	0.521	91.31
23	141		18 Ramone HUNTE	Yamaha R1 - my wallet.com	1:36.285	7	8	5.022	0.351	90.97
24	4		19 Chad HASHMI	BMW S1000 -	1:36.370	4	7	5.107	0.085	90.89
25	275	C	6 Mark WILBY	Suzuki GSXR1000 -	1:36.587	6	6	5.324	0.217	90.69
26	211	C	7 Nick WHITCHER	Kawasaki ZX10R -	1:37.127	6	7	5.864	0.540	90.18
27	148	C	8 Aaron COLLINS	BMW S1000RR - Precision installations	1:37.321	3	6	6.058	0.194	90.00
28	277	C	9 Adrian AVERRE	Ducati PANIGALE V4 - Ryders Alley Racing	1:37.502	4	7	6.239	0.181	89.84
29	11		20 Andrew SAUNDERS	Suzuki GSXR - SDC PERFORMANCE	1:37.866	4	4	6.603	0.364	89.50
30	50	C	10 Dan WELFORD	Suzuki GSXR 1000 - Sussex Security Installations	1:37.878	6	7	6.615	0.012	89.49
31	129	C	11 Cecil DINSMORE	Suzuki GSXR 1000 - KnC Motorsport	1:37.921	3	4	6.658	0.043	89.45
32	45	C	12 Tom STEVENS	Ducati 959 -	1:37.974	7	7	6.711	0.053	89.40
33	333		21 Andrew HOUGHTON	Yamaha R1 -	1:39.126	8	8	7.863	1.152	88.37
34	20	C	13 Connor SWYER	Suzuki GSXR 1000 K6 - WSC Performace & Owkay clo	1:39.718	5	6	8.455	0.592	87.84
35	78	C	14 Jamie THOMAS	Suzuki GSXR 1000 - Team RubyRacing	1:39.833	3	5	8.570	0.115	87.74
36	51		22 Michael HOGARTH	Kawasaki ZX10 RR - WHR Racing	1:39.894	5	7	8.631	0.061	87.69
37	84		23 Tunc GUNERGUN	Aprilia RSV4 RF - 1 - BIKERSWORLD	1:40.519	7	7	9.256	0.625	87.14
38	82	C	15 Adrian LEWIS	Yamaha R1 - Me	1:41.483	2	3	10.220	0.964	86.31
39	36		24 Joe BALDRY	BMW S1000RR - Chilton Motors	1:41.900	6	6	10.637	0.417	85.96
40	46	C	16 Simon GATES	Kawasaki ZX10R - Team Kawafati	1:46.883	1	1	15.620	4.983	81.95

* Bike 8 - No working transponder fitted

Brands Hatch GP
Circuit Length = 2.4332 miles
Start: 08:59 Flag 09:12 End: 09:14

Weather / Track : Sunny / Dry

These results are provisional until the conclusion of any judicial and technical matters.

Clerk Of Course :	Stewards :	Timekeeper : Craig Smith
-------------------	------------	--------------------------

Results can be found at www.tsl-timing.com

Printed - 09:14 Saturday, 17 July 2021



BMCRC - MRO Championships 2021 - Rnd 4 @ Brands Hatch GP

Reactive Parts MRO Powerbikes inc Clubman 1000

QUALIFYING - SECTOR ANALYSIS



SECTOR 1 = FL to I1, SECTOR 2 = I1 to I2, SECTOR 3 = I2 to FL, DIFF = Difference To Personal Best Lap, P = Crossed Finish Line in Pit Lane, D = Time Disallowed

P1 75		Anthony JOHNSON		BMW S1000RR - Wallace & Barr Classic M/cycles			
IDEAL LAP TIME : 1:31.263		BEST LAP TIME : 1:31.263		DIFFERENCE : 0.000			
LAP	SECTOR 1	SECTOR 2	SECTOR 3	LAP TIME	MPH	DIFF	TIME OF DAY
1 -	32.056	43.244	22.390	1:37.690	89.66	6.427	09:03:00.295
2 -	30.335	41.914	21.732	1:33.981	93.20	2.718	09:04:34.276
3 -	29.747	41.630	21.721	1:33.098 (3)	94.09	1.835	09:06:07.374
4 -	30.421	41.800	21.821	1:34.042	93.14	2.779	09:07:41.416
5 -	30.047	41.562	21.803	1:33.412	93.77	2.149	09:09:14.828
6 -	28.976	40.899	21.388	1:31.263 (1)	95.98		09:10:46.091
7 -	29.024	41.626	22.261	1:32.911 (2)	94.28	1.648	09:12:19.002
8 -	30.543	41.981	22.033	1:34.557	92.64	3.294	09:13:53.559

P2 40		Aiden PATMORE		BMW S1000RR - TBR performance/Iris Rigging			
IDEAL LAP TIME : 1:31.567		BEST LAP TIME : 1:31.831		DIFFERENCE : 0.264			
LAP	SECTOR 1	SECTOR 2	SECTOR 3	LAP TIME	MPH	DIFF	TIME OF DAY
1 -	31.454	43.024	22.365	1:36.843	90.45	5.012	09:03:09.545
2 -	29.664	42.059	22.119	1:33.842	93.34	2.011	09:04:43.387
3 -	29.345	42.423	21.589	1:33.357 (3)	93.83	1.526	09:06:16.744
4 -	30.623	42.413	21.794	1:34.830	92.37	2.999	09:07:51.574
5 -	28.954	41.479	21.879	1:32.312 (2)	94.89	0.481	09:09:23.886
6 -	29.218	41.033	21.580	1:31.831 (1)	95.39		09:10:55.717

P3 72		Michael O'BRIEN		Yamaha R1 -			
IDEAL LAP TIME : 1:31.823		BEST LAP TIME : 1:31.833		DIFFERENCE : 0.010			
LAP	SECTOR 1	SECTOR 2	SECTOR 3	LAP TIME	MPH	DIFF	TIME OF DAY
1 -	31.349	43.559	22.519	1:37.427	89.91	5.594	09:03:36.908
2 -	29.711	41.674	21.728	1:33.113	94.07	1.280	09:05:10.021
3 -	29.371	41.135	21.536	1:32.042 (2)	95.17	0.209	09:06:42.063
4 -	41.119	44.908	22.371	1:48.398	80.81	16.565	09:08:30.461
5 -	29.381	40.930	21.522	1:31.833 (1)	95.38		09:10:02.294
6 -	36.484	42.603	21.839	1:40.926	86.79	9.093	09:11:43.220
7 -	29.453	41.349	21.531	1:32.333 (3)	94.87	0.500	09:13:15.553

P4 71		Tom NORTON		Kawasaki ZX10 -			
IDEAL LAP TIME : 1:32.439		BEST LAP TIME : 1:32.473		DIFFERENCE : 0.034			
LAP	SECTOR 1	SECTOR 2	SECTOR 3	LAP TIME	MPH	DIFF	TIME OF DAY
1 -	32.341	44.130	22.684	1:39.155	88.34	6.682	09:02:39.463
2 -	30.713	43.029	22.991	1:36.733	90.55	4.260	09:04:16.196
3 -	30.077	42.019	22.450	1:34.546	92.65	2.073	09:05:50.742
4 -	29.668	41.601	21.827	1:33.096 (3)	94.09	0.623	09:07:23.838
5 -	32.260	45.150	23.012	1:40.422	87.23	7.949	09:09:04.260
6 -	29.865	42.181	21.745	1:33.791	93.39	1.318	09:10:38.051
7 -	29.433	41.301	21.739	1:32.473 (1)	94.72		09:12:10.524
8 -	29.673	41.267	21.748	1:32.688 (2)	94.50	0.215	09:13:43.212

P5 9 C		Luke DIXON		BMW S1000RR -			
IDEAL LAP TIME : 1:32.739		BEST LAP TIME : 1:32.834		DIFFERENCE : 0.095			
LAP	SECTOR 1	SECTOR 2	SECTOR 3	LAP TIME	MPH	DIFF	TIME OF DAY
1 -	31.210	45.891	25.263	1:42.364	85.57	9.530	09:02:34.289
2 -	31.509	46.843	22.830	1:41.182	86.57	8.348	09:04:15.471
3 -	29.907	42.700	22.883	1:35.490	91.73	2.656	09:05:50.961
4 -	30.831	41.863	21.716	1:34.410 (3)	92.78	1.576	09:07:25.371
5 -	30.116	42.720	22.800	1:35.636	91.59	2.802	09:09:01.007
6 -	31.781	43.285	21.948	1:37.014	90.29	4.180	09:10:38.021
7 -	30.137	41.782	21.729	1:33.648 (2)	93.54	0.814	09:12:11.669
8 -	29.591	41.432	21.811	1:32.834 (1)	94.36		09:13:44.503

Weather / Track : Sunny / Dry

Brands Hatch GP
Circuit Length = 2.4332 miles
Start: 08:59 Flag 09:12 End: 09:14

BMCRC - MRO Championships 2021 - Rnd 4 @ Brands Hatch GP

Reactive Parts MRO Powerbikes inc Clubman 1000

QUALIFYING - SECTOR ANALYSIS



SECTOR 1 = FL to I1, SECTOR 2 = I1 to I2, SECTOR 3 = I2 to FL, DIFF = Difference To Personal Best Lap, P = Crossed Finish Line in Pit Lane, D = Time Disallowed

P6 48		Nicky WILSON		Suzuki GSXR 1000 - Demon GP/Haslemere Motorcycles			
IDEAL LAP TIME : 1:32.636		BEST LAP TIME : 1:33.127		DIFFERENCE : 0.491			
LAP	SECTOR 1	SECTOR 2	SECTOR 3	LAP TIME	MPH	DIFF	TIME OF DAY
1 -	31.597	43.564	22.479	1:37.640	89.71	4.513	09:03:19.111
2 -	30.096	43.447	22.106	1:35.649	91.58	2.522	09:04:54.760
3 -	29.999	41.875	21.859	1:33.733	93.45	0.606	09:06:28.493
4 -	30.357	42.244	21.966	1:34.567	92.63	1.440	09:08:03.060
5 -	29.993	41.363	21.972	1:33.328 (3)	93.86	0.201	09:09:36.388
6 -	29.703	41.743	21.681	1:33.127 (1)	94.06		09:11:09.515
7 -	29.592	41.768	21.886	1:33.246 (2)	93.94	0.119	09:12:42.761

P7 52		Ben COTGROVE		Yamaha R1 - MFR			
IDEAL LAP TIME : 1:33.311		BEST LAP TIME : 1:33.316		DIFFERENCE : 0.005			
LAP	SECTOR 1	SECTOR 2	SECTOR 3	LAP TIME	MPH	DIFF	TIME OF DAY
1 -	30.532	44.782	22.572	1:37.886	89.49	4.570	09:02:31.480
2 -	30.010	42.675	22.023	1:34.708 (3)	92.49	1.392	09:04:06.188
3 -	29.441	42.077	21.798	1:33.316 (1)	93.87		09:05:39.504
4 -	30.609	43.639	21.872	1:36.120	91.13	2.804	09:07:15.624
5 -	29.453	42.615	21.793	1:33.861 (2)	93.32	0.545	09:08:49.485
6 -	29.706	1:00.887	22.230	1:52.823	77.64	19.507	09:10:42.308

P8 17		Philip BAKER		BMW S1000RR - R & M plant Theo &Debbie			
IDEAL LAP TIME : 1:33.216		BEST LAP TIME : 1:33.678		DIFFERENCE : 0.462			
LAP	SECTOR 1	SECTOR 2	SECTOR 3	LAP TIME	MPH	DIFF	TIME OF DAY
1 -	32.524	44.877	22.190	1:39.591	87.95	5.913	09:03:02.221
2 -	31.515	42.963	22.443	1:36.921	90.38	3.243	09:04:39.142
3 -	30.231	42.446	22.351	1:35.028	92.18	1.350	09:06:14.170
4 -	29.829	41.943	21.970	1:33.742 (2)	93.44	0.064	09:07:47.912
5 -	30.046	42.895	21.987	1:34.928	92.27	1.250	09:09:22.840
6 -	30.291	41.608	21.779	1:33.678 (1)	93.51		09:10:56.518
7 -	29.857	42.589	22.065	1:34.511 (3)	92.68	0.833	09:12:31.029

P9 83 C		Jason SIGGS		Yamaha R1 - J Siggs Construction			
IDEAL LAP TIME : 1:33.690		BEST LAP TIME : 1:33.690		DIFFERENCE : 0.000			
LAP	SECTOR 1	SECTOR 2	SECTOR 3	LAP TIME	MPH	DIFF	TIME OF DAY
1 -	31.228	44.072	22.975	1:38.275	89.13	4.585	09:02:33.228
2 -	31.143	43.256	22.400	1:36.799	90.49	3.109	09:04:10.027
3 -	31.242	42.854	22.547	1:36.643	90.64	2.953	09:05:46.670
4 -	30.522	42.267	22.120	1:34.909 (3)	92.29	1.219	09:07:21.579
5 -	31.345	43.148	22.445	1:36.938	90.36	3.248	09:08:58.517
6 -	29.993	41.668	22.029	1:33.690 (1)	93.49		09:10:32.207
7 -	30.215	42.698	22.797	1:35.710	91.52	2.020	09:12:07.917
8 -	30.064	42.055	22.620	1:34.739 (2)	92.46	1.049	09:13:42.656

P10 2		Peter BAKER		Kawasaki ZX10R - Dodfrey Engineering			
IDEAL LAP TIME : 1:33.378		BEST LAP TIME : 1:33.719		DIFFERENCE : 0.341			
LAP	SECTOR 1	SECTOR 2	SECTOR 3	LAP TIME	MPH	DIFF	TIME OF DAY
1 -	30.587	42.692	22.016	1:35.295	91.92	1.576	09:02:23.145
2 -	29.723	42.583	22.044	1:34.350	92.84	0.631	09:03:57.495
3 -	29.864	41.967	21.888	1:33.719 (1)	93.46		09:05:31.214
4 -	29.823	42.396	21.951	1:34.170	93.02	0.451	09:07:05.384
5 -	30.071	42.455	21.921	1:34.447	92.74	0.728	09:08:39.831
6 -	29.994	42.141	22.084	1:34.219	92.97	0.500	09:10:14.050
7 -	30.040	41.887	21.825	1:33.752 (2)	93.43	0.033	09:11:47.802
8 -	29.666	41.999	22.095	1:33.760 (3)	93.42	0.041	09:13:21.562

Weather / Track : Sunny / Dry

Brands Hatch GP
Circuit Length = 2.4332 miles
Start: 08:59 Flag 09:12 End: 09:14

BMCRC - MRO Championships 2021 - Rnd 4 @ Brands Hatch GP

Reactive Parts MRO Powerbikes inc Clubman 1000

QUALIFYING - SECTOR ANALYSIS



SECTOR 1 = FL to I1, SECTOR 2 = I1 to I2, SECTOR 3 = I2 to FL, DIFF = Difference To Personal Best Lap, P = Crossed Finish Line in Pit Lane, D = Time Disallowed

P11 58 C		Kenny FRETWELL		Yamaha R1 - Polished Concrete London			
IDEAL LAP TIME : 1:34.005		BEST LAP TIME : 1:34.005		DIFFERENCE : 0.000			
LAP	SECTOR 1	SECTOR 2	SECTOR 3	LAP TIME	MPH	DIFF	TIME OF DAY
1 -	32.761	46.525	23.277	1:42.563	85.40	8.558	09:02:31.917
2 -	31.317	44.149	22.449	1:37.915	89.46	3.910	09:04:09.832
3 -	31.053	43.215	22.843	1:37.111	90.20	3.106	09:05:46.943
4 -	30.739	43.256	22.129	1:36.124	91.13	2.119	09:07:23.067
5 -	30.290	43.235	22.074	1:35.599	91.63	1.594	09:08:58.666
6 -	30.026	42.273	21.706	1:34.005 (1)	93.18		09:10:32.671
7 -	30.110	42.756	22.465	1:35.331 (3)	91.88	1.326	09:12:08.002
8 -	30.316	42.620	21.891	1:34.827 (2)	92.37	0.822	09:13:42.829

P12 98		Rick DICKINSON		BMW S1000RR - MotorcycleRaceParts.co.uk			
IDEAL LAP TIME : 1:34.091		BEST LAP TIME : 1:34.150		DIFFERENCE : 0.059			
LAP	SECTOR 1	SECTOR 2	SECTOR 3	LAP TIME	MPH	DIFF	TIME OF DAY
1 -	32.463	44.137	22.567	1:39.167	88.33	5.017	09:02:32.545
2 -	30.899	43.656	22.016	1:36.571	90.70	2.421	09:04:09.116
3 -	30.740	42.998	22.085	1:35.823	91.41	1.673	09:05:44.939
4 -	30.215	42.221	21.858	1:34.294 (2)	92.89	0.144	09:07:19.233
5 -	30.138	42.095	21.917	1:34.150 (1)	93.04		09:08:53.383
6 -	30.138	42.254	21.990	1:34.382 (3)	92.81	0.232	09:10:27.765
7 -	38.990	52.831	22.364	1:54.185	76.71	20.035	09:12:21.950
8 -	31.053	42.703	22.514	1:36.270	90.99	2.120	09:13:58.220

P13 232		Matt WETHERELL		Suzuki GSXR - MSG Racing/Lamonde.com/FWR Tyres			
IDEAL LAP TIME : 1:34.306		BEST LAP TIME : 1:34.339		DIFFERENCE : 0.033			
LAP	SECTOR 1	SECTOR 2	SECTOR 3	LAP TIME	MPH	DIFF	TIME OF DAY
1 -	32.971	46.687	23.291	1:42.949	85.08	8.610	09:02:30.753
2 -	31.288	43.916	22.600	1:37.804	89.56	3.465	09:04:08.557
3 -	30.805	43.031	22.259	1:36.095	91.15	1.756	09:05:44.652
4 -	31.242	42.635	22.378	1:36.255	91.00	1.916	09:07:20.907
5 -	31.433	42.757	22.108	1:36.298	90.96	1.959	09:08:57.205
6 -	30.157	42.361	22.076	1:34.594 (2)	92.60	0.255	09:10:31.799
7 -	30.208	42.744	22.243	1:35.195 (3)	92.01	0.856	09:12:06.994
8 -	30.143	42.394	21.802	1:34.339 (1)	92.85		09:13:41.333

P14 8		John BUTLER		Suzuki GSXR1000 - Butler-Hills Ltd			
IDEAL LAP TIME :		BEST LAP TIME : 1:34.352		DIFFERENCE :			
LAP	SECTOR 1	SECTOR 2	SECTOR 3	LAP TIME	MPH	DIFF	TIME OF DAY
1 -				1:37.514	89.83	3.162	09:02:58.357
2 -				1:34.352 (1)	92.84		09:04:32.709
3 -				1:35.496	91.72	1.144	09:06:08.205
4 -				1:34.801 (3)	92.40	0.449	09:07:43.006
5 -				1:34.499 (2)	92.69	0.147	09:09:17.505

P15 47		Daryl DANCE		Yamaha YZF R1 - 2 brothers scaffolding			
IDEAL LAP TIME : 1:34.067		BEST LAP TIME : 1:34.409		DIFFERENCE : 0.342			
LAP	SECTOR 1	SECTOR 2	SECTOR 3	LAP TIME	MPH	DIFF	TIME OF DAY
1 -	41.060		IN PIT	5:50.701 P	24.97	4:16.292	09:06:34.309
2 -	OUTLAP	42.874	22.502	1:38.894	88.57	4.485	09:08:13.203
3 -	30.358	42.356	22.285	1:34.999 (3)	92.20	0.590	09:09:48.202
4 -	30.424	41.872	22.231	1:34.527 (2)	92.67	0.118	09:11:22.729
5 -	30.059	42.214	22.136	1:34.409 (1)	92.78		09:12:57.138

Weather / Track : Sunny / Dry

Brands Hatch GP
Circuit Length = 2.4332 miles
Start: 08:59 Flag 09:12 End: 09:14

BMCRC - MRO Championships 2021 - Rnd 4 @ Brands Hatch GP

Reactive Parts MRO Powerbikes inc Clubman 1000

QUALIFYING - SECTOR ANALYSIS



SECTOR 1 = FL to I1, SECTOR 2 = I1 to I2, SECTOR 3 = I2 to FL, DIFF = Difference To Personal Best Lap, P = Crossed Finish Line in Pit Lane, D = Time Disallowed

P16 32		Martin MORRIS		BMW S1000RR - Morris Racing, Obsession Engineering			
IDEAL LAP TIME : 1:34.341		BEST LAP TIME : 1:34.484		DIFFERENCE : 0.143			
LAP	SECTOR 1	SECTOR 2	SECTOR 3	LAP TIME	MPH	DIFF	TIME OF DAY
1 -	32.272	44.189	22.975	1:39.436	88.09	4.952	09:03:00.179
2 -	31.397	42.592	22.116	1:36.105	91.14	1.621	09:04:36.284
3 -	30.487	42.578	22.231	1:35.296 (2)	91.92	0.812	09:06:11.580
4 -	30.516	42.852	22.192	1:35.560	91.66	1.076	09:07:47.140
5 -	30.356	44.023	22.161	1:36.540	90.73	2.056	09:09:23.680
6 -	30.104	42.599	22.678	1:35.381 (3)	91.84	0.897	09:10:59.061
7 -	30.066	42.159	22.259	1:34.484 (1)	92.71		09:12:33.545

P17 56		Mike SMITH		Kawasaki ZX10R - Smiffs Garage			
IDEAL LAP TIME : 1:34.366		BEST LAP TIME : 1:34.559		DIFFERENCE : 0.193			
LAP	SECTOR 1	SECTOR 2	SECTOR 3	LAP TIME	MPH	DIFF	TIME OF DAY
1 -	32.615	44.143	22.550	1:39.308	88.20	4.749	09:03:01.542
2 -	31.713	43.192	22.447	1:37.352	89.98	2.793	09:04:38.894
3 -	30.682	42.443	22.587	1:35.712	91.52	1.153	09:06:14.606
4 -	30.086	42.549	21.994	1:34.629 (2)	92.57	0.070	09:07:49.235
5 -	29.955	42.887	22.882	1:35.724	91.51	1.165	09:09:24.959
6 -	30.079	42.464	22.016	1:34.559 (1)	92.63		09:10:59.518
7 -	30.307	42.715	21.968	1:34.990 (3)	92.21	0.431	09:12:34.508

P18 177		Ryan WARRINGTON		Kawasaki ZX10R - RWarrington Carpentry			
IDEAL LAP TIME : 1:34.252		BEST LAP TIME : 1:34.633		DIFFERENCE : 0.381			
LAP	SECTOR 1	SECTOR 2	SECTOR 3	LAP TIME	MPH	DIFF	TIME OF DAY
1 -	32.552	46.551	23.379	1:42.482	85.47	7.849	09:02:31.181
2 -	31.293	43.763	22.525	1:37.581	89.76	2.948	09:04:08.762
3 -	30.899	43.392	22.268	1:36.559	90.72	1.926	09:05:45.321
4 -	30.958	42.624	22.083	1:35.665	91.56	1.032	09:07:20.986
5 -	31.042	42.475	22.029	1:35.546	91.68	0.913	09:08:56.532
6 -	29.927	42.813	22.197	1:34.937 (2)	92.27	0.304	09:10:31.469
7 -	30.308	42.319	22.006	1:34.633 (1)	92.56		09:12:06.102
8 -	30.087	42.760	22.106	1:34.953 (3)	92.25	0.320	09:13:41.055

P19 33		Michael NEEVES		BMW S1000RR - Prime Factors Racing			
IDEAL LAP TIME : 1:34.916		BEST LAP TIME : 1:35.218		DIFFERENCE : 0.302			
LAP	SECTOR 1	SECTOR 2	SECTOR 3	LAP TIME	MPH	DIFF	TIME OF DAY
1 -	31.733	44.954	22.771	1:39.458	88.07	4.240	09:02:37.442
2 -	30.684	44.658	IN PIT	2:04.536 P	70.33	29.318	09:04:41.978
3 -	OUTLAP	43.833	22.464	1:46.125	82.54	10.907	09:06:28.103
4 -	30.512	42.300	22.406	1:35.218 (1)	91.99		09:08:03.321
5 -	30.833	42.678	22.104	1:35.615 (2)	91.61	0.397	09:09:38.936
6 -	30.770	43.539	22.737	1:37.046	90.26	1.828	09:11:15.982
7 -	31.050	42.634	22.257	1:35.941 (3)	91.30	0.723	09:12:51.923

P20 88 C		Scott HALLIDAY		Suzuki GSXR 1000 - Performance fitness gym			
IDEAL LAP TIME : 1:35.151		BEST LAP TIME : 1:35.378		DIFFERENCE : 0.227			
LAP	SECTOR 1	SECTOR 2	SECTOR 3	LAP TIME	MPH	DIFF	TIME OF DAY
1 -	32.531	45.540	23.149	1:41.220	86.54	5.842	09:02:38.580
2 -	31.214	43.680	23.160	1:38.054	89.33	2.676	09:04:16.634
3 -	30.454	42.564	22.360	1:35.378 (1)	91.84		09:05:52.012
4 -	30.663	42.920	22.133	1:35.716 (2)	91.51	0.338	09:07:27.728
5 -	30.517	43.013	22.302	1:35.832 (3)	91.40	0.454	09:09:03.560

Weather / Track : Sunny / Dry

Brands Hatch GP
Circuit Length = 2.4332 miles
Start: 08:59 Flag 09:12 End: 09:14

BMCRC - MRO Championships 2021 - Rnd 4 @ Brands Hatch GP

Reactive Parts MRO Powerbikes inc Clubman 1000

QUALIFYING - SECTOR ANALYSIS



SECTOR 1 = FL to I1, SECTOR 2 = I1 to I2, SECTOR 3 = I2 to FL, DIFF = Difference To Personal Best Lap, P = Crossed Finish Line in Pit Lane, D = Time Disallowed

P21 710 C		Craig HENSTOCK		BMW S1000RR - Alheavy Ltd / Kronos Threat Management			
IDEAL LAP TIME : 1:35.063		BEST LAP TIME : 1:35.413		DIFFERENCE : 0.350			
LAP	SECTOR 1	SECTOR 2	SECTOR 3	LAP TIME	MPH	DIFF	TIME OF DAY
1 -	33.082	46.836	23.916	1:43.834	84.36	8.421	09:02:32.349
2 -	31.765	44.026	22.531	1:38.322	89.09	2.909	09:04:10.671
3 -	30.937	43.584	26.637	1:41.158	86.59	5.745	09:05:51.829
4 -	30.849	43.961	22.671	1:37.481	89.86	2.068	09:07:29.310
5 -	30.280	42.811	22.673	1:35.764 (3)	91.47	0.351	09:09:05.074
6 -	30.353	43.047	22.618	1:36.018	91.23	0.605	09:10:41.092
7 -	29.965	42.971	22.477	1:35.413 (1)	91.80		09:12:16.505
8 -	30.381	42.994	22.287	1:35.662 (2)	91.57	0.249	09:13:52.167

P22 43		Steve PALMER		Suzuki GSXR1000 K6 - K6/Mk1 Transit racing			
IDEAL LAP TIME : 1:35.707		BEST LAP TIME : 1:35.934		DIFFERENCE : 0.227			
LAP	SECTOR 1	SECTOR 2	SECTOR 3	LAP TIME	MPH	DIFF	TIME OF DAY
1 -	32.733	45.395	23.269	1:41.397	86.39	5.463	09:03:42.271
2 -	31.461	44.325	22.801	1:38.587	88.85	2.653	09:05:20.858
3 -	30.951	43.787	22.782	1:37.520 (3)	89.82	1.586	09:06:58.378
4 -	36.285		IN PIT	1:47.591 P	81.41	11.657	09:08:45.969
5 -	OUTLAP	43.425	22.168	1:43.164	84.91	7.230	09:10:29.133
6 -	30.421	43.158	22.482	1:36.061 (2)	91.19	0.127	09:12:05.194
7 -	30.381	43.160	22.393	1:35.934 (1)	91.31		09:13:41.128

P23 141		Ramone HUNTE		Yamaha R1 - my wallet.com			
IDEAL LAP TIME : 1:36.075		BEST LAP TIME : 1:36.285		DIFFERENCE : 0.210			
LAP	SECTOR 1	SECTOR 2	SECTOR 3	LAP TIME	MPH	DIFF	TIME OF DAY
1 -	32.350	46.598	23.466	1:42.414	85.53	6.129	09:02:31.648
2 -	31.341	43.688	23.063	1:38.092	89.30	1.807	09:04:09.740
3 -	30.910	43.141	22.615	1:36.666 (3)	90.61	0.381	09:05:46.406
4 -	31.214	43.793	22.395	1:37.402	89.93	1.117	09:07:23.808
5 -	30.943	43.134	23.038	1:37.115	90.20	0.830	09:09:00.923
6 -	31.908	44.607	22.602	1:39.117	88.37	2.832	09:10:40.040
7 -	30.810	42.870	22.605	1:36.285 (1)	90.97		09:12:16.325
8 -	30.883	42.976	22.726	1:36.585 (2)	90.69	0.300	09:13:52.910

P24 4		Chad HASHMI		BMW S1000 -			
IDEAL LAP TIME : 1:35.963		BEST LAP TIME : 1:36.370		DIFFERENCE : 0.407			
LAP	SECTOR 1	SECTOR 2	SECTOR 3	LAP TIME	MPH	DIFF	TIME OF DAY
1 -	32.817	44.914	23.273	1:41.004	86.72	4.634	09:02:42.870
2 -	31.645	43.607	22.460	1:37.712 (3)	89.64	1.342	09:04:20.582
3 -	30.884	42.905	22.678	1:36.467 (2)	90.80	0.097	09:05:57.049
4 -	30.920	42.619	22.831	1:36.370 (1)	90.89		09:07:33.419
5 -	33.851	45.253	24.348	1:43.452	84.67	7.082	09:09:16.871
6 -	31.300	43.551	23.195	1:38.046	89.34	1.676	09:10:54.917
7 -	31.529	44.841	23.297	1:39.667	87.89	3.297	09:12:34.584

P25 275 C		Mark WILBY		Suzuki GSXR1000 -			
IDEAL LAP TIME : 1:36.587		BEST LAP TIME : 1:36.587		DIFFERENCE : 0.000			
LAP	SECTOR 1	SECTOR 2	SECTOR 3	LAP TIME	MPH	DIFF	TIME OF DAY
1 -	34.384	45.290	23.593	1:43.267	84.82	6.680	09:03:22.971
2 -	32.219	43.702	22.886	1:38.807	88.65	2.220	09:05:01.778
3 -	31.519	43.364	23.245	1:38.128 (3)	89.26	1.541	09:06:39.906
4 -	31.355	43.983	22.686	1:38.024 (2)	89.36	1.437	09:08:17.930
5 -	31.517	44.108	23.236	1:38.861	88.60	2.274	09:09:56.791
6 -	31.104	43.036	22.447	1:36.587 (1)	90.69		09:11:33.378

Weather / Track : Sunny / Dry

Brands Hatch GP
Circuit Length = 2.4332 miles
Start: 08:59 Flag 09:12 End: 09:14

BMCRC - MRO Championships 2021 - Rnd 4 @ Brands Hatch GP

Reactive Parts MRO Powerbikes inc Clubman 1000

QUALIFYING - SECTOR ANALYSIS



SECTOR 1 = FL to I1, SECTOR 2 = I1 to I2, SECTOR 3 = I2 to FL, DIFF = Difference To Personal Best Lap, P = Crossed Finish Line in Pit Lane, D = Time Disallowed

P26 211 C		Nick WHITCHER		Kawasaki ZX10R -			
IDEAL LAP TIME : 1:37.087		BEST LAP TIME : 1:37.127		DIFFERENCE : 0.040			
LAP	SECTOR 1	SECTOR 2	SECTOR 3	LAP TIME	MPH	DIFF	TIME OF DAY
1 -	33.063	45.803	24.634	1:43.500	84.63	6.373	09:02:58.873
2 -	32.650	44.246	23.268	1:40.164	87.45	3.037	09:04:39.037
3 -	32.128	44.162	23.031	1:39.321	88.19	2.194	09:06:18.358
4 -	31.890	43.748	22.795	1:38.433	88.99	1.306	09:07:56.791
5 -	31.574	43.788	23.068	1:38.430 (3)	88.99	1.303	09:09:35.221
6 -	31.397	43.088	22.642	1:37.127 (1)	90.18		09:11:12.348
7 -	31.357	43.409	22.912	1:37.678 (2)	89.68	0.551	09:12:50.026

P27 148 C		Aaron COLLINS		BMW S1000RR - Precision installations			
IDEAL LAP TIME : 1:37.201		BEST LAP TIME : 1:37.321		DIFFERENCE : 0.120			
LAP	SECTOR 1	SECTOR 2	SECTOR 3	LAP TIME	MPH	DIFF	TIME OF DAY
1 -	32.543	45.541	23.617	1:41.701	86.13	4.380	09:02:34.500
2 -	31.830	43.977	23.012	1:38.819 (3)	88.64	1.498	09:04:13.319
3 -	30.473	43.934	22.914	1:37.321 (1)	90.00		09:05:50.640
4 -	31.229	45.050	22.863	1:39.142	88.35	1.821	09:07:29.782
5 -	31.011	46.388	23.273	1:40.672	87.01	3.351	09:09:10.454
6 -	31.695	43.974	22.794	1:38.463 (2)	88.96	1.142	09:10:48.917

P28 277 C		Adrian AVERRE		Ducati PANIGALE V4 - Ryders Alley Racing			
IDEAL LAP TIME : 1:37.159		BEST LAP TIME : 1:37.502		DIFFERENCE : 0.343			
LAP	SECTOR 1	SECTOR 2	SECTOR 3	LAP TIME	MPH	DIFF	TIME OF DAY
1 -	33.139	45.775	24.106	1:43.020	85.03	5.518	09:02:43.316
2 -	31.755	44.430	22.865	1:39.050	88.43	1.548	09:04:22.366
3 -	31.324	44.201	22.723	1:38.248	89.16	0.746	09:06:00.614
4 -	30.903	43.837	22.762	1:37.502 (1)	89.84		09:07:38.116
5 -	31.375	43.609	22.893	1:37.877 (2)	89.49	0.375	09:09:15.993
6 -	30.827	44.278	23.058	1:38.163 (3)	89.23	0.661	09:10:54.156
7 -	31.714	44.562	23.145	1:39.421	88.10	1.919	09:12:33.577

P29 11		Andrew SAUNDERS		Suzuki GSXR - SDC PERFORMANCE			
IDEAL LAP TIME : 1:37.866		BEST LAP TIME : 1:37.866		DIFFERENCE : 0.000			
LAP	SECTOR 1	SECTOR 2	SECTOR 3	LAP TIME	MPH	DIFF	TIME OF DAY
1 -	33.207	45.005	23.879	1:42.091	85.80	4.225	09:02:42.984
2 -	32.236	44.222	23.216	1:39.674 (2)	87.88	1.808	09:04:22.658
3 -	31.875	44.503	23.876	1:40.254 (3)	87.37	2.388	09:06:02.912
4 -	31.862	43.328	22.676	1:37.866 (1)	89.50		09:07:40.778

P30 50 C		Dan WELFORD		Suzuki GSXR 1000 - Sussex Security Installations			
IDEAL LAP TIME : 1:37.391		BEST LAP TIME : 1:37.878		DIFFERENCE : 0.487			
LAP	SECTOR 1	SECTOR 2	SECTOR 3	LAP TIME	MPH	DIFF	TIME OF DAY
1 -	32.397	45.405	23.455	1:41.257	86.51	3.379	09:03:03.213
2 -	31.646	43.946	22.752	1:38.344 (2)	89.07	0.466	09:04:41.557
3 -	31.173	44.115	23.371	1:38.659	88.78	0.781	09:06:20.216
4 -	31.101	43.891	23.504	1:38.496 (3)	88.93	0.618	09:07:58.712
5 -	31.077	44.766	23.522	1:39.365	88.15	1.487	09:09:38.077
6 -	31.373	43.562	22.943	1:37.878 (1)	89.49		09:11:15.955
7 -	31.726	44.723	23.243	1:39.692	87.86	1.814	09:12:55.647

BMCRC - MRO Championships 2021 - Rnd 4 @ Brands Hatch GP

Reactive Parts MRO Powerbikes inc Clubman 1000

QUALIFYING - SECTOR ANALYSIS



SECTOR 1 = FL to I1, SECTOR 2 = I1 to I2, SECTOR 3 = I2 to FL, DIFF = Difference To Personal Best Lap, P = Crossed Finish Line in Pit Lane, D = Time Disallowed

P31 129 C		Cecil DINSMORE		Suzuki GSXR 1000 - KnC Motorsport			
IDEAL LAP TIME : 1:37.423		BEST LAP TIME : 1:37.921		DIFFERENCE : 0.498			
LAP	SECTOR 1	SECTOR 2	SECTOR 3	LAP TIME	MPH	DIFF	TIME OF DAY
1 -	33.152	46.137	23.293	1:42.582	85.39	4.661	09:02:50.716
2 -	31.228	43.731	23.000	1:37.959 (2)	89.42	0.038	09:04:28.675
3 -	31.494	43.338	23.089	1:37.921 (1)	89.45		09:06:06.596
4 -	31.858	43.373	22.857	1:38.088 (3)	89.30	0.167	09:07:44.684

P32 45 C		Tom STEVENS		Ducati 959 -			
IDEAL LAP TIME : 1:37.783		BEST LAP TIME : 1:37.974		DIFFERENCE : 0.191			
LAP	SECTOR 1	SECTOR 2	SECTOR 3	LAP TIME	MPH	DIFF	TIME OF DAY
1 -	32.958	45.901	22.877	1:41.736	86.10	3.762	09:02:43.751
2 -	31.859	44.506	22.976	1:39.341	88.17	1.367	09:04:23.092
3 -	31.683	44.149	23.762	1:39.594	87.95	1.620	09:06:02.686
4 -	31.853	43.629	23.050	1:38.532 (3)	88.90	0.558	09:07:41.218
5 -	32.675	43.786	23.156	1:39.617	87.93	1.643	09:09:20.835
6 -	31.530	43.666	23.218	1:38.414 (2)	89.01	0.440	09:10:59.249
7 -	31.277	43.750	22.947	1:37.974 (1)	89.40		09:12:37.223

P33 333		Andrew HOUGHTON		Yamaha R1 -			
IDEAL LAP TIME : 1:38.973		BEST LAP TIME : 1:39.126		DIFFERENCE : 0.153			
LAP	SECTOR 1	SECTOR 2	SECTOR 3	LAP TIME	MPH	DIFF	TIME OF DAY
1 -	OUTLAP	50.290	24.724	1:54.667	76.39	15.541	09:01:31.389
2 -	33.478	46.713	23.659	1:43.850	84.35	4.724	09:03:15.239
3 -	32.713	44.688	23.843	1:41.244	86.52	2.118	09:04:56.483
4 -	31.954	44.874	IN PIT	2:20.420 P	62.38	41.294	09:07:16.903
5 -	OUTLAP	44.717	23.003	1:43.705	84.46	4.579	09:09:00.608
6 -	31.926	46.036	23.090	1:41.052 (3)	86.68	1.926	09:10:41.660
7 -	31.706	44.709	22.963	1:39.378 (2)	88.14	0.252	09:12:21.038
8 -	31.859	44.538	22.729	1:39.126 (1)	88.37		09:14:00.164

P34 20 C		Connor SWYER		Suzuki GSXR 1000 K6 - WSC Performace & Owkay clothing			
IDEAL LAP TIME : 1:39.128		BEST LAP TIME : 1:39.718		DIFFERENCE : 0.590			
LAP	SECTOR 1	SECTOR 2	SECTOR 3	LAP TIME	MPH	DIFF	TIME OF DAY
1 -	32.164	45.367	23.673	1:41.204	86.55	1.486	09:03:15.955
2 -	32.258	45.493	24.030	1:41.781	86.06	2.063	09:04:57.736
3 -	31.689	45.229	23.661	1:40.579	87.09	0.861	09:06:38.315
4 -	31.856	44.786	23.449	1:40.091 (3)	87.51	0.373	09:08:18.406
5 -	32.279	44.117	23.322	1:39.718 (1)	87.84		09:09:58.124
6 -	31.899	44.636	23.391	1:39.926 (2)	87.66	0.208	09:11:38.050

P35 78 C		Jamie THOMAS		Suzuki GSXR 1000 - Team RubyRacing			
IDEAL LAP TIME : 1:39.833		BEST LAP TIME : 1:39.833		DIFFERENCE : 0.000			
LAP	SECTOR 1	SECTOR 2	SECTOR 3	LAP TIME	MPH	DIFF	TIME OF DAY
1 -	32.941	45.656	23.835	1:42.432	85.51	2.599	09:03:00.227
2 -	32.921	45.384	23.739	1:42.044	85.84	2.211	09:04:42.271
3 -	32.133	44.450	23.250	1:39.833 (1)	87.74		09:06:22.104
4 -	32.250	44.727	23.473	1:40.450 (2)	87.20	0.617	09:08:02.554
5 -	32.361	44.741	23.610	1:40.712 (3)	86.97	0.879	09:09:43.266

BMCRC - MRO Championships 2021 - Rnd 4 @ Brands Hatch GP

Reactive Parts MRO Powerbikes inc Clubman 1000

QUALIFYING - SECTOR ANALYSIS



SECTOR 1 = FL to I1, SECTOR 2 = I1 to I2, SECTOR 3 = I2 to FL, DIFF = Difference To Personal Best Lap, P = Crossed Finish Line in Pit Lane, D = Time Disallowed

P36 51		Michael HOGARTH		Kawasaki ZX10 RR - WHR Racing			
IDEAL LAP TIME : 1:39.526		BEST LAP TIME : 1:39.894		DIFFERENCE : 0.368			
LAP	SECTOR 1	SECTOR 2	SECTOR 3	LAP TIME	MPH	DIFF	TIME OF DAY
1 -	32.876	45.676	23.574	1:42.126	85.77	2.232	09:02:38.729
2 -	32.562	45.394	23.541	1:41.497	86.30	1.603	09:04:20.226
3 -	31.972	45.089	23.424	1:40.485	87.17	0.591	09:06:00.711
4 -	32.047	44.640	23.649	1:40.336 (2)	87.30	0.442	09:07:41.047
5 -	32.162	44.130	23.602	1:39.894 (1)	87.69		09:09:20.941
6 -	32.409	45.333	23.671	1:41.413	86.37	1.519	09:11:02.354
7 -	32.170	44.473	23.808	1:40.451 (3)	87.20	0.557	09:12:42.805

P37 84		Tunc GUNERGUN		Aprilia RSV4 RF - 1 - BIKERSWORLD			
IDEAL LAP TIME : 1:40.458		BEST LAP TIME : 1:40.519		DIFFERENCE : 0.061			
LAP	SECTOR 1	SECTOR 2	SECTOR 3	LAP TIME	MPH	DIFF	TIME OF DAY
1 -	33.254	46.026	24.155	1:43.435	84.68	2.916	09:02:37.655
2 -	33.059	45.488	23.921	1:42.468	85.48	1.949	09:04:20.123
3 -	32.622	45.887	23.950	1:42.459	85.49	1.940	09:06:02.582
4 -	32.961	45.284	23.784	1:42.029	85.85	1.510	09:07:44.611
5 -	31.979	45.068	23.881	1:40.928 (3)	86.79	0.409	09:09:25.539
6 -	32.231	44.875	23.658	1:40.764 (2)	86.93	0.245	09:11:06.303
7 -	31.925	44.881	23.713	1:40.519 (1)	87.14		09:12:46.822

P38 82 C		Adrian LEWIS		Yamaha R1 - Me			
IDEAL LAP TIME : 1:40.973		BEST LAP TIME : 1:41.483		DIFFERENCE : 0.510			
LAP	SECTOR 1	SECTOR 2	SECTOR 3	LAP TIME	MPH	DIFF	TIME OF DAY
1 -	32.985	46.448	23.658	1:43.091 (3)	84.97	1.608	09:02:50.805
2 -	32.497	45.781	23.205	1:41.483 (1)	86.31		09:04:32.288
3 -	33.010	46.406	23.502	1:42.918 (2)	85.11	1.435	09:06:15.206

P39 36		Joe BALDRY		BMW S1000RR - Chilton Motors			
IDEAL LAP TIME : 1:41.168		BEST LAP TIME : 1:41.900		DIFFERENCE : 0.732			
LAP	SECTOR 1	SECTOR 2	SECTOR 3	LAP TIME	MPH	DIFF	TIME OF DAY
1 -	35.685	49.808	25.159	1:50.652	79.16	8.752	09:02:58.946
2 -	35.227	46.774	24.167	1:46.168	82.50	4.268	09:04:45.114
3 -	33.836	47.931	23.840	1:45.607	82.94	3.707	09:06:30.721
4 -	33.086	46.566	23.793	1:43.445 (3)	84.68	1.545	09:08:14.166
5 -	33.292	45.891	23.514	1:42.697 (2)	85.29	0.797	09:09:56.863
6 -	33.067	45.612	23.221	1:41.900 (1)	85.96		09:11:38.763

P40 46 C		Simon GATES		Kawasaki ZX10R - Team Kawafati			
IDEAL LAP TIME : 1:43.422		BEST LAP TIME : 1:46.883		DIFFERENCE : 3.461			
LAP	SECTOR 1	SECTOR 2	SECTOR 3	LAP TIME	MPH	DIFF	TIME OF DAY
1 -	34.778	47.414	24.691	1:46.883 (1)	81.95		09:02:46.689

Weather / Track : Sunny / Dry

Brands Hatch GP
 Circuit Length = 2.4332 miles
 Start: 08:59 Flag 09:12 End: 09:14

BMCRC - MRO Championships 2021 - Rnd 4 @ Brands Hatch GP

Reactive Parts MRO Powerbikes inc Clubman 1000

QUALIFYING - BEST SECTORS

SECTOR 1			SECTOR 2			SECTOR 3			IDEAL / BEST COMPARISON						
POS	NO	NAME	TIME	NO	NAME	TIME	NO	NAME	TIME	POS	NO	NAME	IDEAL	BEST	DIFF
													PERFECT LAP	1:31.241	
1	40	PATMORE	28.954	75	JOHNSON	40.899	75	JOHNSON	21.388	1	75	JOHNSON	1:31.263	1:31.263	0.000
2	75	JOHNSON	28.976	72	O'BRIEN	40.930	72	O'BRIEN	21.522	2	40	PATMORE	1:31.567	1:31.831	0.264
3	72	O'BRIEN	29.371	40	PATMORE	41.033	40	PATMORE	21.580	3	72	O'BRIEN	1:31.823	1:31.833	0.010
4	71	NORTON	29.433	71	NORTON	41.267	48	WILSON	21.681	4	71	NORTON	1:32.439	1:32.473	0.034
5	52	COTGROVE	29.441	48	WILSON	41.363	58	FRETWELL	21.706	5	48	WILSON	1:32.636	1:32.127	0.491
6	9	DIXON	29.591	9	DIXON	41.432	9	DIXON	21.716	6	9	DIXON	1:32.739	1:32.834	0.095
7	48	WILSON	29.592	17	BAKER	41.608	71	NORTON	21.739	7	17	BAKER	1:33.216	1:33.678	0.462
8	2	BAKER	29.666	83	SIGGS	41.668	17	BAKER	21.779	8	52	COTGROVE	1:33.311	1:33.316	0.005
9	17	BAKER	29.829	47	DANCE	41.872	52	COTGROVE	21.793	9	2	BAKER	1:33.378	1:33.719	0.341
10	177	WARRINGTON	29.927	2	BAKER	41.887	232	WETHERELL	21.802	10	83	SIGGS	1:33.690	1:33.690	0.000
11	56	SMITH	29.955	52	COTGROVE	42.077	2	BAKER	21.825	11	58	FRETWELL	1:34.005	1:34.005	0.000
12	710	HENSTOCK	29.965	98	DICKINSON	42.095	98	DICKINSON	21.858	12	47	DANCE	1:34.067	1:34.409	0.342
13	83	SIGGS	29.993	32	MORRIS	42.159	56	SMITH	21.968	13	98	DICKINSON	1:34.091	1:34.150	0.059
14	58	FRETWELL	30.026	58	FRETWELL	42.273	177	WARRINGTON	22.006	14	177	WARRINGTON	1:34.252	1:34.633	0.381
15	47	DANCE	30.059	33	NEEVES	42.300	83	SIGGS	22.029	15	232	WETHERELL	1:34.306	1:34.339	0.033
16	32	MORRIS	30.066	177	WARRINGTON	42.319	33	NEEVES	22.104	16	32	MORRIS	1:34.341	1:34.484	0.143
17	98	DICKINSON	30.138	232	WETHERELL	42.361	32	MORRIS	22.116	17	56	SMITH	1:34.366	1:34.559	0.193
18	232	WETHERELL	30.143	56	SMITH	42.443	88	HALLIDAY	22.133	18	33	NEEVES	1:34.916	1:35.218	0.302
19	43	PALMER	30.381	88	HALLIDAY	42.564	47	DANCE	22.136	19	710	HENSTOCK	1:35.063	1:35.413	0.350
20	88	HALLIDAY	30.454	4	HASHMI	42.619	43	PALMER	22.168	20	88	HALLIDAY	1:35.151	1:35.378	0.227
21	148	COLLINS	30.473	710	HENSTOCK	42.811	710	HENSTOCK	22.287	21	43	PALMER	1:35.707	1:35.934	0.227
22	33	NEEVES	30.512	141	HUNTE	42.870	141	HUNTE	22.395	22	4	HASHMI	1:35.963	1:36.370	0.407
23	141	HUNTE	30.810	275	WILBY	43.036	275	WILBY	22.447	23	141	HUNTE	1:36.075	1:36.285	0.210
24	277	AVERRE	30.827	211	WHITCHER	43.088	4	HASHMI	22.460	24	275	WILBY	1:36.587	1:36.587	0.000
25	4	HASHMI	30.884	43	PALMER	43.158	211	WHITCHER	22.642	25	211	WHITCHER	1:37.087	1:37.127	0.040
26	50	WELFORD	31.077	11	SAUNDERS	43.328	11	SAUNDERS	22.676	26	277	AVERRE	1:37.159	1:37.502	0.343
27	275	WILBY	31.104	129	DINSMORE	43.338	277	AVERRE	22.723	27	148	COLLINS	1:37.201	1:37.321	0.120
28	129	DINSMORE	31.228	50	WELFORD	43.562	333	HOUGHTON	22.729	28	50	WELFORD	1:37.391	1:37.878	0.487
29	45	STEVENS	31.277	277	AVERRE	43.609	50	WELFORD	22.752	29	129	DINSMORE	1:37.423	1:37.921	0.498
30	211	WHITCHER	31.357	45	STEVENS	43.629	148	COLLINS	22.794	30	45	STEVENS	1:37.783	1:37.974	0.191
31	20	SWYER	31.689	148	COLLINS	43.934	129	DINSMORE	22.857	31	11	SAUNDERS	1:37.866	1:37.866	0.000
32	333	HOUGHTON	31.706	20	SWYER	44.117	45	STEVENS	22.877	32	333	HOUGHTON	1:38.973	1:39.126	0.153
33	11	SAUNDERS	31.862	51	HOGARTH	44.130	82	LEWIS	23.205	33	20	SWYER	1:39.128	1:39.718	0.590
34	84	GUNERGUN	31.925	78	THOMAS	44.450	36	BALDRY	23.221	34	51	HOGARTH	1:39.526	1:39.894	0.368
35	51	HOGARTH	31.972	333	HOUGHTON	44.538	78	THOMAS	23.250	35	78	THOMAS	1:39.833	1:39.833	0.000
36	82	LEWIS	31.987	84	GUNERGUN	44.875	20	SWYER	23.322	36	84	GUNERGUN	1:40.458	1:40.519	0.061
37	78	THOMAS	32.133	46	GATES	45.458	51	HOGARTH	23.424	37	82	LEWIS	1:40.973	1:41.483	0.510
38	36	BALDRY	32.335	36	BALDRY	45.612	84	GUNERGUN	23.658	38	36	BALDRY	1:41.168	1:41.900	0.732
39	46	GATES	33.273	82	LEWIS	45.781	46	GATES	24.691	39	46	GATES	1:43.422	1:46.883	3.461
40										40	8	BUTLER		1:34.352	

Weather / Track : Sunny / Dry

Brands Hatch GP

Circuit Length = 2.4332 miles

Start: 08:59 Flag 09:12 End: 09:14

Results can be found at www.tsl-timing.com

Printed - 09:14 Saturday, 17 July 2021

BMCRC - MRO Championships 2021 - Rnd 4 @ Brands Hatch GP

Reactive Parts MRO Powerbikes inc Clubman 1000

QUALIFYING - STATISTICS

Competitors Started 40
Planned Start 2021-07-17 @ 09:00:00.000
Actual Start 2021-07-17 @ 08:59:27.644
Finish Time 2021-07-17 @ 09:12:22.695
Track Length 2.4332mi.
Total Laps 262
Total Distance Covered 637.5218mi.

Session Fastest Lap History

NO	CL	NAME	LAP TIME	TIME OF DAY	LAP	VEHICLE
2		Peter BAKER	1:35.295	09:02:23.153	1	Kawasaki ZX10R
2		Peter BAKER	1:34.350	09:03:57.504	2	Kawasaki ZX10R
75		Anthony JOHNSON	1:33.981	09:04:34.294	2	BMW S1000RR
40		Aiden PATMORE	1:33.842	09:04:43.416	2	BMW S1000RR
72		Michael O'BRIEN	1:33.113	09:05:10.042	2	Yamaha R1
75		Anthony JOHNSON	1:33.098	09:06:07.392	3	BMW S1000RR
72		Michael O'BRIEN	1:32.042	09:06:42.084	3	Yamaha R1
72		Michael O'BRIEN	1:31.833	09:10:02.314	5	Yamaha R1
75		Anthony JOHNSON	1:31.263	09:10:46.109	6	BMW S1000RR

Flag History

TYPE	TIME OF DAY
GREEN	08:59:27.644
FINISH	09:12:22.695

Flag Statistics

TYPE	COUNT	TOTAL LAPS	TOTAL TIME
Green	1	8	14:36.280
Red	0	0	0.000
Safety Car	0	0	0.000
FCY	0	0	0.000

Weather / Track : Sunny / Dry

Results can be found at www.tsl-timing.com

Page 1 of 3

Brands Hatch GP
Circuit Length = 2.4332 miles
Start: 08:59 Flag 09:12 End: 09:14

Printed - 09:14 Saturday, 17 July 2021

BMCRC - MRO Championships 2021 - Rnd 4 @ Brands Hatch GP

Reactive Parts MRO Powerbikes inc Clubman 1000

QUALIFYING - STATISTICS

CLASS :

24 Starters

Fastest Lap History

NO	NAME	LAP TIME	TIME OF DAY	LAP	VEHICLE
2	Peter BAKER	1:35.295	09:02:23.153	1	Kawasaki ZX10R
2	Peter BAKER	1:34.350	09:03:57.504	2	Kawasaki ZX10R
75	Anthony JOHNSON	1:33.981	09:04:34.294	2	BMW S1000RR
40	Aiden PATMORE	1:33.842	09:04:43.416	2	BMW S1000RR
72	Michael O'BRIEN	1:33.113	09:05:10.042	2	Yamaha R1
75	Anthony JOHNSON	1:33.098	09:06:07.392	3	BMW S1000RR
72	Michael O'BRIEN	1:32.042	09:06:42.084	3	Yamaha R1
72	Michael O'BRIEN	1:31.833	09:10:02.314	5	Yamaha R1
75	Anthony JOHNSON	1:31.263	09:10:46.109	6	BMW S1000RR

Weather / Track : Sunny / Dry

Brands Hatch GP
Circuit Length = 2.4332 miles
Start: 08:59 Flag 09:12 End: 09:14

BMCRC - MRO Championships 2021 - Rnd 4 @ Brands Hatch GP

Reactive Parts MRO Powerbikes inc Clubman 1000

QUALIFYING - STATISTICS

CLASS : C

16 Starters

Fastest Lap History

NO	NAME	LAP TIME	TIME OF DAY	LAP	VEHICLE
58	Kenny FRETWELL	1:42.563	09:02:31.949	1	Yamaha R1
83	Jason SIGGS	1:38.275	09:02:33.256	1	Yamaha R1
58	Kenny FRETWELL	1:37.915	09:04:09.832	2	Yamaha R1
83	Jason SIGGS	1:36.799	09:04:10.056	2	Yamaha R1
83	Jason SIGGS	1:36.643	09:05:46.699	3	Yamaha R1
9	Luke DIXON	1:35.490	09:05:50.984	3	BMW S1000RR
88	Scott HALLIDAY	1:35.378	09:05:52.037	3	Suzuki GSXR 1000
83	Jason SIGGS	1:34.909	09:07:21.609	4	Yamaha R1
9	Luke DIXON	1:34.410	09:07:25.393	4	BMW S1000RR
83	Jason SIGGS	1:33.690	09:10:32.236	6	Yamaha R1
9	Luke DIXON	1:33.648	09:12:11.690	7	BMW S1000RR
9	Luke DIXON	1:32.834	09:13:44.526	8	BMW S1000RR

Weather / Track : Sunny / Dry

Results can be found at www.tsl-timing.com

Page 3 of 3

Brands Hatch GP
Circuit Length = 2.4332 miles
Start: 08:59 Flag 09:12 End: 09:14

Printed - 09:14 Saturday, 17 July 2021

BMCRC - MRO Championships 2021 - Rnd 4 @ Brands Hatch GP

Reactive Parts MRO Powerbikes inc Clubman 1000

RACE 10 - GRID (8 Laps)



ROW 14	42	711	Ritchie THORNTON	41	90	Edward WATSON	40	46	Simon GATES	1:46.883
ROW 13				39	36	Joe BALDRY	38	82	Adrian LEWIS	1:41.900 1:41.483 1:40.519
ROW 12				36	51	Michael HOGARTH	35	78	Jamie THOMAS	1:39.894 1:39.833 1:39.718
ROW 11				33	333	Andrew HOUGHTON	32	45	Tom STEVENS	1:39.126 1:37.974 1:37.921
ROW 10				30	50	Dan WELFORD	29	11	Andrew SAUNDERS	1:37.878 1:37.866 1:37.502
ROW 9				27	148	Aaron COLLINS	26	211	Nick WHITCHER	1:37.321 1:37.127 1:36.587
ROW 8				24	4	Chad HASHMI	23	141	Ramone HUNTE	1:36.370 1:36.285 1:35.934
ROW 7				21	710	Craig HENSTOCK	20	88	Scott HALLIDAY	1:35.413 1:35.378 1:35.218
ROW 6				18	177	Ryan WARRINGTON	17	56	Mike SMITH	1:34.633 1:34.559 1:34.484
ROW 5				15	47	Daryl DANCE	14	8	John BUTLER	1:34.409 1:34.352 1:34.339
ROW 4				12	98	Rick DICKINSON	11	58	Kenny FRETWELL	1:34.150 1:34.005 1:33.719
ROW 3				9	83	Jason SIGGS	8	17	Phillip BAKER	1:33.690 1:33.678 1:33.316
ROW 2				6	48	Nicky WILSON	5	9	Luke DIXON	1:33.127 1:32.834 1:32.473
ROW 1				3	72	Michael O'BRIEN	2	40	Aiden PATMORE	1:31.833 1:31.831 1:31.263
				1	75	Anthony JOHNSON				Pole

These results are provisional until the conclusion of any judicial and technical matters.

Brands Hatch GP
Circuit Length = 2.4332 miles

Clerk Of Course :	Stewards :	Timekeeper : Craig Smith
-------------------	------------	--------------------------

Results can be found at www.tsl-timing.com

Printed - 09:16 Saturday, 17 July 2021



BMCRC - MRO Championships 2021 - Rnd 4 @ Brands Hatch GP

Reactive Parts MRO Powerbikes inc Clubman 1000

RACE 10 - CLASSIFICATION



POS	NO	CL	PIC NAME	ENTRY	LAPS	TIME	GAP	DIFF	MPH	BEST	ON
1	75		1 Anthony JOHNSON	BMW S1000RR - Wallace & Barr Classic M/cycles	8	12:10.890			95.88	1:29.925	7
2	40		2 Aiden PATMORE	BMW S1000RR - TBR performance/Iris Rigging	8	12:13.952	3.062	3.062	95.48	1:30.761	6
3	71		3 Tom NORTON	Kawasaki ZX10 -	8	12:19.026	8.136	5.074	94.82	1:30.923	4
4	72		4 Michael O'BRIEN	Yamaha R1 -	8	12:19.973	9.083	0.947	94.70	1:31.030	3
5	17		5 Philip BAKER	BMW S1000RR - R & M plant Theo & Debbie	8	12:25.603	14.713	5.630	93.98	1:31.704	4
6	48		6 Nicky WILSON	Suzuki GSXR 1000 - Demon GP/Haslemere Motorcy	8	12:26.054	15.164	0.451	93.93	1:32.009	3
7	52		7 Ben COTGROVE	Yamaha R1 - MFR	8	12:37.212	26.322	11.158	92.54	1:33.585	3
8	8		8 John BUTLER	Suzuki GSXR1000 - Butler-Hills Ltd	8	12:37.707	26.817	0.495	92.48	1:33.286	3
9	9	C	1 Luke DIXON	BMW S1000RR -	8	12:37.806	26.916	0.099	92.47	1:33.181	6
10	2		9 Peter BAKER	Kawasaki ZX10R - Dodfrey Engineering	8	12:39.601	28.711	1.795	92.25	1:32.710	6
11	56		10 Mike SMITH	Kawasaki ZX10R - Smiffs Garage	8	12:40.162	29.272	0.561	92.18	1:32.844	4
12	47		11 Daryl DANCE	Yamaha YZF R1 - 2 brothers scaffolding	8	12:40.841	29.951	0.679	92.10	1:33.383	3
13	177		12 Ryan WARRINGTON	Kawasaki ZX10R - RWarrington Carpentry	8	12:41.300	30.410	0.459	92.05	1:33.210	6
14	98		13 Rick DICKINSON	BMW S1000RR - MotorcycleRaceParts.co.uk	8	12:42.860	31.970	1.560	91.86	1:33.556	8
15	58	C	2 Kenny FRETWELL	Yamaha R1 - Polished Concrete London	8	12:43.004	32.114	0.144	91.84	1:34.049	8
16	33		14 Michael NEEVES	BMW S1000RR - Prime Factors Racing	8	12:45.945	35.055	2.941	91.49	1:34.276	8
17	711		15 Ritchie THORNTON	Kawasaki ZX10R - Team 71	8	12:46.087	35.197	0.142	91.47	1:33.108	5
18	232		16 Matt WETHERELL	Suzuki GSXR - MSG Racing/Lamonde.com/FWR Ty	8	12:46.529	35.639	0.442	91.42	1:33.936	8
19	83	C	3 Jason SIGGS	Yamaha R1 - J Siggs Construction	8	12:47.692	36.802	1.163	91.28	1:34.431	2
20	88	C	4 Scott HALLIDAY	Suzuki GSXR 1000 - Performance fitness gym	8	12:52.359	41.469	4.667	90.73	1:34.519	2
21	275	C	5 Mark WILBY	Suzuki GSXR1000 -	8	12:59.589	48.699	7.230	89.89	1:35.145	5
22	129	C	6 Cecil DINSMORE	Suzuki GSXR 1000 - KnC Motorsport	8	13:02.549	51.659	2.960	89.55	1:35.287	2
23	4		17 Chad HASHMI	BMW S1000 -	8	13:02.632	51.742	0.083	89.54	1:36.231	4
24	11		18 Andrew SAUNDERS	Suzuki GSXR - SDC PERFORMANCE	8	13:03.123	52.233	0.491	89.48	1:35.643	2
25	277	C	7 Adrian AVERRE	Ducati PANIGALE V4 - Ryders Alley Racing	8	13:03.538	52.648	0.415	89.43	1:35.870	5
26	710	C	8 Craig HENSTOCK	BMW S1000RR - Alheavy Ltd / Kronos Threat Mana	8	13:03.963	53.073	0.425	89.39	1:35.235	8
27	211	C	9 Nick WHITCHER	Kawasaki ZX10R -	8	13:05.472	54.582	1.509	89.21	1:36.434	7
28	50	C	10 Dan WELFORD	Suzuki GSXR 1000 - Sussex Security Installations	8	13:07.636	56.746	2.164	88.97	1:36.835	7
29	333		19 Andrew HOUGHTON	Yamaha R1 -	8	13:13.560	1:02.670	5.924	88.30	1:37.399	4
30	148	C	11 Aaron COLLINS	BMW S1000RR - Precision installations	8	13:14.041	1:03.151	0.481	88.25	1:37.448	6
31	45	C	12 Tom STEVENS	Ducati 959 -	8	13:14.724	1:03.834	0.683	88.17	1:37.574	7
32	46	C	13 Simon GATES	Kawasaki ZX10R - Team Kawafati	8	13:21.245	1:10.355	6.521	87.46	1:38.139	4
33	51		20 Michael HOGARTH	Kawasaki ZX10 RR - WHR Racing	8	13:22.309	1:11.419	1.064	87.34	1:38.548	4
34	84		21 Tunc GUNERGUN	Aprilia RSV4 RF - 1 - BIKERSWORLD	8	13:26.564	1:15.674	4.255	86.88	1:38.388	7
35	82	C	14 Adrian LEWIS	Yamaha R1 - Me	8	13:27.869	1:16.979	1.305	86.74	1:38.096	8
36	36		22 Joe BALDRY	BMW S1000RR - Chilton Motors	8	13:42.181	1:31.291	14.312	85.23	1:39.860	7

NOT CLASSIFIED

DNF	43		Steve PALMER	Suzuki GSXR1000 K6 - K6/Mk1 Transit racing	5	8:00.916	3 Laps	3 Laps	91.07	1:33.583	2
DNF	78	C	Jamie THOMAS	Suzuki GSXR 1000 - Team RubyRacing	5	8:28.681	3 Laps	27.765	86.10	1:38.759	3
DNF	141		Ramone HUNTE	Yamaha R1 - my wallet.com	4	6:32.770	4 Laps	1 Lap	89.21	1:35.130	4

FASTEST LAP

75			Anthony JOHNSON	BMW S1000RR - Wallace & Barr Classic M/cycles	7	1:29.925		97.41 mph	156.77 kph
9	C		Luke DIXON	BMW S1000RR -	6	1:33.181		94.00 mph	151.29 kph

Class - 92.5% of Race Speed = 88.68 mph
Class C - 92.5% of Race Speed = 85.53 mph

Weather / Track : Sunny / Dry

These results are provisional until the conclusion of any judicial and technical matters.

Brands Hatch GP: 2.4332 miles
Race Distance: 8 Laps / 19.46 miles
Start: 15:28 Flag 15:40 End: 15:42

Clerk Of Course :	Stewards :	Timekeeper : Craig Smith
-------------------	------------	--------------------------

Results can be found at www.tsl-timing.com

Printed - 15:42 Saturday, 17 July 2021



BMCRC - MRO Championships 2021 - Rnd 4 @ Brands Hatch GP

Reactive Parts MRO Powerbikes inc Clubman 1000

RACE 10 - LAP CHART

45	1:03.834	1:38.258
46	1:10.355	1:38.287
51	1:11.419	1:39.449
84	1:15.674	1:38.764
82	1:16.979	1:38.096
36	1:31.291	1:40.822

Weather / Track : Sunny / Dry

Results can be found at www.tsl-timing.com

Page 2 of 2

Brands Hatch GP
Circuit Length = 2.4332 miles
Start: 15:28 Flag 15:40 End: 15:42

Printed - 15:42 Saturday, 17 July 2021

BMCRC - MRO Championships 2021 - Rnd 4 @ Brands Hatch GP

Reactive Parts MRO Powerbikes inc Clubman 1000

RACE 10 - SECTOR ANALYSIS



SECTOR 1 = FL to I1, SECTOR 2 = I1 to I2, SECTOR 3 = I2 to FL, DIFF = Difference To Personal Best Lap, P = Crossed Finish Line in Pit Lane, D = Time Disallowed

P1 75		Anthony JOHNSON		BMW S1000RR - Wallace & Barr Classic M/cycles			
IDEAL LAP TIME : 1:29.925		BEST LAP TIME : 1:29.925		DIFFERENCE : 0.000			
LAP	SECTOR 1	SECTOR 2	SECTOR 3	LAP TIME	MPH	DIFF	TIME OF DAY
1 -		40.958	21.529	1:36.285	90.97	6.360	15:30:13.016
2 -	29.122	40.877	21.433	1:31.432	95.80	1.507	15:31:44.448
3 -	28.904	40.823	21.480	1:31.207	96.04	1.282	15:33:15.655
4 -	28.802	40.590	21.292	1:30.684	96.59	0.759	15:34:46.339
5 -	28.710	40.467	21.398	1:30.575 (3)	96.71	0.650	15:36:16.914
6 -	28.869	40.587	21.266	1:30.722	96.55	0.797	15:37:47.636
7 -	28.590	40.230	21.105	1:29.925 (1)	97.41		15:39:17.561
8 -	28.611	40.262	21.187	1:30.060 (2)	97.26	0.135	15:40:47.621

P2 40		Aiden PATMORE		BMW S1000RR - TBR performance/Iris Rigging			
IDEAL LAP TIME : 1:30.453		BEST LAP TIME : 1:30.761		DIFFERENCE : 0.308			
LAP	SECTOR 1	SECTOR 2	SECTOR 3	LAP TIME	MPH	DIFF	TIME OF DAY
1 -		41.038	21.583	1:36.743	90.54	5.982	15:30:13.474
2 -	28.965	40.922	21.342	1:31.229	96.02	0.468	15:31:44.703
3 -	28.875	40.933	21.280	1:31.088	96.16	0.327	15:33:15.791
4 -	28.936	40.840	21.099	1:30.875 (2)	96.39	0.114	15:34:46.666
5 -	28.940	40.793	21.167	1:30.900 (3)	96.36	0.139	15:36:17.566
6 -	28.693	40.793	21.275	1:30.761 (1)	96.51		15:37:48.327
7 -	29.059	40.661	21.182	1:30.902	96.36	0.141	15:39:19.229
8 -	28.903	41.063	21.488	1:31.454	95.78	0.693	15:40:50.683

P3 71		Tom NORTON		Kawasaki ZX10 -			
IDEAL LAP TIME : 1:30.857		BEST LAP TIME : 1:30.923		DIFFERENCE : 0.066			
LAP	SECTOR 1	SECTOR 2	SECTOR 3	LAP TIME	MPH	DIFF	TIME OF DAY
1 -		41.426	21.635	1:37.745	89.61	6.822	15:30:14.476
2 -	29.168	40.724	21.258	1:31.150 (3)	96.10	0.227	15:31:45.626
3 -	29.120	40.721	21.265	1:31.106 (2)	96.15	0.183	15:33:16.732
4 -	28.996	40.787	21.140	1:30.923 (1)	96.34		15:34:47.655
5 -	29.078	41.161	21.481	1:31.720	95.50	0.797	15:36:19.375
6 -	29.275	41.213	21.394	1:31.882	95.33	0.959	15:37:51.257
7 -	29.508	41.092	21.589	1:32.189	95.02	1.266	15:39:23.446
8 -	29.397	41.256	21.658	1:32.311	94.89	1.388	15:40:55.757

P4 72		Michael O'BRIEN		Yamaha R1 -			
IDEAL LAP TIME : 1:30.903		BEST LAP TIME : 1:31.030		DIFFERENCE : 0.127			
LAP	SECTOR 1	SECTOR 2	SECTOR 3	LAP TIME	MPH	DIFF	TIME OF DAY
1 -		41.503	21.675	1:38.031	89.35	7.001	15:30:14.762
2 -	29.587	41.052	21.201	1:31.840	95.38	0.810	15:31:46.602
3 -	29.008	40.694	21.328	1:31.030 (1)	96.23		15:33:17.632
4 -	29.067	40.927	21.272	1:31.266 (2)	95.98	0.236	15:34:48.898
5 -	29.254	41.151	21.405	1:31.810	95.41	0.780	15:36:20.708
6 -	29.284	40.996	21.510	1:31.790 (3)	95.43	0.760	15:37:52.498
7 -	29.299	41.089	21.549	1:31.937	95.28	0.907	15:39:24.435
8 -	29.553	41.207	21.509	1:32.269	94.93	1.239	15:40:56.704

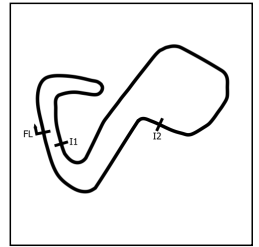
Weather / Track : Sunny / Dry

Brands Hatch GP
 Circuit Length = 2.4332 miles
 Start: 15:28 Flag 15:40 End: 15:42

BMCRC - MRO Championships 2021 - Rnd 4 @ Brands Hatch GP

Reactive Parts MRO Powerbikes inc Clubman 1000

RACE 10 - SECTOR ANALYSIS



SECTOR 1 = FL to I1, SECTOR 2 = I1 to I2, SECTOR 3 = I2 to FL, DIFF = Difference To Personal Best Lap, P = Crossed Finish Line in Pit Lane, D = Time Disallowed

P5 17 Philip BAKER		BMW S1000RR - R & M plant Theo &Debbie					
IDEAL LAP TIME : 1:31.554		BEST LAP TIME : 1:31.704		DIFFERENCE : 0.150			
LAP	SECTOR 1	SECTOR 2	SECTOR 3	LAP TIME	MPH	DIFF	TIME OF DAY
1 -		41.412	21.579	1:38.712	88.74	7.008	15:30:15.443
2 -	29.540	41.742	21.924	1:33.206	93.98	1.502	15:31:48.649
3 -	30.185	41.548	21.787	1:33.520	93.66	1.816	15:33:22.169
4 -	29.047	41.188	21.469	1:31.704 (1)	95.52		15:34:53.873
5 -	29.240	41.085	21.422	1:31.747 (2)	95.47	0.043	15:36:25.620
6 -	29.291	41.456	21.576	1:32.323	94.88	0.619	15:37:57.943
7 -	29.415	41.357	21.581	1:32.353	94.85	0.649	15:39:30.296
8 -	29.134	41.369	21.535	1:32.038 (3)	95.17	0.334	15:41:02.334

P6 48 Nicky WILSON		Suzuki GSXR 1000 - Demon GP/Haslemere Motorcycles					
IDEAL LAP TIME : 1:31.542		BEST LAP TIME : 1:32.009		DIFFERENCE : 0.467			
LAP	SECTOR 1	SECTOR 2	SECTOR 3	LAP TIME	MPH	DIFF	TIME OF DAY
1 -		41.751	21.512	1:38.257	89.15	6.248	15:30:14.988
2 -	29.538	42.028	22.003	1:33.569	93.61	1.560	15:31:48.557
3 -	29.537	40.820	21.652	1:32.009 (1)	95.20		15:33:20.566
4 -	29.266	41.149	21.595	1:32.010 (2)	95.20	0.001	15:34:52.576
5 -	29.729	41.527	21.711	1:32.967	94.22	0.958	15:36:25.543
6 -	29.525	41.427	21.734	1:32.686	94.51	0.677	15:37:58.229
7 -	29.478	41.259	21.456	1:32.193 (3)	95.01	0.184	15:39:30.422
8 -	29.336	41.312	21.715	1:32.363	94.84	0.354	15:41:02.785

P7 52 Ben COTGROVE		Yamaha R1 - MFR					
IDEAL LAP TIME : 1:33.032		BEST LAP TIME : 1:33.585		DIFFERENCE : 0.553			
LAP	SECTOR 1	SECTOR 2	SECTOR 3	LAP TIME	MPH	DIFF	TIME OF DAY
1 -		41.538	21.986	1:37.978	89.40	4.393	15:30:14.709
2 -	29.619	42.140	22.009	1:33.768 (2)	93.42	0.183	15:31:48.477
3 -	29.838	41.701	22.046	1:33.585 (1)	93.60		15:33:22.062
4 -	29.681	42.338	22.068	1:34.087	93.10	0.502	15:34:56.149
5 -	30.174	42.886	22.472	1:35.532	91.69	1.947	15:36:31.681
6 -	30.050	41.865	21.875	1:33.790 (3)	93.39	0.205	15:38:05.471
7 -	29.880	42.468	22.086	1:34.434	92.76	0.849	15:39:39.905
8 -	29.725	42.149	22.164	1:34.038	93.15	0.453	15:41:13.943

P8 8 John BUTLER		Suzuki GSXR1000 - Butler-Hills Ltd					
IDEAL LAP TIME : 1:33.078		BEST LAP TIME : 1:33.286		DIFFERENCE : 0.208			
LAP	SECTOR 1	SECTOR 2	SECTOR 3	LAP TIME	MPH	DIFF	TIME OF DAY
1 -		42.241	21.784	1:40.249	87.38	6.963	15:30:16.980
2 -	29.683	42.048	21.818	1:33.549 (2)	93.63	0.263	15:31:50.529
3 -	29.891	41.811	21.584	1:33.286 (1)	93.90		15:33:23.815
4 -	29.845	42.184	21.618	1:33.647	93.54	0.361	15:34:57.462
5 -	29.858	41.889	21.849	1:33.596 (3)	93.59	0.310	15:36:31.058
6 -	29.798	42.090	21.996	1:33.884	93.30	0.598	15:38:04.942
7 -	29.944	42.420	22.118	1:34.482	92.71	1.196	15:39:39.424
8 -	30.037	42.274	22.703	1:35.014	92.19	1.728	15:41:14.438

BMCRC - MRO Championships 2021 - Rnd 4 @ Brands Hatch GP

Reactive Parts MRO Powerbikes inc Clubman 1000

RACE 10 - SECTOR ANALYSIS



SECTOR 1 = FL to I1, SECTOR 2 = I1 to I2, SECTOR 3 = I2 to FL, DIFF = Difference To Personal Best Lap, P = Crossed Finish Line in Pit Lane, D = Time Disallowed

P9		9 C		Luke DIXON		BMW S1000RR -	
IDEAL LAP TIME : 1:32.807		BEST LAP TIME : 1:33.181		DIFFERENCE : 0.374			
LAP	SECTOR 1	SECTOR 2	SECTOR 3	LAP TIME	MPH	DIFF	TIME OF DAY
1 -		43.616	21.698	1:40.619	87.05	7.438	15:30:17.350
2 -	29.736	41.800	22.031	1:33.567 (3)	93.62	0.386	15:31:50.917
3 -	30.390	41.843	21.623	1:33.856	93.33	0.675	15:33:24.773
4 -	29.961	42.148	22.264	1:34.373	92.82	1.192	15:34:59.146
5 -	29.837	42.611	21.948	1:34.396	92.79	1.215	15:36:33.542
6 -	30.029	41.448	21.704	1:33.181 (1)	94.00		15:38:06.723
7 -	29.744	41.550	21.989	1:33.283 (2)	93.90	0.102	15:39:40.006
8 -	30.257	41.781	22.493	1:34.531	92.66	1.350	15:41:14.537

P10		2		Peter BAKER		Kawasaki ZX10R - Dodfrey Engineering	
IDEAL LAP TIME : 1:32.688		BEST LAP TIME : 1:32.710		DIFFERENCE : 0.022			
LAP	SECTOR 1	SECTOR 2	SECTOR 3	LAP TIME	MPH	DIFF	TIME OF DAY
1 -		41.536	21.622	1:38.613	88.83	5.903	15:30:15.344
2 -	29.795	41.968	21.703	1:33.466 (3)	93.72	0.756	15:31:48.810
3 -	29.756	41.686	21.877	1:33.319 (2)	93.86	0.609	15:33:22.129
4 -	29.669	48.496	21.703	1:39.868	87.71	7.158	15:35:01.997
5 -	30.199	42.132	21.689	1:34.020	93.16	1.310	15:36:36.017
6 -	29.591	41.475	21.644	1:32.710 (1)	94.48		15:38:08.727
7 -	29.957	42.229	21.881	1:34.067	93.12	1.357	15:39:42.794
8 -	30.133	41.540	21.865	1:33.538	93.65	0.828	15:41:16.332

P11		56		Mike SMITH		Kawasaki ZX10R - Smiffs Garage	
IDEAL LAP TIME : 1:32.844		BEST LAP TIME : 1:32.844		DIFFERENCE : 0.000			
LAP	SECTOR 1	SECTOR 2	SECTOR 3	LAP TIME	MPH	DIFF	TIME OF DAY
1 -		43.115	22.066	1:42.381	85.56	9.537	15:30:19.112
2 -	30.242	42.207	21.699	1:34.148	93.04	1.304	15:31:53.260
3 -	29.898	41.866	21.612	1:33.376 (2)	93.81	0.532	15:33:26.636
4 -	29.691	41.770	21.383	1:32.844 (1)	94.35		15:34:59.480
5 -	29.820	42.899	21.672	1:34.391	92.80	1.547	15:36:33.871
6 -	29.885	42.485	22.036	1:34.406	92.78	1.562	15:38:08.277
7 -	30.179	42.826	21.769	1:34.774	92.42	1.930	15:39:43.051
8 -	30.185	42.053	21.604	1:33.842 (3)	93.34	0.998	15:41:16.893

P12		47		Daryl DANCE		Yamaha YZF R1 - 2 brothers scaffolding	
IDEAL LAP TIME : 1:33.383		BEST LAP TIME : 1:33.383		DIFFERENCE : 0.000			
LAP	SECTOR 1	SECTOR 2	SECTOR 3	LAP TIME	MPH	DIFF	TIME OF DAY
1 -		42.462	21.949	1:40.743	86.95	7.360	15:30:17.474
2 -	29.977	41.979	21.795	1:33.751 (2)	93.43	0.368	15:31:51.225
3 -	29.848	41.755	21.780	1:33.383 (1)	93.80		15:33:24.608
4 -	29.950	42.071	22.213	1:34.234 (3)	92.95	0.851	15:34:58.842
5 -	30.212	42.317	22.082	1:34.611	92.58	1.228	15:36:33.453
6 -	30.222	42.276	22.008	1:34.506	92.69	1.123	15:38:07.959
7 -	30.231	42.216	22.232	1:34.679	92.52	1.296	15:39:42.638
8 -	30.471	42.527	21.936	1:34.934	92.27	1.551	15:41:17.572

Weather / Track : Sunny / Dry

Brands Hatch GP
Circuit Length = 2.4332 miles
Start: 15:28 Flag 15:40 End: 15:42

BMCRC - MRO Championships 2021 - Rnd 4 @ Brands Hatch GP

Reactive Parts MRO Powerbikes inc Clubman 1000

RACE 10 - SECTOR ANALYSIS



SECTOR 1 = FL to I1, SECTOR 2 = I1 to I2, SECTOR 3 = I2 to FL, DIFF = Difference To Personal Best Lap, P = Crossed Finish Line in Pit Lane, D = Time Disallowed

P13 177		Ryan WARRINGTON		Kawasaki ZX10R - RWarrington Carpentry			
IDEAL LAP TIME : 1:33.129		BEST LAP TIME : 1:33.210		DIFFERENCE : 0.081			
LAP	SECTOR 1	SECTOR 2	SECTOR 3	LAP TIME	MPH	DIFF	TIME OF DAY
1 -		43.185	22.093	1:42.170	85.73	8.960	15:30:18.901
2 -	30.130	42.303	22.005	1:34.438	92.75	1.228	15:31:53.339
3 -	30.516	42.628	21.878	1:35.022	92.18	1.812	15:33:28.361
4 -	29.688	42.357	21.819	1:33.864 (3)	93.32	0.654	15:35:02.225
5 -	30.494	42.319	22.001	1:34.814	92.38	1.604	15:36:37.039
6 -	29.564	42.051	21.595	1:33.210 (1)	93.97		15:38:10.249
7 -	29.813	41.995	22.310	1:34.118	93.07	0.908	15:39:44.367
8 -	29.870	41.970	21.824	1:33.664 (2)	93.52	0.454	15:41:18.031

P14 98		Rick DICKINSON		BMW S1000RR - MotorcycleRaceParts.co.uk			
IDEAL LAP TIME : 1:33.370		BEST LAP TIME : 1:33.556		DIFFERENCE : 0.186			
LAP	SECTOR 1	SECTOR 2	SECTOR 3	LAP TIME	MPH	DIFF	TIME OF DAY
1 -		43.720	22.927	1:43.573	84.57	10.017	15:30:20.304
2 -	30.242	42.322	21.826	1:34.390	92.80	0.834	15:31:54.694
3 -	29.863	42.537	21.863	1:34.263	92.92	0.707	15:33:28.957
4 -	30.356	42.576	21.728	1:34.660	92.54	1.104	15:35:03.617
5 -	30.288	41.958	21.848	1:34.094 (3)	93.09	0.538	15:36:37.711
6 -	29.835	42.313	21.886	1:34.034 (2)	93.15	0.478	15:38:11.745
7 -	29.975	42.454	21.861	1:34.290	92.90	0.734	15:39:46.035
8 -	29.684	42.004	21.868	1:33.556 (1)	93.63		15:41:19.591

P15 58 C		Kenny FRETWELL		Yamaha R1 - Polished Concrete London			
IDEAL LAP TIME : 1:33.730		BEST LAP TIME : 1:34.049		DIFFERENCE : 0.319			
LAP	SECTOR 1	SECTOR 2	SECTOR 3	LAP TIME	MPH	DIFF	TIME OF DAY
1 -		42.880	22.105	1:41.663	86.16	7.614	15:30:18.394
2 -	30.331	42.089	21.991	1:34.411	92.78	0.362	15:31:52.805
3 -	30.327	42.441	21.816	1:34.584	92.61	0.535	15:33:27.389
4 -	29.911	42.708	21.853	1:34.472	92.72	0.423	15:35:01.861
5 -	30.693	42.451	21.999	1:35.143	92.07	1.094	15:36:37.004
6 -	30.218	42.332	21.834	1:34.384 (3)	92.81	0.335	15:38:11.388
7 -	30.027	42.364	21.907	1:34.298 (2)	92.89	0.249	15:39:45.686
8 -	29.825	42.390	21.834	1:34.049 (1)	93.14		15:41:19.735

P16 33		Michael NEEVES		BMW S1000RR - Prime Factors Racing			
IDEAL LAP TIME : 1:33.807		BEST LAP TIME : 1:34.276		DIFFERENCE : 0.469			
LAP	SECTOR 1	SECTOR 2	SECTOR 3	LAP TIME	MPH	DIFF	TIME OF DAY
1 -		43.448	22.106	1:44.024	84.20	9.748	15:30:20.755
2 -	30.713	42.313	21.632	1:34.658	92.54	0.382	15:31:55.413
3 -	30.209	42.175	21.903	1:34.287 (2)	92.90	0.011	15:33:29.700
4 -	30.268	42.465	22.055	1:34.788	92.41	0.512	15:35:04.488
5 -	30.296	42.275	21.975	1:34.546	92.65	0.270	15:36:39.034
6 -	30.305	42.363	22.225	1:34.893	92.31	0.617	15:38:13.927
7 -	30.000	42.519	21.954	1:34.473 (3)	92.72	0.197	15:39:48.400
8 -	30.099	42.293	21.884	1:34.276 (1)	92.91		15:41:22.676

Weather / Track : Sunny / Dry

Brands Hatch GP
 Circuit Length = 2.4332 miles
 Start: 15:28 Flag 15:40 End: 15:42

BMCRC - MRO Championships 2021 - Rnd 4 @ Brands Hatch GP

Reactive Parts MRO Powerbikes inc Clubman 1000

RACE 10 - SECTOR ANALYSIS



SECTOR 1 = FL to I1, SECTOR 2 = I1 to I2, SECTOR 3 = I2 to FL, DIFF = Difference To Personal Best Lap, P = Crossed Finish Line in Pit Lane, D = Time Disallowed

P17 711		Ritchie THORNTON		Kawasaki ZX10R - Team 71			
IDEAL LAP TIME : 1:32.987		BEST LAP TIME : 1:33.108		DIFFERENCE : 0.121			
LAP	SECTOR 1	SECTOR 2	SECTOR 3	LAP TIME	MPH	DIFF	TIME OF DAY
1 -		43.930	22.863	1:46.334	82.38	13.226	15:30:23.065
2 -	30.185	42.843	22.075	1:35.103	92.10	1.995	15:31:58.168
3 -	30.023	43.112	21.849	1:34.984	92.22	1.876	15:33:33.152
4 -	29.873	41.804	21.712	1:33.389 (2)	93.79	0.281	15:35:06.541
5 -	29.598	41.925	21.585	1:33.108 (1)	94.08		15:36:39.649
6 -	30.161	42.497	21.826	1:34.484	92.71	1.376	15:38:14.133
7 -	30.190	42.418	22.108	1:34.716	92.48	1.608	15:39:48.849
8 -	29.835	42.348	21.786	1:33.969 (3)	93.22	0.861	15:41:22.818

P18 232		Matt WETHERELL		Suzuki GSXR - MSG Racing/Lamonde.com/FWR Tyres			
IDEAL LAP TIME : 1:33.917		BEST LAP TIME : 1:33.936		DIFFERENCE : 0.019			
LAP	SECTOR 1	SECTOR 2	SECTOR 3	LAP TIME	MPH	DIFF	TIME OF DAY
1 -		43.236	22.115	1:42.066	85.82	8.130	15:30:18.797
2 -	30.463	42.855	22.025	1:35.343	91.87	1.407	15:31:54.140
3 -	30.042	42.621	22.063	1:34.726 (3)	92.47	0.790	15:33:28.866
4 -	30.249	42.898	22.107	1:35.254	91.96	1.318	15:35:04.120
5 -	30.720	42.575	21.923	1:35.218	91.99	1.282	15:36:39.338
6 -	30.289	42.359	22.017	1:34.665 (2)	92.53	0.729	15:38:14.003
7 -	30.236	42.888	22.197	1:35.321	91.89	1.385	15:39:49.324
8 -	30.061	42.134	21.741	1:33.936 (1)	93.25		15:41:23.260

P19 83 C		Jason SIGGS		Yamaha R1 - J Siggs Construction			
IDEAL LAP TIME : 1:34.075		BEST LAP TIME : 1:34.431		DIFFERENCE : 0.356			
LAP	SECTOR 1	SECTOR 2	SECTOR 3	LAP TIME	MPH	DIFF	TIME OF DAY
1 -		43.103	22.345	1:41.575	86.23	7.144	15:30:18.306
2 -	30.281	41.848	22.302	1:34.431 (1)	92.76		15:31:52.737
3 -	30.778	42.548	22.542	1:35.868	91.37	1.437	15:33:28.605
4 -	30.393	42.499	22.395	1:35.287	91.93	0.856	15:35:03.892
5 -	30.629	42.318	22.161	1:35.108 (3)	92.10	0.677	15:36:39.000
6 -	30.128	42.214	22.511	1:34.853 (2)	92.35	0.422	15:38:13.853
7 -	30.066	42.231	22.886	1:35.183	92.03	0.752	15:39:49.036
8 -	30.492	42.506	22.389	1:35.387	91.83	0.956	15:41:24.423

P20 88 C		Scott HALLIDAY		Suzuki GSXR 1000 - Performance fitness gym			
IDEAL LAP TIME : 1:34.168		BEST LAP TIME : 1:34.519		DIFFERENCE : 0.351			
LAP	SECTOR 1	SECTOR 2	SECTOR 3	LAP TIME	MPH	DIFF	TIME OF DAY
1 -		43.865	22.182	1:45.994	82.64	11.475	15:30:22.725
2 -	30.254	42.067	22.198	1:34.519 (1)	92.67		15:31:57.244
3 -	30.550	43.032	22.231	1:35.813	91.42	1.294	15:33:33.057
4 -	30.418	42.545	22.126	1:35.089	92.12	0.570	15:35:08.146
5 -	30.179	42.627	22.141	1:34.947 (3)	92.26	0.428	15:36:43.093
6 -	30.374	42.391	21.922	1:34.687 (2)	92.51	0.168	15:38:17.780
7 -	30.233	42.686	22.206	1:35.125	92.08	0.606	15:39:52.905
8 -	30.411	43.174	22.600	1:36.185	91.07	1.666	15:41:29.090

Weather / Track : Sunny / Dry

Brands Hatch GP
 Circuit Length = 2.4332 miles
 Start: 15:28 Flag 15:40 End: 15:42

BMCRC - MRO Championships 2021 - Rnd 4 @ Brands Hatch GP

Reactive Parts MRO Powerbikes inc Clubman 1000

RACE 10 - SECTOR ANALYSIS



SECTOR 1 = FL to I1, SECTOR 2 = I1 to I2, SECTOR 3 = I2 to FL, DIFF = Difference To Personal Best Lap, P = Crossed Finish Line in Pit Lane, D = Time Disallowed

P21 275 C		Mark WILBY		Suzuki GSXR1000 -			
IDEAL LAP TIME : 1:35.106		BEST LAP TIME : 1:35.145		DIFFERENCE : 0.039			
LAP	SECTOR 1	SECTOR 2	SECTOR 3	LAP TIME	MPH	DIFF	TIME OF DAY
1 -		44.005	22.636	1:45.546	82.99	10.401	15:30:22.277
2 -	30.854	42.775	22.168	1:35.797 (3)	91.44	0.652	15:31:58.074
3 -	31.228	43.024	22.555	1:36.807	90.48	1.662	15:33:34.881
4 -	30.527	44.444	22.511	1:37.482	89.86	2.337	15:35:12.363
5 -	30.533	42.579	22.033	1:35.145 (1)	92.06		15:36:47.508
6 -	31.112	43.695	22.394	1:37.201	90.12	2.056	15:38:24.709
7 -	30.750	42.546	22.151	1:35.447 (2)	91.77	0.302	15:40:00.156
8 -	31.082	42.825	22.257	1:36.164	91.09	1.019	15:41:36.320

P22 129 C		Cecil DINSMORE		Suzuki GSXR 1000 - KnC Motorsport			
IDEAL LAP TIME : 1:34.843		BEST LAP TIME : 1:35.287		DIFFERENCE : 0.444			
LAP	SECTOR 1	SECTOR 2	SECTOR 3	LAP TIME	MPH	DIFF	TIME OF DAY
1 -		44.420	22.674	1:46.876	81.96	11.589	15:30:23.607
2 -	30.981	42.084	22.222	1:35.287 (1)	91.93		15:31:58.894
3 -	30.929	43.449	22.502	1:36.880	90.41	1.593	15:33:35.774
4 -	30.789	43.094	22.896	1:36.779	90.51	1.492	15:35:12.553
5 -	31.074	42.791	22.240	1:36.105 (3)	91.14	0.818	15:36:48.658
6 -	30.984	43.150	22.246	1:36.380	90.88	1.093	15:38:25.038
7 -	31.456	42.966	23.844	1:38.266	89.14	2.979	15:40:03.304
8 -	30.537	43.162	22.277	1:35.976 (2)	91.27	0.689	15:41:39.280

P23 4		Chad HASHMI		BMW S1000 -			
IDEAL LAP TIME : 1:35.349		BEST LAP TIME : 1:36.231		DIFFERENCE : 0.882			
LAP	SECTOR 1	SECTOR 2	SECTOR 3	LAP TIME	MPH	DIFF	TIME OF DAY
1 -		43.285	22.805	1:43.478	84.65	7.247	15:30:20.209
2 -	31.482	42.759	22.398	1:36.639 (3)	90.64	0.408	15:31:56.848
3 -	31.032	43.180	22.734	1:36.946	90.35	0.715	15:33:33.794
4 -	31.331	42.659	22.241	1:36.231 (1)	91.02		15:35:10.025
5 -	30.989	43.353	22.657	1:36.999	90.30	0.768	15:36:47.024
6 -	31.057	43.794	23.081	1:37.932	89.44	1.701	15:38:24.956
7 -	31.584	42.953	23.495	1:38.032	89.35	1.801	15:40:02.988
8 -	30.449	43.137	22.789	1:36.375 (2)	90.89	0.144	15:41:39.363

P24 11		Andrew SAUNDERS		Suzuki GSXR - SDC PERFORMANCE			
IDEAL LAP TIME : 1:35.557		BEST LAP TIME : 1:35.643		DIFFERENCE : 0.086			
LAP	SECTOR 1	SECTOR 2	SECTOR 3	LAP TIME	MPH	DIFF	TIME OF DAY
1 -		43.759	22.544	1:44.796	83.58	9.153	15:30:21.527
2 -	30.619	42.661	22.363	1:35.643 (1)	91.58		15:31:57.170
3 -	31.191	43.126	22.388	1:36.705 (3)	90.58	1.062	15:33:33.875
4 -	30.533	42.904	22.368	1:35.805 (2)	91.43	0.162	15:35:09.680
5 -	30.790	43.612	23.037	1:37.439	89.90	1.796	15:36:47.119
6 -	31.169	44.716	22.452	1:38.337	89.07	2.694	15:38:25.456
7 -	31.621	42.851	22.714	1:37.186	90.13	1.543	15:40:02.642
8 -	30.786	43.796	22.630	1:37.212	90.11	1.569	15:41:39.854

Weather / Track : Sunny / Dry

Brands Hatch GP
 Circuit Length = 2.4332 miles
 Start: 15:28 Flag 15:40 End: 15:42

BMCRC - MRO Championships 2021 - Rnd 4 @ Brands Hatch GP

Reactive Parts MRO Powerbikes inc Clubman 1000

RACE 10 - SECTOR ANALYSIS



SECTOR 1 = FL to I1, SECTOR 2 = I1 to I2, SECTOR 3 = I2 to FL, DIFF = Difference To Personal Best Lap, P = Crossed Finish Line in Pit Lane, D = Time Disallowed

P25 277 C		Adrian AVERRE		Ducati PANIGALE V4 - Ryders Alley Racing			
IDEAL LAP TIME : 1:35.552		BEST LAP TIME : 1:35.870		DIFFERENCE : 0.318			
LAP	SECTOR 1	SECTOR 2	SECTOR 3	LAP TIME	MPH	DIFF	TIME OF DAY
1 -		45.520	22.502	1:47.770	81.28	11.900	15:30:24.501
2 -	30.748	42.803	22.626	1:36.177 (3)	91.08	0.307	15:32:00.678
3 -	31.480	43.413	22.199	1:37.092	90.22	1.222	15:33:37.770
4 -	30.786	43.231	22.160	1:36.177 (3)	91.08	0.307	15:35:13.947
5 -	30.645	43.061	22.164	1:35.870 (1)	91.37		15:36:49.817
6 -	31.063	42.859	22.104	1:36.026 (2)	91.22	0.156	15:38:25.843
7 -	31.256	43.492	22.847	1:37.595	89.75	1.725	15:40:03.438
8 -	30.910	43.388	22.533	1:36.831	90.46	0.961	15:41:40.269

P26 710 C		Craig HENSTOCK		BMW S1000RR - Alheavy Ltd / Kronos Threat Management			
IDEAL LAP TIME : 1:35.075		BEST LAP TIME : 1:35.235		DIFFERENCE : 0.160			
LAP	SECTOR 1	SECTOR 2	SECTOR 3	LAP TIME	MPH	DIFF	TIME OF DAY
1 -		45.106	23.947	1:48.166	80.98	12.931	15:30:24.897
2 -	31.018	44.904	23.110	1:39.032	88.45	3.797	15:32:03.929
3 -	30.351	42.646	22.459	1:35.456 (2)	91.76	0.221	15:33:39.385
4 -	30.900	43.404	22.503	1:36.807	90.48	1.572	15:35:16.192
5 -	30.969	43.090	22.655	1:36.714	90.57	1.479	15:36:52.906
6 -	30.961	43.308	22.560	1:36.829	90.46	1.594	15:38:29.735
7 -	30.518	42.692	22.514	1:35.724 (3)	91.51	0.489	15:40:05.459
8 -	30.214	42.402	22.619	1:35.235 (1)	91.98		15:41:40.694

P27 211 C		Nick WHITCHER		Kawasaki ZX10R -			
IDEAL LAP TIME : 1:35.871		BEST LAP TIME : 1:36.434		DIFFERENCE : 0.563			
LAP	SECTOR 1	SECTOR 2	SECTOR 3	LAP TIME	MPH	DIFF	TIME OF DAY
1 -		45.248	23.478	1:48.245	80.92	11.811	15:30:24.976
2 -	31.309	43.211	22.515	1:37.035	90.27	0.601	15:32:02.011
3 -	31.083	43.302	22.623	1:37.008	90.30	0.574	15:33:39.019
4 -	31.364	42.985	22.438	1:36.787	90.50	0.353	15:35:15.806
5 -	30.909	43.313	22.520	1:36.742 (3)	90.54	0.308	15:36:52.548
6 -	30.991	43.249	22.201	1:36.441 (2)	90.83	0.007	15:38:28.989
7 -	30.841	42.829	22.764	1:36.434 (1)	90.83		15:40:05.423
8 -	30.966	43.228	22.586	1:36.780	90.51	0.346	15:41:42.203

P28 50 C		Dan WELFORD		Suzuki GSXR 1000 - Sussex Security Installations			
IDEAL LAP TIME : 1:36.393		BEST LAP TIME : 1:36.835		DIFFERENCE : 0.442			
LAP	SECTOR 1	SECTOR 2	SECTOR 3	LAP TIME	MPH	DIFF	TIME OF DAY
1 -		44.670	23.144	1:46.494	82.25	9.659	15:30:23.225
2 -	31.188	43.304	22.826	1:37.318	90.01	0.483	15:32:00.543
3 -	31.348	44.103	22.517	1:37.968	89.41	1.133	15:33:38.511
4 -	30.874	43.401	22.568	1:36.843 (2)	90.45	0.008	15:35:15.354
5 -	30.844	43.573	22.478	1:36.895 (3)	90.40	0.060	15:36:52.249
6 -	30.807	44.125	22.678	1:37.610	89.74	0.775	15:38:29.859
7 -	30.868	43.248	22.719	1:36.835 (1)	90.46		15:40:06.694
8 -	30.667	43.878	23.128	1:37.673	89.68	0.838	15:41:44.367

Weather / Track : Sunny / Dry

Brands Hatch GP
Circuit Length = 2.4332 miles
Start: 15:28 Flag 15:40 End: 15:42

BMCRC - MRO Championships 2021 - Rnd 4 @ Brands Hatch GP

Reactive Parts MRO Powerbikes inc Clubman 1000

RACE 10 - SECTOR ANALYSIS



SECTOR 1 = FL to I1, SECTOR 2 = I1 to I2, SECTOR 3 = I2 to FL, DIFF = Difference To Personal Best Lap, P = Crossed Finish Line in Pit Lane, D = Time Disallowed

P29 333	Andrew HOUGHTON		Yamaha R1 -				
IDEAL LAP TIME : 1:37.203	BEST LAP TIME : 1:37.399		DIFFERENCE : 0.196				

LAP	SECTOR 1	SECTOR 2	SECTOR 3	LAP TIME	MPH	DIFF	TIME OF DAY
1 -		44.801	22.699	1:49.055	80.32	11.656	15:30:25.786
2 -	31.575	44.192	22.807	1:38.574	88.86	1.175	15:32:04.360
3 -	31.168	43.680	22.572	1:37.420 (2)	89.91	0.021	15:33:41.780
4 -	31.293	43.580	22.526	1:37.399 (1)	89.93		15:35:19.179
5 -	31.303	43.861	22.798	1:37.962	89.42	0.563	15:36:57.141
6 -	31.202	43.910	22.759	1:37.871	89.50	0.472	15:38:35.012
7 -	31.308	43.682	22.455	1:37.445 (3)	89.89	0.046	15:40:12.457
8 -	31.365	44.005	22.464	1:37.834	89.53	0.435	15:41:50.291

P30 148 C	Aaron COLLINS		BMW S1000RR - Precision installations				
IDEAL LAP TIME : 1:36.648	BEST LAP TIME : 1:37.448		DIFFERENCE : 0.800				

LAP	SECTOR 1	SECTOR 2	SECTOR 3	LAP TIME	MPH	DIFF	TIME OF DAY
1 -		45.335	22.935	1:48.622	80.64	11.174	15:30:25.353
2 -	31.719	44.347	23.134	1:39.200	88.30	1.752	15:32:04.553
3 -	31.306	44.089	22.559	1:37.954	89.42	0.506	15:33:42.507
4 -	31.153	43.883	22.480	1:37.516 (3)	89.82	0.068	15:35:20.023
5 -	31.633	43.427	22.560	1:37.620	89.73	0.172	15:36:57.643
6 -	31.293	43.587	22.568	1:37.448 (1)	89.89		15:38:35.091
7 -	31.430	43.871	22.899	1:38.200	89.20	0.752	15:40:13.291
8 -	30.741	44.239	22.501	1:37.481 (2)	89.86	0.033	15:41:50.772

P31 45 C	Tom STEVENS		Ducati 959 -				
IDEAL LAP TIME : 1:37.123	BEST LAP TIME : 1:37.574		DIFFERENCE : 0.451				

LAP	SECTOR 1	SECTOR 2	SECTOR 3	LAP TIME	MPH	DIFF	TIME OF DAY
1 -		44.814	23.295	1:48.323	80.86	10.749	15:30:25.054
2 -	31.671	43.930	23.255	1:38.856	88.61	1.282	15:32:03.910
3 -	31.206	43.385	23.109	1:37.700 (3)	89.66	0.126	15:33:41.610
4 -	31.883	43.579	22.768	1:38.230	89.17	0.656	15:35:19.840
5 -	31.280	43.460	23.352	1:38.092	89.30	0.518	15:36:57.932
6 -	31.343	43.506	22.842	1:37.691 (2)	89.66	0.117	15:38:35.623
7 -	31.630	43.149	22.795	1:37.574 (1)	89.77		15:40:13.197
8 -	31.235	44.061	22.962	1:38.258	89.15	0.684	15:41:51.455

P32 46 C	Simon GATES		Kawasaki ZX10R - Team Kawafati				
IDEAL LAP TIME : 1:37.804	BEST LAP TIME : 1:38.139		DIFFERENCE : 0.335				

LAP	SECTOR 1	SECTOR 2	SECTOR 3	LAP TIME	MPH	DIFF	TIME OF DAY
1 -		45.646	23.150	1:50.513	79.26	12.374	15:30:27.244
2 -	32.030	44.584	23.115	1:39.729	87.83	1.590	15:32:06.973
3 -	32.031	43.904	22.845	1:38.780	88.68	0.641	15:33:45.753
4 -	31.790	43.683	22.666	1:38.139 (1)	89.25		15:35:23.892
5 -	31.673	43.503	23.050	1:38.226 (2)	89.18	0.087	15:37:02.118
6 -	31.711	43.869	23.044	1:38.624	88.82	0.485	15:38:40.742
7 -	31.836	44.013	23.098	1:38.947	88.53	0.808	15:40:19.689
8 -	31.929	43.730	22.628	1:38.287 (3)	89.12	0.148	15:41:57.976

BMCRC - MRO Championships 2021 - Rnd 4 @ Brands Hatch GP

Reactive Parts MRO Powerbikes inc Clubman 1000

RACE 10 - SECTOR ANALYSIS



SECTOR 1 = FL to I1, SECTOR 2 = I1 to I2, SECTOR 3 = I2 to FL, DIFF = Difference To Personal Best Lap, P = Crossed Finish Line in Pit Lane, D = Time Disallowed

P33 51		Michael HOGARTH		Kawasaki ZX10 RR - WHR Racing			
IDEAL LAP TIME : 1:38.248		BEST LAP TIME : 1:38.548		DIFFERENCE : 0.300			
LAP	SECTOR 1	SECTOR 2	SECTOR 3	LAP TIME	MPH	DIFF	TIME OF DAY
1 -		45.207	23.742	1:49.797	79.78	11.249	15:30:26.528
2 -	31.833	44.013	23.544	1:39.390	88.13	0.842	15:32:05.918
3 -	31.395	43.782	23.386	1:38.563 (3)	88.87	0.015	15:33:44.481
4 -	31.483	43.821	23.244	1:38.548 (1)	88.88		15:35:23.029
5 -	31.399	44.026	23.507	1:38.932	88.54	0.384	15:37:01.961
6 -	31.264	43.923	23.365	1:38.552 (2)	88.88	0.004	15:38:40.513
7 -	31.438	44.331	23.309	1:39.078	88.41	0.530	15:40:19.591
8 -	31.689	44.558	23.202	1:39.449	88.08	0.901	15:41:59.040

P34 84		Tunc GUNERGUN		Aprilia RSV4 RF - 1 - BIKERSWORLD			
IDEAL LAP TIME : 1:38.388		BEST LAP TIME : 1:38.388		DIFFERENCE : 0.000			
LAP	SECTOR 1	SECTOR 2	SECTOR 3	LAP TIME	MPH	DIFF	TIME OF DAY
1 -		45.508	23.435	1:50.267	79.44	11.879	15:30:26.998
2 -	31.773	44.710	23.520	1:40.003	87.59	1.615	15:32:07.001
3 -	32.324	45.161	23.126	1:40.611	87.06	2.223	15:33:47.612
4 -	31.592	44.278	23.156	1:39.026 (3)	88.46	0.638	15:35:26.638
5 -	31.495	44.394	23.183	1:39.072	88.41	0.684	15:37:05.710
6 -	32.178	44.918	23.337	1:40.433	87.22	2.045	15:38:46.143
7 -	31.286	44.054	23.048	1:38.388 (1)	89.03		15:40:24.531
8 -	31.494	44.080	23.190	1:38.764 (2)	88.69	0.376	15:42:03.295

P35 82 C		Adrian LEWIS		Yamaha R1 - Me			
IDEAL LAP TIME : 1:38.096		BEST LAP TIME : 1:38.096		DIFFERENCE : 0.000			
LAP	SECTOR 1	SECTOR 2	SECTOR 3	LAP TIME	MPH	DIFF	TIME OF DAY
1 -		45.554	23.217	1:51.179	78.79	13.083	15:30:27.910
2 -	32.414	45.305	22.913	1:40.632	87.04	2.536	15:32:08.542
3 -	31.566	44.771	23.176	1:39.513	88.02	1.417	15:33:48.055
4 -	31.963	44.675	23.491	1:40.129	87.48	2.033	15:35:28.184
5 -	31.579	44.564	22.908	1:39.051 (3)	88.43	0.955	15:37:07.235
6 -	32.386	44.850	23.239	1:40.475	87.18	2.379	15:38:47.710
7 -	31.284	44.444	23.066	1:38.794 (2)	88.66	0.698	15:40:26.504
8 -	31.261	43.985	22.850	1:38.096 (1)	89.29		15:42:04.600

P36 36		Joe BALDRY		BMW S1000RR - Chilton Motors			
IDEAL LAP TIME : 1:39.407		BEST LAP TIME : 1:39.860		DIFFERENCE : 0.453			
LAP	SECTOR 1	SECTOR 2	SECTOR 3	LAP TIME	MPH	DIFF	TIME OF DAY
1 -		46.083	23.658	1:52.063	78.16	12.203	15:30:28.794
2 -	32.459	45.606	23.339	1:41.404	86.38	1.544	15:32:10.198
3 -	32.255	44.724	23.926	1:40.905	86.81	1.045	15:33:51.103
4 -	34.218	46.054	23.429	1:43.701	84.47	3.841	15:35:34.804
5 -	32.280	44.521	23.300	1:40.101 (2)	87.51	0.241	15:37:14.905
6 -	32.046	47.715	23.564	1:43.325	84.77	3.465	15:38:58.230
7 -	31.586	44.788	23.486	1:39.860 (1)	87.72		15:40:38.090
8 -	32.079	45.215	23.528	1:40.822 (3)	86.88	0.962	15:42:18.912

P37 43		Steve PALMER		Suzuki GSXR1000 K6 - K6/Mk1 Transit racing			
IDEAL LAP TIME : 1:33.583		BEST LAP TIME : 1:33.583		DIFFERENCE : 0.000			
LAP	SECTOR 1	SECTOR 2	SECTOR 3	LAP TIME	MPH	DIFF	TIME OF DAY
1 -		43.048	22.308	1:43.309	84.79	9.726	15:30:20.040
2 -	29.751	41.920	21.912	1:33.583 (1)	93.60		15:31:53.623
3 -	29.960	42.593	22.363	1:34.916 (3)	92.29	1.333	15:33:28.539
4 -	29.836	42.439	21.913	1:34.188 (2)	93.00	0.605	15:35:02.727
5 -	30.473	42.245	22.202	1:34.920	92.28	1.337	15:36:37.647

Weather / Track : Sunny / Dry

Brands Hatch GP
Circuit Length = 2.4332 miles
Start: 15:28 Flag 15:40 End: 15:42

BMCRC - MRO Championships 2021 - Rnd 4 @ Brands Hatch GP

Reactive Parts MRO Powerbikes inc Clubman 1000

RACE 10 - SECTOR ANALYSIS



SECTOR 1 = FL to I1, SECTOR 2 = I1 to I2, SECTOR 3 = I2 to FL, DIFF = Difference To Personal Best Lap, P = Crossed Finish Line in Pit Lane, D = Time Disallowed

P38 78 C		Jamie THOMAS		Suzuki GSXR 1000 - Team RubyRacing			
IDEAL LAP TIME : 1:38.675		BEST LAP TIME : 1:38.759		DIFFERENCE : 0.084			
LAP	SECTOR 1	SECTOR 2	SECTOR 3	LAP TIME	MPH	DIFF	TIME OF DAY
1 -		45.752	23.422	1:51.135	78.82	12.376	15:30:27.866
2 -	32.051	44.472	23.310	1:39.833	87.74	1.074	15:32:07.699
3 -	31.953	43.891	22.915	1:38.759 (1)	88.69		15:33:46.458
4 -	31.869	44.220	23.047	1:39.136 (2)	88.36	0.377	15:35:25.594
5 -	32.239	44.366	23.213	1:39.818 (3)	87.75	1.059	15:37:05.412

P39 141		Ramone HUNTE		Yamaha R1 - my wallet.com			
IDEAL LAP TIME : 1:34.988		BEST LAP TIME : 1:35.130		DIFFERENCE : 0.142			
LAP	SECTOR 1	SECTOR 2	SECTOR 3	LAP TIME	MPH	DIFF	TIME OF DAY
1 -		44.099	22.871	1:46.275	82.42	11.145	15:30:23.006
2 -	30.800	42.596	22.352	1:35.748 (3)	91.48	0.618	15:31:58.754
3 -	30.399	42.602	22.616	1:35.617 (2)	91.61	0.487	15:33:34.371
4 -	30.487	42.237	22.406	1:35.130 (1)	92.08		15:35:09.501

BMCRC - MRO Championships 2021 - Rnd 4 @ Brands Hatch GP

Reactive Parts MRO Powerbikes inc Clubman 1000

RACE 10 - BEST SECTORS

SECTOR 1			SECTOR 2			SECTOR 3			IDEAL / BEST COMPARISON						
POS	NO	NAME	TIME	NO	NAME	TIME	NO	NAME	TIME	POS	NO	NAME	IDEAL	BEST	DIFF
													PERFECT LAP	1:29.919	
1	75	JOHNSON	28.590	75	JOHNSON	40.230	40	PATMORE	21.099	1	75	JOHNSON	1:29.925	1:29.925	0.000
2	40	PATMORE	28.693	40	PATMORE	40.661	75	JOHNSON	21.105	2	40	PATMORE	1:30.453	1:30.761	0.308
3	71	NORTON	28.996	72	O'BRIEN	40.694	71	NORTON	21.140	3	71	NORTON	1:30.857	1:30.923	0.066
4	72	O'BRIEN	29.008	71	NORTON	40.721	72	O'BRIEN	21.201	4	72	O'BRIEN	1:30.903	1:31.030	0.127
5	17	BAKER	29.047	48	WILSON	40.820	56	SMITH	21.383	5	48	WILSON	1:31.542	1:32.009	0.467
6	48	WILSON	29.266	17	BAKER	41.085	17	BAKER	21.422	6	17	BAKER	1:31.554	1:31.704	0.150
7	177	WARRINGTON	29.564	9	DIXON	41.448	48	WILSON	21.456	7	2	BAKER	1:32.688	1:32.710	0.022
8	2	BAKER	29.591	2	BAKER	41.475	8	BUTLER	21.584	8	9	DIXON	1:32.807	1:33.181	0.374
9	711	THORNTON	29.598	52	COTGROVE	41.538	711	THORNTON	21.585	9	56	SMITH	1:32.844	1:32.844	0.000
10	52	COTGROVE	29.619	47	DANCE	41.755	177	WARRINGTON	21.595	10	711	THORNTON	1:32.987	1:33.108	0.121
11	8	BUTLER	29.683	56	SMITH	41.770	2	BAKER	21.622	11	52	COTGROVE	1:33.032	1:33.585	0.553
12	98	DICKINSON	29.684	711	THORNTON	41.804	9	DIXON	21.623	12	8	BUTLER	1:33.078	1:33.286	0.208
13	56	SMITH	29.691	8	BUTLER	41.811	33	NEEVES	21.632	13	177	WARRINGTON	1:33.129	1:33.210	0.081
14	9	DIXON	29.736	83	SIGGS	41.848	98	DICKINSON	21.728	14	98	DICKINSON	1:33.370	1:33.556	0.186
15	43	PALMER	29.751	43	PALMER	41.920	232	WETHERELL	21.741	15	47	DANCE	1:33.383	1:33.383	0.000
16	58	FRETWELL	29.825	98	DICKINSON	41.958	47	DANCE	21.780	16	43	PALMER	1:33.583	1:33.583	0.000
17	47	DANCE	29.848	177	WARRINGTON	41.970	58	FRETWELL	21.816	17	58	FRETWELL	1:33.730	1:34.049	0.319
18	33	NEEVES	30.000	88	HALLIDAY	42.067	52	COTGROVE	21.875	18	33	NEEVES	1:33.807	1:34.276	0.469
19	232	WETHERELL	30.042	129	DINSMORE	42.084	43	PALMER	21.912	19	232	WETHERELL	1:33.917	1:33.936	0.019
20	83	SIGGS	30.066	58	FRETWELL	42.089	88	HALLIDAY	21.922	20	83	SIGGS	1:34.075	1:34.431	0.356
21	88	HALLIDAY	30.179	232	WETHERELL	42.134	275	WILBY	22.033	21	88	HALLIDAY	1:34.168	1:34.519	0.351
22	710	HENSTOCK	30.214	33	NEEVES	42.175	277	AVERRE	22.104	22	129	DINSMORE	1:34.843	1:35.287	0.444
23	141	HUNTE	30.399	141	HUNTE	42.237	83	SIGGS	22.161	23	141	HUNTE	1:34.988	1:35.130	0.142
24	4	HASHMI	30.449	710	HENSTOCK	42.402	211	WHITCHER	22.201	24	710	HENSTOCK	1:35.075	1:35.235	0.160
25	275	WILBY	30.527	275	WILBY	42.546	129	DINSMORE	22.222	25	275	WILBY	1:35.106	1:35.145	0.039
26	11	SAUNDERS	30.533	4	HASHMI	42.659	4	HASHMI	22.241	26	4	HASHMI	1:35.349	1:36.231	0.882
27	129	DINSMORE	30.537	11	SAUNDERS	42.661	141	HUNTE	22.352	27	277	AVERRE	1:35.552	1:35.870	0.318
28	277	AVERRE	30.645	277	AVERRE	42.803	11	SAUNDERS	22.363	28	11	SAUNDERS	1:35.557	1:35.643	0.086
29	50	WELFORD	30.667	211	WHITCHER	42.829	333	HOUGHTON	22.455	29	211	WHITCHER	1:35.871	1:36.434	0.563
30	148	COLLINS	30.741	45	STEVENS	43.149	710	HENSTOCK	22.459	30	50	WELFORD	1:36.393	1:36.835	0.442
31	211	WHITCHER	30.841	50	WELFORD	43.248	50	WELFORD	22.478	31	148	COLLINS	1:36.648	1:37.448	0.800
32	333	HOUGHTON	31.168	148	COLLINS	43.427	148	COLLINS	22.480	32	45	STEVENS	1:37.123	1:37.574	0.451
33	45	STEVENS	31.206	46	GATES	43.503	46	GATES	22.628	33	333	HOUGHTON	1:37.203	1:37.399	0.196
34	82	LEWIS	31.261	333	HOUGHTON	43.580	45	STEVENS	22.768	34	46	GATES	1:37.804	1:38.139	0.335
35	51	HOGARTH	31.264	51	HOGARTH	43.782	82	LEWIS	22.850	35	82	LEWIS	1:38.096	1:38.096	0.000
36	84	GUNERGUN	31.286	78	THOMAS	43.891	78	THOMAS	22.915	36	51	HOGARTH	1:38.248	1:38.548	0.300
37	36	BALDRY	31.586	82	LEWIS	43.985	84	GUNERGUN	23.048	37	84	GUNERGUN	1:38.388	1:38.388	0.000
38	46	GATES	31.673	84	GUNERGUN	44.054	51	HOGARTH	23.202	38	78	THOMAS	1:38.675	1:38.759	0.084
39	78	THOMAS	31.869	36	BALDRY	44.521	36	BALDRY	23.300	39	36	BALDRY	1:39.407	1:39.860	0.453

Weather / Track : Sunny / Dry

Brands Hatch GP

Circuit Length = 2.4332 miles

Start: 15:28 Flag 15:40 End: 15:42

Results can be found at www.tsl-timing.com

Printed - 15:42 Saturday, 17 July 2021

BMCRC - MRO Championships 2021 - Rnd 4 @ Brands Hatch GP

Reactive Parts MRO Powerbikes inc Clubman 1000

RACE 10 - STATISTICS

Competitors Started 39
Planned Start 2021-07-17 @ 15:00:00.000
Actual Start 2021-07-17 @ 15:28:36.730
Finish Time 2021-07-17 @ 15:40:47.620
Track Length 2.4332mi.
Total Laps 302
Total Distance Covered 734.8534mi.

Session Fastest Lap History

NO	CL	NAME	LAP TIME	TIME OF DAY	LAP	VEHICLE
75		Anthony JOHNSON	1:36.285	15:30:13.035	1	BMW S1000RR
75		Anthony JOHNSON	1:31.432	15:31:44.467	2	BMW S1000RR
40		Aiden PATMORE	1:31.229	15:31:44.731	2	BMW S1000RR
71		Tom NORTON	1:31.150	15:31:45.634	2	Kawasaki ZX10
40		Aiden PATMORE	1:31.088	15:33:15.819	3	BMW S1000RR
72		Michael O'BRIEN	1:31.030	15:33:17.652	3	Yamaha R1
75		Anthony JOHNSON	1:30.684	15:34:46.358	4	BMW S1000RR
75		Anthony JOHNSON	1:30.575	15:36:16.933	5	BMW S1000RR
75		Anthony JOHNSON	1:29.925	15:39:17.579	7	BMW S1000RR

Session Leader History

NO	CL	NAME	FROM LAP	LAPS LED	DISTANCE	VEHICLE
75		Anthony JOHNSON	1	8	19.46 miles	BMW S1000RR

Flag History

TYPE	TIME OF DAY
GREEN	15:28:36.730
FINISH	15:40:47.620

Flag Statistics

TYPE	COUNT	TOTAL LAPS	TOTAL TIME
Green	1	8	13:49.410
Red	0	0	0.000
Safety Car	0	0	0.000
FCY	0	0	0.000

Weather / Track : Sunny / Dry

Results can be found at www.tsl-timing.com

Page 1 of 3

Brands Hatch GP
Circuit Length = 2.4332 miles
Start: 15:28 Flag 15:40 End: 15:42

Printed - 15:42 Saturday, 17 July 2021

BMCRC - MRO Championships 2021 - Rnd 4 @ Brands Hatch GP

Reactive Parts MRO Powerbikes inc Clubman 1000

RACE 10 - STATISTICS

CLASS :

24 Starters

Fastest Lap History

NO	NAME	LAP TIME	TIME OF DAY	LAP	VEHICLE
75	Anthony JOHNSON	1:36.285	15:30:13.035	1	BMW S1000RR
75	Anthony JOHNSON	1:31.432	15:31:44.467	2	BMW S1000RR
40	Aiden PATMORE	1:31.229	15:31:44.731	2	BMW S1000RR
71	Tom NORTON	1:31.150	15:31:45.634	2	Kawasaki ZX10
40	Aiden PATMORE	1:31.088	15:33:15.819	3	BMW S1000RR
72	Michael O'BRIEN	1:31.030	15:33:17.652	3	Yamaha R1
75	Anthony JOHNSON	1:30.684	15:34:46.358	4	BMW S1000RR
75	Anthony JOHNSON	1:30.575	15:36:16.933	5	BMW S1000RR
75	Anthony JOHNSON	1:29.925	15:39:17.579	7	BMW S1000RR

Leader History

NO	NAME	FROM LAP	LAPS LED	DISTANCE	VEHICLE
75	Anthony JOHNSON	1	8	19.46 miles	BMW S1000RR

Weather / Track : Sunny / Dry

Results can be found at www.tsl-timing.com

Page 2 of 3

Brands Hatch GP
Circuit Length = 2.4332 miles
Start: 15:28 Flag 15:40 End: 15:42

Printed - 15:42 Saturday, 17 July 2021

BMCRC - MRO Championships 2021 - Rnd 4 @ Brands Hatch GP

Reactive Parts MRO Powerbikes inc Clubman 1000

RACE 10 - STATISTICS

CLASS : C

15 Starters

Fastest Lap History

NO	NAME	LAP TIME	TIME OF DAY	LAP	VEHICLE
9	Luke DIXON	1:40.619	15:30:17.371	1	BMW S1000RR
9	Luke DIXON	1:33.567	15:31:50.939	2	BMW S1000RR
9	Luke DIXON	1:33.181	15:38:06.745	6	BMW S1000RR

Leader History

NO	NAME	FROM LAP	LAPS LED	DISTANCE	VEHICLE
9	Luke DIXON	1	8	19.46 miles	BMW S1000RR

BMCRC - MRO Championships 2021 - Rnd 4 @ Brands Hatch GP

Reactive Parts MRO Powerbikes inc Clubman 1000

RACE 1 - GRID (10 Laps)



ROW 14	1:37.399 42 333 Andrew HOUGHTON	41 90 Edward WATSON	40 20 Connor SWYER
ROW 13	39 32 Martin MORRIS	1:39.860 38 36 Joe BALDRY	1:38.759 37 78 Jamie THOMAS
ROW 12	1:38.548 36 51 Michael HOGARTH	1:38.388 35 84 Tunc GUNERGUN	1:38.139 34 46 Simon GATES
ROW 11	1:38.096 33 82 Adrian LEWIS	1:37.574 32 45 Tom STEVENS	1:37.448 31 148 Aaron COLLINS
ROW 10	1:36.835 30 50 Dan WELFORD	1:36.434 29 211 Nick WHITCHER	1:36.231 28 4 Chad HASHMI
ROW 9	1:35.870 27 277 Adrian AVERRE	1:35.643 26 11 Andrew SAUNDERS	1:35.287 25 129 Cecil DINSMORE
ROW 8	1:35.235 24 710 Craig HENSTOCK	1:35.145 23 275 Mark WILBY	1:35.130 22 141 Ramone HUNTE
ROW 7	1:34.519 21 88 Scott HALLIDAY	1:34.431 20 83 Jason SIGGS	1:34.276 19 33 Michael NEEVES
ROW 6	1:34.049 18 58 Kenny FRETWELL	1:33.936 17 232 Matt WETHERELL	1:33.585 16 52 Ben COTGROVE
ROW 5	1:33.583 15 43 Steve PALMER	1:33.556 14 98 Rick DICKINSON	1:33.383 13 47 Daryl DANCE
ROW 4	1:33.286 12 8 John BUTLER	1:33.210 11 177 Ryan WARRINGTON	1:33.181 10 9 Luke DIXON
ROW 3	1:33.108 9 711 Ritchie THORNTON	1:32.844 8 56 Mike SMITH	1:32.710 7 2 Peter BAKER
ROW 2	1:32.009 6 48 Nicky WILSON	1:31.704 5 17 Philip BAKER	1:31.030 4 72 Michael O'BRIEN
ROW 1	1:30.923 3 71 Tom NORTON	1:30.761 2 40 Aiden PATMORE	1:29.925 1 75 Anthony JOHNSON

Pole

These results are provisional until the conclusion of any judicial and technical matters.

Brands Hatch GP
Circuit Length = 2.4332 miles

Clerk Of Course :	Stewards :	Timekeeper : Craig Smith
-------------------	------------	--------------------------

Results can be found at www.tsl-timing.com

Printed - 15:45 Saturday, 17 July 2021



BMCRC - MRO Championships 2021 - Rnd 4 @ Brands Hatch GP

Reactive Parts MRO Powerbikes inc Clubman 1000

RACE 1 - CLASSIFICATION



POS	NO	CL	PIC NAME	ENTRY	LAPS	TIME	GAP	DIFF	MPH	BEST	ON
1	40		1 Aiden PATMORE	BMW S1000RR - TBR performance/Iris Rigging	10	15:09.900			96.27	1:30.221	8
2	75		2 Anthony JOHNSON	BMW S1000RR - Wallace & Barr Classic M/cycles	10	15:10.984	1.084	1.084	96.15	1:30.141	6
3	72		3 Michael O'BRIEN	Yamaha R1 -	10	15:13.886	3.986	2.902	95.85	1:30.510	6
4	48		4 Nicky WILSON	Suzuki GSXR 1000 - Demon GP/Haslemere Motorc	10	15:21.380	11.480	7.494	95.07	1:30.819	2
5	71		5 Tom NORTON	Kawasaki ZX10 -	10	15:22.996	13.096	1.616	94.90	1:30.975	2
6	17		6 Philip BAKER	BMW S1000RR - R & M plant Theo &Debbie	10	15:23.160	13.260	0.164	94.88	1:30.782	10
7	711		7 Ritchie THORNTON	Kawasaki ZX10R - Team 71	10	15:26.990	17.090	3.830	94.49	1:31.231	10
8	2		8 Peter BAKER	Kawasaki ZX10R - Dodfrey Engineering	10	15:28.732	18.832	1.742	94.32	1:31.848	5
9	98		9 Rick DICKINSON	BMW S1000RR - MotorcycleRaceParts.co.uk	10	15:39.931	30.031	11.199	93.19	1:32.684	4
10	52		10 Ben COTGROVE	Yamaha R1 - MFR	10	15:40.662	30.762	0.731	93.12	1:32.667	2
11	232		11 Matt WETHERELL	Suzuki GSXR - MSG Racing/Lamonde.com/FWR T	10	15:41.023	31.123	0.361	93.08	1:32.540	4
12	33		12 Michael NEEVES	BMW S1000RR - Prime Factors Racing	10	15:41.624	31.724	0.601	93.02	1:32.517	6
13	177		13 Ryan WARRINGTON	Kawasaki ZX10R - RWarrington Carpentry	10	15:42.250	32.350	0.626	92.96	1:31.952	5
14	58	C	1 Kenny FRETWELL	Yamaha R1 - Polished Concrete London	10	15:46.399	36.499	4.149	92.55	1:32.854	4
15	83	C	2 Jason SIGGS	Yamaha R1 - J Siggs Construction	10	15:50.955	41.055	4.556	92.11	1:33.291	4
16	141		14 Ramone HUNTE	Yamaha R1 - my wallet.com	10	15:54.522	44.622	3.567	91.77	1:33.756	8
17	56		15 Mike SMITH	Kawasaki ZX10R - Smiffs Garage	10	15:55.254	45.354	0.732	91.70	1:32.608	4
18	88	C	3 Scott HALLIDAY	Suzuki GSXR 1000 - Performance fitness gym	10	15:59.985	50.085	4.731	91.24	1:33.945	3
19	710	C	4 Craig HENSTOCK	BMW S1000RR - Alheavy Ltd / Kronos Threat Mana	10	16:00.328	50.428	0.343	91.21	1:33.936	8
20	129	C	5 Cecil DINSMORE	Suzuki GSXR 1000 - KnC Motorsport	10	16:01.491	51.591	1.163	91.10	1:34.542	7
21	11		16 Andrew SAUNDERS	Suzuki GSXR - SDC PERFORMANCE	10	16:01.802	51.902	0.311	91.07	1:34.632	7
22	50	C	6 Dan WELFORD	Suzuki GSXR 1000 - Sussex Security Installations	10	16:12.026	1:02.126	10.224	90.11	1:35.334	6
23	275	C	7 Mark WILBY	Suzuki GSXR1000 -	10	16:12.042	1:02.142	0.016	90.11	1:34.986	9
24	277	C	8 Adrian AVERRE	Ducati PANIGALE V4 - Ryders Alley Racing	10	16:13.800	1:03.900	1.758	89.95	1:35.847	3
25	148	C	9 Aaron COLLINS	BMW S1000RR - Precision installations	10	16:20.286	1:10.386	6.486	89.36	1:35.735	5
26	4		17 Chad HASHMI	BMW S1000 -	10	16:24.213	1:14.313	3.927	89.00	1:34.738	4
27	46	C	10 Simon GATES	Kawasaki ZX10R - Team Kawafati	10	16:27.312	1:17.412	3.099	88.72	1:36.465	10
28	45	C	11 Tom STEVENS	Ducati 959 -	10	16:28.298	1:18.398	0.986	88.63	1:36.917	10
29	333		18 Andrew HOUGHTON	Yamaha R1 -	10	16:31.822	1:21.922	3.524	88.32	1:36.386	10
30	84		19 Tunc GUNERGUN	Aprilia RSV4 RF - 1 - BIKERSWORLD	10	16:36.217	1:26.317	4.395	87.93	1:37.948	10

NOT CLASSIFIED

DNF	51		Michael HOGARTH	Kawasaki ZX10 RR - WHR Racing	7	11:42.641	3 Laps	3 Laps	87.26	1:38.600	5
DNF	47		Daryl DANCE	Yamaha YZF R1 - 2 brothers scaffolding	2	3:15.585	8 Laps	5 Laps	89.57	1:34.060	2
DNF	20	C	Connor SWYER	Suzuki GSXR 1000 K6 - WSC Performace & Owkay	2	3:32.056	8 Laps	16.471	82.61	1:41.480	2
DNF	43		Steve PALMER	Suzuki GSXR1000 K6 - K6/Mk1 Transit racing	1	1:40.667	9 Laps	1 Lap	87.01	1:40.667	1
DNF	9	C	Luke DIXON	BMW S1000RR -	0						
DNF	8		John BUTLER	Suzuki GSXR1000 - Butler-Hills Ltd	0						

FASTEST LAP

75			Anthony JOHNSON	BMW S1000RR - Wallace & Barr Classic M/cycles	6	1:30.141		97.17 mph		156.39 kph	
58	C		Kenny FRETWELL	Yamaha R1 - Polished Concrete London	4	1:32.854		94.33 mph		151.82 kph	

Class - 92.5% of Race Speed = 89.04 mph
Class C - 92.5% of Race Speed = 85.60 mph

Brands Hatch GP: 2.4332 miles
Race Distance: 10 Laps / 24.33 miles
Start: 10:36 Flag 10:51 End: 10:53

Weather / Track : Sunny / Dry

These results are provisional until the conclusion of any judicial and technical matters.

Clerk Of Course :	Stewards :	Timekeeper : Craig Smith
-------------------	------------	--------------------------

Results can be found at www.tsl-timing.com

Printed - 10:54 Sunday, 18 July 2021



BMCRC - MRO Championships 2021 - Rnd 4 @ Brands Hatch GP

Reactive Parts MRO Powerbikes inc Clubman 1000

RACE 1 - LAP CHART

52	30.762	1:33.307
232	31.123	1:33.986
33	31.724	1:34.153
177	32.350	1:34.321
58	36.499	1:33.556
83	41.055	1:34.287
141	44.622	1:34.989
56	45.354	1:37.982
88	50.085	1:35.482
710	50.428	1:35.513
129	51.591	1:35.060
11	51.902	1:35.164
50	1:02.126	1:36.103
275	1:02.142	1:35.723
277	1:03.900	1:36.683
148	1:10.386	1:38.320
4	1:14.313	1:42.316
46	1:17.412	1:36.465
45	1:18.398	1:36.917
333	1:21.922	1:36.386
84	1:26.317	1:37.948

BMCRC - MRO Championships 2021 - Rnd 4 @ Brands Hatch GP

Reactive Parts MRO Powerbikes inc Clubman 1000

RACE 1 - SECTOR ANALYSIS



SECTOR 1 = FL to I1, SECTOR 2 = I1 to I2, SECTOR 3 = I2 to FL, DIFF = Difference To Personal Best Lap, P = Crossed Finish Line in Pit Lane, D = Time Disallowed

P1 40		Aiden PATMORE		BMW S1000RR - TBR performance/Iris Rigging			
IDEAL LAP TIME : 1:29.960		BEST LAP TIME : 1:30.221		DIFFERENCE : 0.261			
LAP	SECTOR 1	SECTOR 2	SECTOR 3	LAP TIME	MPH	DIFF	TIME OF DAY
1 -		40.531	21.273	1:35.158	92.05	4.937	10:38:08.501
2 -	28.820	40.539	21.526	1:30.885	96.38	0.664	10:39:39.386
3 -	28.857	40.685	21.111	1:30.653	96.63	0.432	10:41:10.039
4 -	28.816	40.726	21.194	1:30.736	96.54	0.515	10:42:40.775
5 -	28.773	40.901	21.043	1:30.717	96.56	0.496	10:44:11.492
6 -	28.575	40.672	21.048	1:30.295 (3)	97.01	0.074	10:45:41.787
7 -	28.654	40.635	21.152	1:30.441	96.85	0.220	10:47:12.228
8 -	28.569	40.562	21.090	1:30.221 (1)	97.09		10:48:42.449
9 -	28.669	40.514	21.319	1:30.502	96.79	0.281	10:50:12.951
10 -	28.747	40.348	21.197	1:30.292 (2)	97.01	0.071	10:51:43.243

P2 75		Anthony JOHNSON		BMW S1000RR - Wallace & Barr Classic M/cycles			
IDEAL LAP TIME : 1:30.127		BEST LAP TIME : 1:30.141		DIFFERENCE : 0.014			
LAP	SECTOR 1	SECTOR 2	SECTOR 3	LAP TIME	MPH	DIFF	TIME OF DAY
1 -		40.553	21.251	1:35.452	91.77	5.311	10:38:08.795
2 -	28.887	40.534	21.494	1:30.915	96.35	0.774	10:39:39.710
3 -	28.858	40.624	21.279	1:30.761	96.51	0.620	10:41:10.471
4 -	28.641	40.787	21.251	1:30.679	96.60	0.538	10:42:41.150
5 -	28.681	40.822	21.293	1:30.796	96.47	0.655	10:44:11.946
6 -	28.574	40.398	21.169	1:30.141 (1)	97.17		10:45:42.087
7 -	28.633	40.552	21.226	1:30.411 (3)	96.88	0.270	10:47:12.498
8 -	28.639	40.410	21.170	1:30.219 (2)	97.09	0.078	10:48:42.717
9 -	28.660	40.658	21.155	1:30.473	96.82	0.332	10:50:13.190
10 -	28.957	40.872	21.308	1:31.137	96.11	0.996	10:51:44.327

P3 72		Michael O'BRIEN		Yamaha R1 -			
IDEAL LAP TIME : 1:30.226		BEST LAP TIME : 1:30.510		DIFFERENCE : 0.284			
LAP	SECTOR 1	SECTOR 2	SECTOR 3	LAP TIME	MPH	DIFF	TIME OF DAY
1 -		40.305	21.066	1:35.601	91.62	5.091	10:38:08.944
2 -	29.026	40.580	21.361	1:30.967	96.29	0.457	10:39:39.911
3 -	28.996	40.525	21.261	1:30.782	96.49	0.272	10:41:10.693
4 -	28.900	40.538	21.339	1:30.777 (3)	96.49	0.267	10:42:41.470
5 -	28.855	40.619	21.385	1:30.859	96.41	0.349	10:44:12.329
6 -	28.877	40.377	21.256	1:30.510 (1)	96.78		10:45:42.839
7 -	29.022	40.477	21.218	1:30.717 (2)	96.56	0.207	10:47:13.556
8 -	29.018	40.552	21.318	1:30.888	96.38	0.378	10:48:44.444
9 -	29.141	40.483	21.251	1:30.875	96.39	0.365	10:50:15.319
10 -	29.302	40.980	21.628	1:31.910	95.30	1.400	10:51:47.229

P4 48		Nicky WILSON		Suzuki GSXR 1000 - Demon GP/Haslemere Motorcycles			
IDEAL LAP TIME : 1:30.799		BEST LAP TIME : 1:30.819		DIFFERENCE : 0.020			
LAP	SECTOR 1	SECTOR 2	SECTOR 3	LAP TIME	MPH	DIFF	TIME OF DAY
1 -		41.000	21.469	1:37.118	90.19	6.299	10:38:10.461
2 -	29.054	40.548	21.217	1:30.819 (1)	96.45		10:39:41.280
3 -	29.042	40.691	21.351	1:31.084 (2)	96.17	0.265	10:41:12.364
4 -	29.062	40.710	21.498	1:31.270	95.97	0.451	10:42:43.634
5 -	29.450	40.705	21.405	1:31.560	95.67	0.741	10:44:15.194
6 -	29.034	40.886	21.292	1:31.212 (3)	96.03	0.393	10:45:46.406
7 -	29.300	41.280	21.432	1:32.012	95.20	1.193	10:47:18.418
8 -	29.246	41.357	21.893	1:32.496	94.70	1.677	10:48:50.914
9 -	29.544	41.195	21.508	1:32.247	94.96	1.428	10:50:23.161
10 -	29.176	41.088	21.298	1:31.562	95.67	0.743	10:51:54.723

Weather / Track : Sunny / Dry

Brands Hatch GP
Circuit Length = 2.4332 miles
Start: 10:36 Flag 10:51 End: 10:53

BMCRC - MRO Championships 2021 - Rnd 4 @ Brands Hatch GP

Reactive Parts MRO Powerbikes inc Clubman 1000

RACE 1 - SECTOR ANALYSIS



SECTOR 1 = FL to I1, SECTOR 2 = I1 to I2, SECTOR 3 = I2 to FL, DIFF = Difference To Personal Best Lap, P = Crossed Finish Line in Pit Lane, D = Time Disallowed

P5 71		Tom NORTON		Kawasaki ZX10 -			
IDEAL LAP TIME : 1:30.719		BEST LAP TIME : 1:30.975		DIFFERENCE : 0.256			
LAP	SECTOR 1	SECTOR 2	SECTOR 3	LAP TIME	MPH	DIFF	TIME OF DAY
1 -		40.680	21.175	1:36.429	90.84	5.454	10:38:09.772
2 -	29.211	40.450	21.314	1:30.975 (1)	96.28		10:39:40.747
3 -	29.141	40.558	21.319	1:31.018 (2)	96.24	0.043	10:41:11.765
4 -	29.180	40.403	21.474	1:31.057 (3)	96.20	0.082	10:42:42.822
5 -	29.350	40.411	21.376	1:31.137	96.11	0.162	10:44:13.959
6 -	29.242	40.683	21.388	1:31.313	95.93	0.338	10:45:45.272
7 -	29.332	40.797	22.153	1:32.282	94.92	1.307	10:47:17.554
8 -	29.874	41.358	22.012	1:33.244	93.94	2.269	10:48:50.798
9 -	30.339	41.147	21.546	1:33.032	94.15	2.057	10:50:23.830
10 -	29.569	41.344	21.596	1:32.509	94.69	1.534	10:51:56.339

P6 17		Philip BAKER		BMW S1000RR - R & M plant Theo & Debbie			
IDEAL LAP TIME : 1:30.709		BEST LAP TIME : 1:30.782		DIFFERENCE : 0.073			
LAP	SECTOR 1	SECTOR 2	SECTOR 3	LAP TIME	MPH	DIFF	TIME OF DAY
1 -		42.281	22.036	1:39.890	87.69	9.108	10:38:13.233
2 -	29.093	40.914	21.492	1:31.499	95.73	0.717	10:39:44.732
3 -	29.160	41.238	21.353	1:31.751	95.47	0.969	10:41:16.483
4 -	29.335	41.282	21.523	1:32.140	95.07	1.358	10:42:48.623
5 -	29.079	40.898	21.440	1:31.417	95.82	0.635	10:44:20.040
6 -	29.093	40.909	21.287	1:31.289 (2)	95.95	0.507	10:45:51.329
7 -	29.098	41.149	21.424	1:31.671	95.55	0.889	10:47:23.000
8 -	29.375	40.843	21.135	1:31.353 (3)	95.89	0.571	10:48:54.353
9 -	29.159	40.980	21.229	1:31.368	95.87	0.586	10:50:25.721
10 -	29.152	40.552	21.078	1:30.782 (1)	96.49		10:51:56.503

P7 711		Ritchie THORNTON		Kawasaki ZX10R - Team 71			
IDEAL LAP TIME : 1:31.073		BEST LAP TIME : 1:31.231		DIFFERENCE : 0.158			
LAP	SECTOR 1	SECTOR 2	SECTOR 3	LAP TIME	MPH	DIFF	TIME OF DAY
1 -		42.182	22.117	1:39.543	88.00	8.312	10:38:12.886
2 -	29.104	41.075	21.450	1:31.629 (2)	95.60	0.398	10:39:44.515
3 -	29.084	41.376	21.429	1:31.889	95.33	0.658	10:41:16.404
4 -	29.955	41.564	21.436	1:32.955	94.23	1.724	10:42:49.359
5 -	29.305	41.160	21.402	1:31.867	95.35	0.636	10:44:21.226
6 -	29.555	41.153	21.375	1:32.083	95.12	0.852	10:45:53.309
7 -	29.513	41.129	21.472	1:32.114	95.09	0.883	10:47:25.423
8 -	29.502	41.080	21.442	1:32.024	95.19	0.793	10:48:57.447
9 -	29.318	41.079	21.258	1:31.655 (3)	95.57	0.424	10:50:29.102
10 -	28.980	40.835	21.416	1:31.231 (1)	96.01		10:52:00.333

P8 2		Peter BAKER		Kawasaki ZX10R - Dodfrey Engineering			
IDEAL LAP TIME : 1:31.567		BEST LAP TIME : 1:31.848		DIFFERENCE : 0.281			
LAP	SECTOR 1	SECTOR 2	SECTOR 3	LAP TIME	MPH	DIFF	TIME OF DAY
1 -		40.980	21.434	1:37.674	89.68	5.826	10:38:11.017
2 -	29.510	41.484	21.533	1:32.527	94.67	0.679	10:39:43.544
3 -	29.608	41.486	21.676	1:32.770	94.42	0.922	10:41:16.314
4 -	29.828	41.519	21.516	1:32.863	94.33	1.015	10:42:49.177
5 -	29.295	41.062	21.491	1:31.848 (1)	95.37		10:44:21.025
6 -	29.495	41.140	21.505	1:32.140	95.07	0.292	10:45:53.165
7 -	29.233	41.168	21.613	1:32.014 (3)	95.20	0.166	10:47:25.179
8 -	29.403	41.025	21.512	1:31.940 (2)	95.27	0.092	10:48:57.119
9 -	29.277	41.981	21.354	1:32.612	94.58	0.764	10:50:29.731
10 -	29.356	41.445	21.543	1:32.344	94.86	0.496	10:52:02.075

Weather / Track : Sunny / Dry

Brands Hatch GP

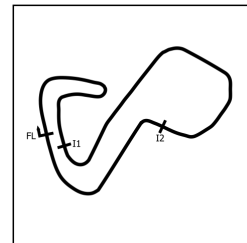
Circuit Length = 2.4332 miles

Start: 10:36 Flag 10:51 End: 10:53

BMCRC - MRO Championships 2021 - Rnd 4 @ Brands Hatch GP

Reactive Parts MRO Powerbikes inc Clubman 1000

RACE 1 - SECTOR ANALYSIS



SECTOR 1 = FL to I1, SECTOR 2 = I1 to I2, SECTOR 3 = I2 to FL, DIFF = Difference To Personal Best Lap, P = Crossed Finish Line in Pit Lane, D = Time Disallowed

P9 98		Rick DICKINSON		BMW S1000RR - MotorcycleRaceParts.co.uk			
IDEAL LAP TIME : 1:32.397		BEST LAP TIME : 1:32.684		DIFFERENCE : 0.287			
LAP	SECTOR 1	SECTOR 2	SECTOR 3	LAP TIME	MPH	DIFF	TIME OF DAY
1 -		43.053	22.134	1:41.895	85.96	9.211	10:38:15.238
2 -	29.993	41.756	21.681	1:33.430	93.75	0.746	10:39:48.668
3 -	29.941	41.476	21.703	1:33.120	94.07	0.436	10:41:21.788
4 -	29.822	41.324	21.538	1:32.684 (1)	94.51		10:42:54.472
5 -	29.557	41.689	22.031	1:33.277	93.91	0.593	10:44:27.749
6 -	29.703	41.302	21.822	1:32.827 (2)	94.36	0.143	10:46:00.576
7 -	29.983	41.618	21.608	1:33.209	93.98	0.525	10:47:33.785
8 -	29.799	41.541	21.729	1:33.069 (3)	94.12	0.385	10:49:06.854
9 -	29.780	41.673	21.764	1:33.217	93.97	0.533	10:50:40.071
10 -	30.135	41.458	21.610	1:33.203	93.98	0.519	10:52:13.274

P10 52		Ben COTGROVE		Yamaha R1 - MFR			
IDEAL LAP TIME : 1:32.488		BEST LAP TIME : 1:32.667		DIFFERENCE : 0.179			
LAP	SECTOR 1	SECTOR 2	SECTOR 3	LAP TIME	MPH	DIFF	TIME OF DAY
1 -		42.841	22.067	1:40.496	87.16	7.829	10:38:13.839
2 -	29.322	41.758	21.587	1:32.667 (1)	94.53		10:39:46.506
3 -	29.473	41.924	21.710	1:33.107 (3)	94.08	0.440	10:41:19.613
4 -	30.177	41.859	21.622	1:33.658	93.53	0.991	10:42:53.271
5 -	29.850	42.602	22.118	1:34.570	92.62	1.903	10:44:27.841
6 -	29.908	41.816	21.547	1:33.271	93.91	0.604	10:46:01.112
7 -	29.883	41.619	21.702	1:33.204	93.98	0.537	10:47:34.316
8 -	29.983	41.768	21.593	1:33.344	93.84	0.677	10:49:07.660
9 -	29.774	41.658	21.606	1:33.038 (2)	94.15	0.371	10:50:40.698
10 -	29.839	41.689	21.779	1:33.307	93.88	0.640	10:52:14.005

P11 232		Matt WETHERELL		Suzuki GSXR - MSG Racing/Lamonde.com/FWR Tyres			
IDEAL LAP TIME : 1:32.184		BEST LAP TIME : 1:32.540		DIFFERENCE : 0.356			
LAP	SECTOR 1	SECTOR 2	SECTOR 3	LAP TIME	MPH	DIFF	TIME OF DAY
1 -		43.614	22.091	1:42.759	85.24	10.219	10:38:16.102
2 -	30.297	41.887	21.714	1:33.898	93.29	1.358	10:39:50.000
3 -	29.695	41.596	22.011	1:33.302	93.88	0.762	10:41:23.302
4 -	29.535	41.388	21.617	1:32.540 (1)	94.66		10:42:55.842
5 -	29.398	41.739	21.486	1:32.623 (2)	94.57	0.083	10:44:28.465
6 -	29.486	41.822	21.673	1:32.981	94.21	0.441	10:46:01.446
7 -	29.916	41.615	21.398	1:32.929	94.26	0.389	10:47:34.375
8 -	29.645	41.720	21.527	1:32.892 (3)	94.30	0.352	10:49:07.267
9 -	29.678	41.599	21.836	1:33.113	94.07	0.573	10:50:40.380
10 -	30.819	41.699	21.468	1:33.986	93.20	1.446	10:52:14.366

P12 33		Michael NEEVES		BMW S1000RR - Prime Factors Racing			
IDEAL LAP TIME : 1:32.166		BEST LAP TIME : 1:32.517		DIFFERENCE : 0.351			
LAP	SECTOR 1	SECTOR 2	SECTOR 3	LAP TIME	MPH	DIFF	TIME OF DAY
1 -		44.034	22.600	1:43.686	84.48	11.169	10:38:17.029
2 -	30.068	41.819	21.682	1:33.569	93.61	1.052	10:39:50.598
3 -	29.939	41.833	21.519	1:33.291	93.89	0.774	10:41:23.889
4 -	29.721	41.340	21.487	1:32.548 (3)	94.65	0.031	10:42:56.437
5 -	29.796	41.449	21.551	1:32.796	94.39	0.279	10:44:29.233
6 -	29.722	41.470	21.325	1:32.517 (1)	94.68		10:46:01.750
7 -	30.109	41.968	21.459	1:33.536	93.65	1.019	10:47:35.286
8 -	29.501	41.677	21.339	1:32.517 (1)	94.68		10:49:07.803
9 -	29.837	41.666	21.508	1:33.011	94.18	0.494	10:50:40.814
10 -	30.549	41.946	21.658	1:34.153	93.03	1.636	10:52:14.967

Weather / Track : Sunny / Dry

Brands Hatch GP

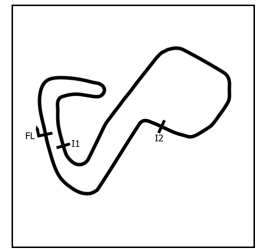
Circuit Length = 2.4332 miles

Start: 10:36 Flag 10:51 End: 10:53

BMCRC - MRO Championships 2021 - Rnd 4 @ Brands Hatch GP

Reactive Parts MRO Powerbikes inc Clubman 1000

RACE 1 - SECTOR ANALYSIS



SECTOR 1 = FL to I1, SECTOR 2 = I1 to I2, SECTOR 3 = I2 to FL, DIFF = Difference To Personal Best Lap, P = Crossed Finish Line in Pit Lane, D = Time Disallowed

P13 177		Ryan WARRINGTON		Kawasaki ZX10R - RWarrington Carpentry			
IDEAL LAP TIME : 1:31.951		BEST LAP TIME : 1:31.952		DIFFERENCE : 0.001			
LAP	SECTOR 1	SECTOR 2	SECTOR 3	LAP TIME	MPH	DIFF	TIME OF DAY
1 -		43.602	22.417	1:42.570	85.40	10.618	10:38:15.913
2 -	30.854	42.474	21.704	1:35.032	92.17	3.080	10:39:50.945
3 -	29.977	41.898	21.778	1:33.653	93.53	1.701	10:41:24.598
4 -	29.792	41.913	21.456	1:33.161	94.02	1.209	10:42:57.759
5 -	29.231	41.278	21.443	1:31.952 (1)	95.26		10:44:29.711
6 -	29.625	41.451	21.750	1:32.826 (3)	94.36	0.874	10:46:02.537
7 -	29.696	41.902	21.442	1:33.040	94.15	1.088	10:47:35.577
8 -	29.590	41.400	21.596	1:32.586 (2)	94.61	0.634	10:49:08.163
9 -	29.843	41.581	21.685	1:33.109	94.08	1.157	10:50:41.272
10 -	29.822	42.396	22.103	1:34.321	92.87	2.369	10:52:15.593

P14 58 C		Kenny FRETWELL		Yamaha R1 - Polished Concrete London			
IDEAL LAP TIME : 1:32.691		BEST LAP TIME : 1:32.854		DIFFERENCE : 0.163			
LAP	SECTOR 1	SECTOR 2	SECTOR 3	LAP TIME	MPH	DIFF	TIME OF DAY
1 -		43.298	22.438	1:43.801	84.39	10.947	10:38:17.144
2 -	30.342	42.531	21.630	1:34.503	92.69	1.649	10:39:51.647
3 -	30.019	42.105	21.976	1:34.100	93.09	1.246	10:41:25.747
4 -	29.505	41.574	21.775	1:32.854 (1)	94.33		10:42:58.601
5 -	29.770	42.062	21.766	1:33.598	93.59	0.744	10:44:32.199
6 -	29.882	42.086	21.670	1:33.638	93.55	0.784	10:46:05.837
7 -	29.734	42.034	21.612	1:33.380 (2)	93.80	0.526	10:47:39.217
8 -	29.850	41.923	21.734	1:33.507	93.68	0.653	10:49:12.724
9 -	29.774	41.968	21.720	1:33.462 (3)	93.72	0.608	10:50:46.186
10 -	29.738	42.172	21.646	1:33.556	93.63	0.702	10:52:19.742

P15 83 C		Jason SIGGS		Yamaha R1 - J Siggs Construction			
IDEAL LAP TIME : 1:32.845		BEST LAP TIME : 1:33.291		DIFFERENCE : 0.446			
LAP	SECTOR 1	SECTOR 2	SECTOR 3	LAP TIME	MPH	DIFF	TIME OF DAY
1 -		43.448	22.655	1:43.640	84.52	10.349	10:38:16.983
2 -	30.267	42.209	21.994	1:34.470	92.72	1.179	10:39:51.453
3 -	30.341	42.140	22.133	1:34.614	92.58	1.323	10:41:26.067
4 -	29.809	41.331	22.151	1:33.291 (1)	93.89		10:42:59.358
5 -	29.613	42.249	21.904	1:33.766	93.42	0.475	10:44:33.124
6 -	29.937	41.780	21.901	1:33.618 (2)	93.57	0.327	10:46:06.742
7 -	29.913	41.726	22.019	1:33.658 (3)	93.53	0.367	10:47:40.400
8 -	29.958	42.039	22.223	1:34.220	92.97	0.929	10:49:14.620
9 -	30.150	42.631	22.610	1:35.391	91.83	2.100	10:50:50.011
10 -	29.905	41.981	22.401	1:34.287	92.90	0.996	10:52:24.298

P16 141		Ramone HUNTE		Yamaha R1 - my wallet.com			
IDEAL LAP TIME : 1:33.496		BEST LAP TIME : 1:33.756		DIFFERENCE : 0.260			
LAP	SECTOR 1	SECTOR 2	SECTOR 3	LAP TIME	MPH	DIFF	TIME OF DAY
1 -		43.620	23.002	1:44.817	83.57	11.061	10:38:18.160
2 -	30.303	42.224	22.385	1:34.912	92.29	1.156	10:39:53.072
3 -	30.299	42.046	22.128	1:34.473	92.72	0.717	10:41:27.545
4 -	30.238	41.780	22.190	1:34.208 (3)	92.98	0.452	10:43:01.753
5 -	29.997	41.717	22.138	1:33.852 (2)	93.33	0.096	10:44:35.605
6 -	30.077	42.172	22.234	1:34.483	92.71	0.727	10:46:10.088
7 -	30.157	42.349	22.205	1:34.711	92.49	0.955	10:47:44.799
8 -	29.827	41.977	21.952	1:33.756 (1)	93.43		10:49:18.555
9 -	30.068	41.997	22.256	1:34.321	92.87	0.565	10:50:52.876
10 -	30.169	42.540	22.280	1:34.989	92.21	1.233	10:52:27.865

Weather / Track : Sunny / Dry

Brands Hatch GP

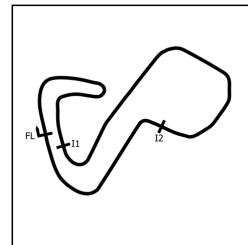
Circuit Length = 2.4332 miles

Start: 10:36 Flag 10:51 End: 10:53

BMCRC - MRO Championships 2021 - Rnd 4 @ Brands Hatch GP

Reactive Parts MRO Powerbikes inc Clubman 1000

RACE 1 - SECTOR ANALYSIS



SECTOR 1 = FL to I1, SECTOR 2 = I1 to I2, SECTOR 3 = I2 to FL, DIFF = Difference To Personal Best Lap, P = Crossed Finish Line in Pit Lane, D = Time Disallowed

P17 56		Mike SMITH		Kawasaki ZX10R - Smiffs Garage			
IDEAL LAP TIME : 1:32.341		BEST LAP TIME : 1:32.608		DIFFERENCE : 0.267			
LAP	SECTOR 1	SECTOR 2	SECTOR 3	LAP TIME	MPH	DIFF	TIME OF DAY
1 -		42.715	21.918	1:40.903	86.81	8.295	10:38:14.246
2 -	29.712	41.586	21.739	1:33.037	94.15	0.429	10:39:47.283
3 -	29.512	41.463	21.681	1:32.656 (2)	94.54	0.048	10:41:19.939
4 -	29.305	41.355	21.948	1:32.608 (1)	94.59		10:42:52.547
5 -	29.736	41.522	21.756	1:33.014 (3)	94.17	0.406	10:44:25.561
6 -	30.287	42.596	21.991	1:34.874	92.33	2.266	10:46:00.435
7 -	31.282	43.426	21.925	1:36.633	90.65	4.025	10:47:37.068
8 -	30.464	43.160	22.242	1:35.866	91.37	3.258	10:49:12.934
9 -	30.890	43.554	23.237	1:37.681	89.67	5.073	10:50:50.615
10 -	31.423	43.556	23.003	1:37.982	89.40	5.374	10:52:28.597

P18 88 C		Scott HALLIDAY		Suzuki GSXR 1000 - Performance fitness gym			
IDEAL LAP TIME : 1:33.483		BEST LAP TIME : 1:33.945		DIFFERENCE : 0.462			
LAP	SECTOR 1	SECTOR 2	SECTOR 3	LAP TIME	MPH	DIFF	TIME OF DAY
1 -		43.351	22.343	1:42.378	85.56	8.433	10:38:15.721
2 -	30.761	42.163	21.795	1:34.719	92.48	0.774	10:39:50.440
3 -	29.856	41.847	22.242	1:33.945 (1)	93.24		10:41:24.385
4 -	29.841	41.878	22.367	1:34.086 (2)	93.10	0.141	10:42:58.471
5 -	29.888	42.460	22.160	1:34.508 (3)	92.68	0.563	10:44:32.979
6 -	30.668	42.569	22.381	1:35.618	91.61	1.673	10:46:08.597
7 -	30.658	43.396	22.339	1:36.393	90.87	2.448	10:47:44.990
8 -	31.046	43.207	22.426	1:36.679	90.60	2.734	10:49:21.669
9 -	30.914	43.025	22.238	1:36.177	91.08	2.232	10:50:57.846
10 -	30.456	42.555	22.471	1:35.482	91.74	1.537	10:52:33.328

P19 710 C		Craig HENSTOCK		BMW S1000RR - Alheavy Ltd / Kronos Threat Management			
IDEAL LAP TIME : 1:33.790		BEST LAP TIME : 1:33.936		DIFFERENCE : 0.146			
LAP	SECTOR 1	SECTOR 2	SECTOR 3	LAP TIME	MPH	DIFF	TIME OF DAY
1 -		44.161	22.517	1:45.953	82.67	12.017	10:38:19.296
2 -	30.783	42.452	22.292	1:35.527	91.70	1.591	10:39:54.823
3 -	30.160	42.388	22.256	1:34.804	92.39	0.868	10:41:29.627
4 -	30.553	42.204	22.096	1:34.853	92.35	0.917	10:43:04.480
5 -	30.240	42.327	22.150	1:34.717	92.48	0.781	10:44:39.197
6 -	30.396	42.242	21.979	1:34.617 (3)	92.58	0.681	10:46:13.814
7 -	29.852	42.232	22.185	1:34.269 (2)	92.92	0.333	10:47:48.083
8 -	29.741	42.070	22.125	1:33.936 (1)	93.25		10:49:22.019
9 -	30.844	42.909	22.386	1:36.139	91.11	2.203	10:50:58.158
10 -	30.543	42.723	22.247	1:35.513	91.71	1.577	10:52:33.671

P20 129 C		Cecil DINSMORE		Suzuki GSXR 1000 - KnC Motorsport			
IDEAL LAP TIME : 1:34.262		BEST LAP TIME : 1:34.542		DIFFERENCE : 0.280			
LAP	SECTOR 1	SECTOR 2	SECTOR 3	LAP TIME	MPH	DIFF	TIME OF DAY
1 -		43.847	23.019	1:44.550	83.78	10.008	10:38:17.893
2 -	31.131	42.447	22.467	1:36.045	91.20	1.503	10:39:53.938
3 -	30.750	42.387	22.417	1:35.554	91.67	1.012	10:41:29.492
4 -	30.575	42.092	22.445	1:35.112	92.10	0.570	10:43:04.604
5 -	30.581	42.164	22.115	1:34.860 (3)	92.34	0.318	10:44:39.464
6 -	30.491	43.048	22.582	1:36.121	91.13	1.579	10:46:15.585
7 -	30.105	42.366	22.071	1:34.542 (1)	92.65		10:47:50.127
8 -	30.376	42.338	22.065	1:34.779 (2)	92.42	0.237	10:49:24.906
9 -	30.290	42.489	22.089	1:34.868	92.33	0.326	10:50:59.774
10 -	30.310	42.532	22.218	1:35.060	92.15	0.518	10:52:34.834

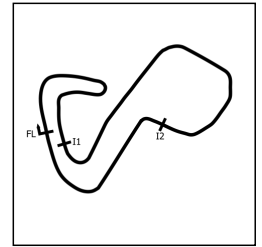
Weather / Track : Sunny / Dry

Brands Hatch GP
Circuit Length = 2.4332 miles
Start: 10:36 Flag 10:51 End: 10:53

BMCRC - MRO Championships 2021 - Rnd 4 @ Brands Hatch GP

Reactive Parts MRO Powerbikes inc Clubman 1000

RACE 1 - SECTOR ANALYSIS



SECTOR 1 = FL to I1, SECTOR 2 = I1 to I2, SECTOR 3 = I2 to FL, DIFF = Difference To Personal Best Lap, P = Crossed Finish Line in Pit Lane, D = Time Disallowed

P21 11		Andrew SAUNDERS		Suzuki GSXR - SDC PERFORMANCE			
IDEAL LAP TIME : 1:34.354		BEST LAP TIME : 1:34.632		DIFFERENCE : 0.278			
LAP	SECTOR 1	SECTOR 2	SECTOR 3	LAP TIME	MPH	DIFF	TIME OF DAY
1 -		43.736	23.116	1:45.455	83.06	10.823	10:38:18.798
2 -	30.834	42.455	22.278	1:35.567	91.66	0.935	10:39:54.365
3 -	30.605	42.509	22.348	1:35.462	91.76	0.830	10:41:29.827
4 -	30.640	42.110	22.236	1:34.986	92.22	0.354	10:43:04.813
5 -	30.674	42.131	22.300	1:35.105	92.10	0.473	10:44:39.918
6 -	30.451	42.877	22.633	1:35.961	91.28	1.329	10:46:15.879
7 -	30.261	42.218	22.153	1:34.632 (1)	92.56		10:47:50.511
8 -	30.239	42.264	22.283	1:34.786 (3)	92.41	0.154	10:49:25.297
9 -	30.408	42.271	22.005	1:34.684 (2)	92.51	0.052	10:50:59.981
10 -	30.481	42.327	22.356	1:35.164	92.04	0.532	10:52:35.145

P22 50 C		Dan WELFORD		Suzuki GSXR 1000 - Sussex Security Installations			
IDEAL LAP TIME : 1:34.623		BEST LAP TIME : 1:35.334		DIFFERENCE : 0.711			
LAP	SECTOR 1	SECTOR 2	SECTOR 3	LAP TIME	MPH	DIFF	TIME OF DAY
1 -		44.733	23.144	1:47.089	81.79	11.755	10:38:20.432
2 -	31.561	43.020	22.375	1:36.956	90.34	1.622	10:39:57.388
3 -	30.405	43.232	21.925	1:35.562 (2)	91.66	0.228	10:41:32.950
4 -	30.275	43.306	22.086	1:35.667 (3)	91.56	0.333	10:43:08.617
5 -	30.549	43.287	22.340	1:36.176	91.08	0.842	10:44:44.793
6 -	30.478	42.423	22.433	1:35.334 (1)	91.88		10:46:20.127
7 -	30.588	43.186	22.319	1:36.093	91.16	0.759	10:47:56.220
8 -	30.418	43.710	22.400	1:36.528	90.74	1.194	10:49:32.748
9 -	30.541	43.378	22.599	1:36.518	90.75	1.184	10:51:09.266
10 -	30.687	42.784	22.632	1:36.103	91.15	0.769	10:52:45.369

P23 275 C		Mark WILBY		Suzuki GSXR1000 -			
IDEAL LAP TIME : 1:34.782		BEST LAP TIME : 1:34.986		DIFFERENCE : 0.204			
LAP	SECTOR 1	SECTOR 2	SECTOR 3	LAP TIME	MPH	DIFF	TIME OF DAY
1 -		44.902	22.991	1:46.843	81.98	11.857	10:38:20.186
2 -	32.243	43.529	22.523	1:38.295	89.11	3.309	10:39:58.481
3 -	31.056	42.900	22.415	1:36.371	90.89	1.385	10:41:34.852
4 -	30.982	42.575	22.123	1:35.680	91.55	0.694	10:43:10.532
5 -	30.774	42.550	22.039	1:35.363 (3)	91.85	0.377	10:44:45.895
6 -	30.774	42.695	22.451	1:35.920	91.32	0.934	10:46:21.815
7 -	30.798	42.206	22.134	1:35.138 (2)	92.07	0.152	10:47:56.953
8 -	30.739	44.056	22.928	1:37.723	89.63	2.737	10:49:34.676
9 -	30.654	42.363	21.969	1:34.986 (1)	92.22		10:51:09.662
10 -	30.607	42.428	22.688	1:35.723	91.51	0.737	10:52:45.385

P24 277 C		Adrian AVERRE		Ducati PANIGALE V4 - Ryders Alley Racing			
IDEAL LAP TIME : 1:35.628		BEST LAP TIME : 1:35.847		DIFFERENCE : 0.219			
LAP	SECTOR 1	SECTOR 2	SECTOR 3	LAP TIME	MPH	DIFF	TIME OF DAY
1 -		44.267	22.846	1:45.710	82.86	9.863	10:38:19.053
2 -	30.906	43.707	22.234	1:36.847	90.45	1.000	10:39:55.900
3 -	30.663	42.961	22.223	1:35.847 (1)	91.39		10:41:31.747
4 -	30.815	43.114	22.407	1:36.336	90.93	0.489	10:43:08.083
5 -	30.877	43.225	22.364	1:36.466	90.80	0.619	10:44:44.549
6 -	31.039	42.898	22.067	1:36.004 (2)	91.24	0.157	10:46:20.553
7 -	30.774	43.076	22.296	1:36.146 (3)	91.10	0.299	10:47:56.699
8 -	30.830	43.977	22.670	1:37.477	89.86	1.630	10:49:34.176
9 -	30.746	43.401	22.137	1:36.284	90.97	0.437	10:51:10.460
10 -	31.066	43.150	22.467	1:36.683	90.60	0.836	10:52:47.143

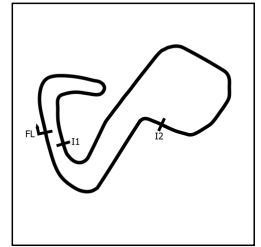
Weather / Track : Sunny / Dry

Brands Hatch GP

Circuit Length = 2.4332 miles

Start: 10:36 Flag 10:51 End: 10:53

BMCRC - MRO Championships 2021 - Rnd 4 @ Brands Hatch GP



Reactive Parts MRO Powerbikes inc Clubman 1000

RACE 1 - SECTOR ANALYSIS

SECTOR 1 = FL to I1, SECTOR 2 = I1 to I2, SECTOR 3 = I2 to FL, DIFF = Difference To Personal Best Lap, P = Crossed Finish Line in Pit Lane, D = Time Disallowed

P25 148 C		Aaron COLLINS		BMW S1000RR - Precision installations			
IDEAL LAP TIME : 1:35.735		BEST LAP TIME : 1:35.735		DIFFERENCE : 0.000			
LAP	SECTOR 1	SECTOR 2	SECTOR 3	LAP TIME	MPH	DIFF	TIME OF DAY
1 -		44.616	22.760	1:46.987	81.87	11.252	10:38:20.330
2 -	31.011	43.242	22.265	1:36.518	90.75	0.783	10:39:56.848
3 -	30.637	43.067	22.414	1:36.118 (2)	91.13	0.383	10:41:32.966
4 -	30.936	43.069	22.292	1:36.297 (3)	90.96	0.562	10:43:09.263
5 -	30.609	42.892	22.234	1:35.735 (1)	91.50		10:44:44.998
6 -	30.987	43.255	22.665	1:36.907	90.39	1.172	10:46:21.905
7 -	31.180	43.726	22.771	1:37.677	89.68	1.942	10:47:59.582
8 -	31.055	43.806	22.597	1:37.458	89.88	1.723	10:49:37.040
9 -	32.156	43.543	22.570	1:38.269	89.14	2.534	10:51:15.309
10 -	31.265	44.149	22.906	1:38.320	89.09	2.585	10:52:53.629

P26 4		Chad HASHMI		BMW S1000 -			
IDEAL LAP TIME : 1:34.525		BEST LAP TIME : 1:34.738		DIFFERENCE : 0.213			
LAP	SECTOR 1	SECTOR 2	SECTOR 3	LAP TIME	MPH	DIFF	TIME OF DAY
1 -		43.926	23.210	1:45.369	83.13	10.631	10:38:18.712
2 -	30.435	42.640	22.040	1:35.115 (3)	92.09	0.377	10:39:53.827
3 -	30.176	42.381	22.897	1:35.454	91.77	0.716	10:41:29.281
4 -	30.201	42.345	22.192	1:34.738 (1)	92.46		10:43:04.019
5 -	30.474	42.309	22.225	1:35.008 (2)	92.20	0.270	10:44:39.027
6 -	30.504	43.385	22.927	1:36.816	90.47	2.078	10:46:15.843
7 -	31.839	43.792	23.126	1:38.757	88.70	4.019	10:47:54.600
8 -	31.725	44.954	23.421	1:40.100	87.51	5.362	10:49:34.700
9 -	32.212	44.671	23.657	1:40.540	87.12	5.802	10:51:15.240
10 -	32.132	45.975	24.209	1:42.316	85.61	7.578	10:52:57.556

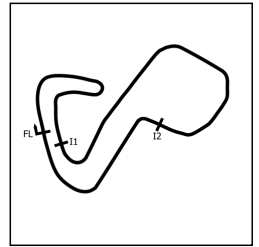
P27 46 C		Simon GATES		Kawasaki ZX10R - Team Kawafati			
IDEAL LAP TIME : 1:36.361		BEST LAP TIME : 1:36.465		DIFFERENCE : 0.104			
LAP	SECTOR 1	SECTOR 2	SECTOR 3	LAP TIME	MPH	DIFF	TIME OF DAY
1 -		44.756	23.388	1:48.813	80.50	12.348	10:38:22.156
2 -	31.911	44.116	22.587	1:38.614	88.82	2.149	10:40:00.770
3 -	31.504	43.841	22.910	1:38.255	89.15	1.790	10:41:39.025
4 -	31.570	43.605	22.377	1:37.552	89.79	1.087	10:43:16.577
5 -	31.635	43.383	22.365	1:37.383 (3)	89.95	0.918	10:44:53.960
6 -	31.555	43.859	22.215	1:37.629	89.72	1.164	10:46:31.589
7 -	31.710	43.952	22.420	1:38.082	89.31	1.617	10:48:09.671
8 -	31.492	43.488	22.461	1:37.441	89.89	0.976	10:49:47.112
9 -	31.598	43.037	22.443	1:37.078 (2)	90.23	0.613	10:51:24.190
10 -	31.207	42.939	22.319	1:36.465 (1)	90.80		10:53:00.655

P28 45 C		Tom STEVENS		Ducati 959 -			
IDEAL LAP TIME : 1:36.746		BEST LAP TIME : 1:36.917		DIFFERENCE : 0.171			
LAP	SECTOR 1	SECTOR 2	SECTOR 3	LAP TIME	MPH	DIFF	TIME OF DAY
1 -		44.933	23.641	1:48.753	80.54	11.836	10:38:22.096
2 -	31.441	44.091	23.087	1:38.619	88.82	1.702	10:40:00.715
3 -	31.323	44.216	23.244	1:38.783	88.67	1.866	10:41:39.498
4 -	32.165	43.756	22.694	1:38.615	88.82	1.698	10:43:18.113
5 -	31.164	43.062	22.966	1:37.192	90.12	0.275	10:44:55.305
6 -	31.212	43.103	22.770	1:37.085 (3)	90.22	0.168	10:46:32.390
7 -	31.330	43.052	22.628	1:37.010 (2)	90.29	0.093	10:48:09.400
8 -	31.066	43.469	23.121	1:37.656	89.70	0.739	10:49:47.056
9 -	31.267	43.747	22.654	1:37.668	89.68	0.751	10:51:24.724
10 -	31.077	43.198	22.642	1:36.917 (1)	90.38		10:53:01.641

Weather / Track : Sunny / Dry

Brands Hatch GP
Circuit Length = 2.4332 miles
Start: 10:36 Flag 10:51 End: 10:53

BMCRC - MRO Championships 2021 - Rnd 4 @ Brands Hatch GP



Reactive Parts MRO Powerbikes inc Clubman 1000

RACE 1 - SECTOR ANALYSIS

SECTOR 1 = FL to I1, SECTOR 2 = I1 to I2, SECTOR 3 = I2 to FL, DIFF = Difference To Personal Best Lap, P = Crossed Finish Line in Pit Lane, D = Time Disallowed

P29 333		Andrew HOUGHTON		Yamaha R1 -			
IDEAL LAP TIME : 1:36.383		BEST LAP TIME : 1:36.386		DIFFERENCE : 0.003			
LAP	SECTOR 1	SECTOR 2	SECTOR 3	LAP TIME	MPH	DIFF	TIME OF DAY
1 -		44.611	23.191	1:48.965	80.39	12.579	10:38:22.308
2 -	31.990	44.059	22.601	1:38.650	88.79	2.264	10:40:00.958
3 -	31.875	43.666	22.800	1:38.341	89.07	1.955	10:41:39.299
4 -	31.614	43.510	22.274	1:37.398	89.93	1.012	10:43:16.697
5 -	31.858	43.263	22.227	1:37.348 (3)	89.98	0.962	10:44:54.045
6 -	31.082	43.346	22.664	1:37.092 (2)	90.22	0.706	10:46:31.137
7 -	31.200	43.575	22.676	1:37.451	89.88	1.065	10:48:08.588
8 -	31.473	43.664	22.624	1:37.761	89.60	1.375	10:49:46.349
9 -	34.271	45.367	22.792	1:42.430	85.52	6.044	10:51:28.779
10 -	31.064	43.092	22.230	1:36.386 (1)	90.88		10:53:05.165

P30 84		Tunc GUNERGUN		Aprilia RSV4 RF - 1 - BIKERSWORLD			
IDEAL LAP TIME : 1:37.598		BEST LAP TIME : 1:37.948		DIFFERENCE : 0.350			
LAP	SECTOR 1	SECTOR 2	SECTOR 3	LAP TIME	MPH	DIFF	TIME OF DAY
1 -		45.171	23.430	1:49.461	80.02	11.513	10:38:22.804
2 -	32.239	43.981	23.078	1:39.298	88.21	1.350	10:40:02.102
3 -	31.466	43.749	22.883	1:38.098	89.29	0.150	10:41:40.200
4 -	31.842	44.131	22.947	1:38.920	88.55	0.972	10:43:19.120
5 -	31.699	43.981	23.043	1:38.723	88.73	0.775	10:44:57.843
6 -	31.269	44.535	23.113	1:38.917	88.55	0.969	10:46:36.760
7 -	31.690	44.007	23.148	1:38.845	88.62	0.897	10:48:15.605
8 -	31.354	43.809	22.795	1:37.958 (2)	89.42	0.101	10:49:53.563
9 -	31.227	43.899	22.923	1:38.049 (3)	89.34	0.101	10:51:31.612
10 -	31.054	43.944	22.950	1:37.948 (1)	89.43		10:53:09.560

P31 51		Michael HOGARTH		Kawasaki ZX10 RR - WHR Racing			
IDEAL LAP TIME : 1:38.201		BEST LAP TIME : 1:38.600		DIFFERENCE : 0.399			
LAP	SECTOR 1	SECTOR 2	SECTOR 3	LAP TIME	MPH	DIFF	TIME OF DAY
1 -		44.888	23.398	1:48.159	80.99	9.559	10:38:21.502
2 -	31.960	43.905	23.122	1:38.987 (3)	88.49	0.387	10:40:00.489
3 -	31.277	44.069	23.332	1:38.678 (2)	88.77	0.078	10:41:39.167
4 -	32.141	44.152	23.333	1:39.626	87.92	1.026	10:43:18.793
5 -	31.628	43.802	23.170	1:38.600 (1)	88.84		10:44:57.393
6 -	31.353	43.977	23.786	1:39.116	88.37	0.516	10:46:36.509
7 -	31.617	43.878	23.980	1:39.475	88.06	0.875	10:48:15.984

P32 47		Daryl DANCE		Yamaha YZF R1 - 2 brothers scaffolding			
IDEAL LAP TIME : 1:33.990		BEST LAP TIME : 1:34.060		DIFFERENCE : 0.070			
LAP	SECTOR 1	SECTOR 2	SECTOR 3	LAP TIME	MPH	DIFF	TIME OF DAY
1 -		43.212	22.116	1:41.525 (2)	86.28	7.465	10:38:14.868
2 -	29.871	42.003	22.186	1:34.060 (1)	93.13		10:39:48.928

P33 20 C		Connor SWYER		Suzuki GSXR 1000 K6 - WSC Performace & Owkay clothing			
IDEAL LAP TIME : 1:41.480		BEST LAP TIME : 1:41.480		DIFFERENCE : 0.000			
LAP	SECTOR 1	SECTOR 2	SECTOR 3	LAP TIME	MPH	DIFF	TIME OF DAY
1 -		45.305	23.760	1:50.576 (2)	79.21	9.096	10:38:23.919
2 -	32.823	45.138	23.519	1:41.480 (1)	86.32		10:40:05.399

P34 43		Steve PALMER		Suzuki GSXR1000 K6 - K6/Mk1 Transit racing			
IDEAL LAP TIME :		BEST LAP TIME : 1:40.667		DIFFERENCE :			
LAP	SECTOR 1	SECTOR 2	SECTOR 3	LAP TIME	MPH	DIFF	TIME OF DAY
1 -		42.556	21.900	1:40.667 (1)	87.01		10:38:14.010

Weather / Track : Sunny / Dry

Brands Hatch GP

Circuit Length = 2.4332 miles

Start: 10:36 Flag 10:51 End: 10:53

BMCRC - MRO Championships 2021 - Rnd 4 @ Brands Hatch GP

Reactive Parts MRO Powerbikes inc Clubman 1000

RACE 1 - BEST SECTORS

SECTOR 1			SECTOR 2			SECTOR 3			IDEAL / BEST COMPARISON						
POS	NO	NAME	TIME	NO	NAME	TIME	NO	NAME	TIME	POS	NO	NAME	IDEAL	BEST	DIFF
												PERFECT LAP	1:29.917		
1	40	PATMORE	28.569	72	O'BRIEN	40.305	40	PATMORE	21.043	1	40	PATMORE	1:29.960	1:30.221	0.261
2	75	JOHNSON	28.574	40	PATMORE	40.348	72	O'BRIEN	21.066	2	75	JOHNSON	1:30.127	1:30.141	0.014
3	72	O'BRIEN	28.855	75	JOHNSON	40.398	17	BAKER	21.078	3	72	O'BRIEN	1:30.226	1:30.510	0.284
4	711	THORNTON	28.980	71	NORTON	40.403	75	JOHNSON	21.155	4	17	BAKER	1:30.709	1:30.782	0.073
5	48	WILSON	29.034	48	WILSON	40.548	71	NORTON	21.175	5	71	NORTON	1:30.719	1:30.975	0.256
6	17	BAKER	29.079	17	BAKER	40.552	48	WILSON	21.217	6	48	WILSON	1:30.799	1:30.819	0.020
7	71	NORTON	29.141	711	THORNTON	40.835	711	THORNTON	21.258	7	711	THORNTON	1:31.073	1:31.231	0.158
8	177	WARRINGTON	29.231	2	BAKER	40.980	33	NEEVES	21.325	8	2	BAKER	1:31.567	1:31.848	0.281
9	2	BAKER	29.233	177	WARRINGTON	41.278	2	BAKER	21.354	9	177	WARRINGTON	1:31.951	1:31.952	0.001
10	56	SMITH	29.305	98	DICKINSON	41.302	232	WETHERELL	21.398	10	33	NEEVES	1:32.166	1:32.517	0.351
11	52	COTGROVE	29.322	83	SIGGS	41.331	177	WARRINGTON	21.442	11	232	WETHERELL	1:32.184	1:32.540	0.356
12	232	WETHERELL	29.398	33	NEEVES	41.340	98	DICKINSON	21.538	12	56	SMITH	1:32.341	1:32.608	0.267
13	33	NEEVES	29.501	56	SMITH	41.355	52	COTGROVE	21.547	13	98	DICKINSON	1:32.397	1:32.684	0.287
14	58	FRETWELL	29.505	232	WETHERELL	41.388	58	FRETWELL	21.612	14	52	COTGROVE	1:32.488	1:32.667	0.179
15	98	DICKINSON	29.557	58	FRETWELL	41.574	56	SMITH	21.681	15	58	FRETWELL	1:32.691	1:32.854	0.163
16	83	SIGGS	29.613	52	COTGROVE	41.619	88	HALLIDAY	21.795	16	83	SIGGS	1:32.845	1:33.291	0.446
17	710	HENSTOCK	29.741	141	HUNTE	41.717	43	PALMER	21.900	17	88	HALLIDAY	1:33.483	1:33.945	0.462
18	141	HUNTE	29.827	88	HALLIDAY	41.847	83	SIGGS	21.901	18	141	HUNTE	1:33.496	1:33.756	0.260
19	88	HALLIDAY	29.841	47	DANCE	42.003	50	WELFORD	21.925	19	710	HENSTOCK	1:33.790	1:33.936	0.146
20	47	DANCE	29.871	710	HENSTOCK	42.070	141	HUNTE	21.952	20	47	DANCE	1:33.990	1:34.060	0.070
21	129	DINSMORE	30.105	129	DINSMORE	42.092	275	WILBY	21.969	21	129	DINSMORE	1:34.262	1:34.542	0.280
22	4	HASHMI	30.176	11	SAUNDERS	42.110	710	HENSTOCK	21.979	22	11	SAUNDERS	1:34.354	1:34.632	0.278
23	11	SAUNDERS	30.239	275	WILBY	42.206	11	SAUNDERS	22.005	23	4	HASHMI	1:34.525	1:34.738	0.213
24	50	WELFORD	30.275	4	HASHMI	42.309	4	HASHMI	22.040	24	50	WELFORD	1:34.623	1:35.334	0.711
25	275	WILBY	30.607	50	WELFORD	42.423	129	DINSMORE	22.065	25	275	WILBY	1:34.782	1:34.986	0.204
26	148	COLLINS	30.609	43	PALMER	42.556	277	AVERRE	22.067	26	277	AVERRE	1:35.628	1:35.847	0.219
27	277	AVERRE	30.663	148	COLLINS	42.892	47	DANCE	22.116	27	148	COLLINS	1:35.735	1:35.735	0.000
28	84	GUNERGUN	31.054	277	AVERRE	42.898	46	GATES	22.215	28	46	GATES	1:36.361	1:36.465	0.104
29	333	HOUGHTON	31.064	46	GATES	42.939	333	HOUGHTON	22.227	29	333	HOUGHTON	1:36.383	1:36.386	0.003
30	45	STEVENS	31.066	45	STEVENS	43.052	148	COLLINS	22.234	30	45	STEVENS	1:36.746	1:36.917	0.171
31	46	GATES	31.207	333	HOUGHTON	43.092	45	STEVENS	22.628	31	84	GUNERGUN	1:37.598	1:37.948	0.350
32	51	HOGARTH	31.277	84	GUNERGUN	43.749	84	GUNERGUN	22.795	32	51	HOGARTH	1:38.201	1:38.600	0.399
33	20	SWYER	32.823	51	HOGARTH	43.802	51	HOGARTH	23.122	33	20	SWYER	1:41.480	1:41.480	0.000
34				20	SWYER	45.138	20	SWYER	23.519	34	43	PALMER		1:40.667	
35															
36															

Weather / Track : Sunny / Dry

Brands Hatch GP

Circuit Length = 2.4332 miles

Start: 10:36 Flag 10:51 End: 10:53

Results can be found at www.tsl-timing.com

Printed - 10:54 Sunday, 18 July 2021

BMCRC - MRO Championships 2021 - Rnd 4 @ Brands Hatch GP

Reactive Parts MRO Powerbikes inc Clubman 1000

RACE 1 - STATISTICS

Competitors Started	35
Planned Start	2021-07-18 @ 10:25:00.000
Actual Start	2021-07-18 @ 10:36:33.342
Finish Time	2021-07-18 @ 10:51:43.242
Track Length	2.4332mi.
Total Laps	312
Total Distance Covered	759.1863mi.

Session Fastest Lap History

NO	CL	NAME	LAP TIME	TIME OF DAY	LAP	VEHICLE
40		Aiden PATMORE	1:35.158	10:38:08.530	1	BMW S1000RR
40		Aiden PATMORE	1:30.885	10:39:39.414	2	BMW S1000RR
48		Nicky WILSON	1:30.819	10:39:41.290	2	Suzuki GSXR 1000
40		Aiden PATMORE	1:30.653	10:41:10.067	3	BMW S1000RR
40		Aiden PATMORE	1:30.295	10:45:41.815	6	BMW S1000RR
75		Anthony JOHNSON	1:30.141	10:45:42.105	6	BMW S1000RR

Session Leader History

NO	CL	NAME	FROM LAP	LAPS LED	DISTANCE	VEHICLE
40		Aiden PATMORE	1	10	24.33 miles	BMW S1000RR

Flag History

TYPE	TIME OF DAY
GREEN	10:36:33.342
FINISH	10:51:43.242

Flag Statistics

TYPE	COUNT	TOTAL LAPS	TOTAL TIME
Green	1	10	16:57.160
Red	0	0	0.000
Safety Car	0	0	0.000
FCY	0	0	0.000

BMCRC - MRO Championships 2021 - Rnd 4 @ Brands Hatch GP

Reactive Parts MRO Powerbikes inc Clubman 1000

RACE 1 - STATISTICS

CLASS :

22 Starters

Fastest Lap History

NO	NAME	LAP TIME	TIME OF DAY	LAP	VEHICLE
40	Aiden PATMORE	1:35.158	10:38:08.530	1	BMW S1000RR
40	Aiden PATMORE	1:30.885	10:39:39.414	2	BMW S1000RR
48	Nicky WILSON	1:30.819	10:39:41.290	2	Suzuki GSXR 1000
40	Aiden PATMORE	1:30.653	10:41:10.067	3	BMW S1000RR
40	Aiden PATMORE	1:30.295	10:45:41.815	6	BMW S1000RR
75	Anthony JOHNSON	1:30.141	10:45:42.105	6	BMW S1000RR

Leader History

NO	NAME	FROM LAP	LAPS LED	DISTANCE	VEHICLE
40	Aiden PATMORE	1	10	24.33 miles	BMW S1000RR

BMCRC - MRO Championships 2021 - Rnd 4 @ Brands Hatch GP

Reactive Parts MRO Powerbikes inc Clubman 1000

RACE 1 - STATISTICS

CLASS : C

13 Starters

Fastest Lap History

NO	NAME	LAP TIME	TIME OF DAY	LAP	VEHICLE
88	Scott HALLIDAY	1:42.378	10:38:15.746	1	Suzuki GSXR 1000
88	Scott HALLIDAY	1:34.719	10:39:50.468	2	Suzuki GSXR 1000
83	Jason SIGGS	1:34.470	10:39:51.481	2	Yamaha R1
88	Scott HALLIDAY	1:33.945	10:41:24.409	3	Suzuki GSXR 1000
58	Kenny FRETWELL	1:32.854	10:42:58.628	4	Yamaha R1

Leader History

NO	NAME	FROM LAP	LAPS LED	DISTANCE	VEHICLE
88	Scott HALLIDAY	1	4	9.73 miles	Suzuki GSXR 1000
58	Kenny FRETWELL	5	6	14.59 miles	Yamaha R1

Weather / Track : Sunny / Dry

Results can be found at www.tsl-timing.com

Page 3 of 3

Brands Hatch GP
Circuit Length = 2.4332 miles
Start: 10:36 Flag 10:51 End: 10:53

Printed - 10:54 Sunday, 18 July 2021

BMCRC - MRO Championships 2021 - Rnd 4 @ Brands Hatch GP

Reactive Parts MRO Powerbikes inc Clubman 1000

RACE 11 - GRID (10 Laps)



ROW 14	42		41		40	333 Andrew HOUGHTON	1:36.386		
ROW 13		39	36 Joe BALDRY		38	78 Jamie THOMAS	37	82 Adrian LEWIS	
ROW 12	36	211 Nick WHITCHER		35	9 Luke DIXON		34	8 John BUTLER	
ROW 11			33	20 Connor SWYER		32	43 Steve PALMER	31	51 Michael HOGARTH
ROW 10	30	84 Tunc GUNERGUN		29	45 Tom STEVENS		28	46 Simon GATES	
ROW 9			27	277 Adrian AVERRE		26	148 Aaron COLLINS	25	50 Dan WELFORD
ROW 8	24	275 Mark WILBY		23	4 Chad HASHMI		22	11 Andrew SAUNDERS	
ROW 7			21	129 Cecil DINSMORE		20	47 Daryl DANCE	19	88 Scott HALLIDAY
ROW 6	18	710 Craig HENSTOCK		17	141 Ramone HUNTE		16	83 Jason SIGGS	
ROW 5			15	58 Kenny FRETWELL		14	98 Rick DICKINSON	13	52 Ben COTGROVE
ROW 4	12	56 Mike SMITH		11	232 Matt WETHERELL		10	33 Michael NEEVES	
ROW 3			9	177 Ryan WARRINGTON		8	2 Peter BAKER	7	711 Ritchie THORNTON
ROW 2	6	71 Tom NORTON		5	48 Nicky WILSON		4	17 Philip BAKER	
ROW 1			3	72 Michael O'BRIEN		2	40 Aiden PATMORE	1	75 Anthony JOHNSON

Pole

These results are provisional until the conclusion of any judicial and technical matters.

Brands Hatch GP
Circuit Length = 2.4332 miles

Clerk Of Course :	Stewards :	Timekeeper : Craig Smith
-------------------	------------	--------------------------

Results can be found at www.tsl-timing.com

Printed - 10:57 Sunday, 18 July 2021



BMCRC - MRO Championships 2021 - Rnd 4 @ Brands Hatch GP

Reactive Parts MRO Powerbikes inc Clubman 1000

RACE 11 - CLASSIFICATION



POS	NO	CL	PIC NAME	ENTRY	LAPS	TIME	GAP	DIFF	MPH	BEST	ON
1	40		Aiden PATMORE	BMW S1000RR - TBR performance/Iris Rigging	6	9:08.136			95.88	1:30.027	5
2	72		Michael O'BRIEN	Yamaha R1 -	6	9:10.052	1.916	1.916	95.55	1:29.807	2
3	75		Anthony JOHNSON	BMW S1000RR - Wallace & Barr Classic M/cycles	6	9:11.381	3.245	1.329	95.32	1:30.277	6
4	17		Philip BAKER	BMW S1000RR - R & M plant Theo & Debbie	6	9:17.001	8.865	5.620	94.36	1:31.707	6
5	71		Tom NORTON	Kawasaki ZX10 -	6	9:20.168	12.032	3.167	93.82	1:31.801	2
6	711		Ritchie THORNTON	Kawasaki ZX10R - Team 71	6	9:20.400	12.264	0.232	93.78	1:32.004	2
7	2		Peter BAKER	Kawasaki ZX10R - Dodfrey Engineering	6	9:24.898	16.762	4.498	93.04	1:32.074	4
8	52		Ben COTGROVE	Yamaha R1 - MFR	6	9:25.036	16.900	0.138	93.01	1:32.721	4
9	33		Michael NEEVES	BMW S1000RR - Prime Factors Racing	6	9:25.206	17.070	0.170	92.99	1:32.328	4
10	98		Rick DICKINSON	BMW S1000RR - MotorcycleRaceParts.co.uk	6	9:25.716	17.580	0.510	92.90	1:32.538	2
11	8		John BUTLER	Suzuki GSXR1000 - Butler-Hills Ltd	6	9:34.023	25.887	8.307	91.56	1:33.475	4
12	232		Matt WETHERELL	Suzuki GSXR - MSG Racing/Lamonde.com/FWR T	6	9:34.544	26.408	0.521	91.47	1:34.009	4
13	58	C	Kenny FRETWELL	Yamaha R1 - Polished Concrete London	6	9:36.352	28.216	1.808	91.19	1:34.239	2
14	9	C	Luke DIXON	BMW S1000RR -	6	9:36.436	28.300	0.084	91.17	1:32.725	3
15	177*		Ryan WARRINGTON	Kawasaki ZX10R - RWarrington Carpentry	6	9:37.014	28.878	0.578	91.08	1:33.378	4
16	141		Ramone HUNTE	Yamaha R1 - my.wallet.com	6	9:43.565	35.429	6.551	90.06	1:35.134	5
17	4		Chad HASHMI	BMW S1000 -	6	9:43.704	35.568	0.139	90.04	1:34.872	5
18	277	C	Adrian AVERRE	Ducati PANIGALE V4 - Ryders Alley Racing	6	9:45.397	37.261	1.693	89.78	1:35.453	5
19	710	C	Craig HENSTOCK	BMW S1000RR - Alheavy Ltd / Kronos Threat Manz	6	9:45.884	37.748	0.487	89.70	1:35.396	6
20	148	C	Aaron COLLINS	BMW S1000RR - Precision installations	6	9:56.185	48.049	10.301	88.15	1:37.372	5
21	50	C	Dan WELFORD	Suzuki GSXR 1000 - Sussex Security Installations	6	9:56.644	48.508	0.459	88.09	1:37.507	2
22	46	C	Simon GATES	Kawasaki ZX10R - Team Kawafati	6	9:56.888	48.752	0.244	88.05	1:36.982	4
23	333		Andrew HOUGHTON	Yamaha R1 -	6	9:57.089	48.953	0.201	88.02	1:37.250	5
24	45	C	Tom STEVENS	Ducati 959 -	6	9:57.546	49.410	0.457	87.95	1:37.783	6
25	84		Tunc GUNERGUN	Aprilia RSV4 RF - 1 - BIKERSWORLD	6	10:11.539	1:03.403	13.993	85.94	1:40.313	4

NOT CLASSIFIED

DNF	56		Mike SMITH	Kawasaki ZX10R - Smiffs Garage	6	9:27.217	19.081		92.66	1:32.832	6
DNF	83	C	Jason SIGGS	Yamaha R1 - J Siggs Construction	5	7:58.363	1 Lap	1 Lap	91.56	1:33.957	2
DNF	88	C	Scott HALLIDAY	Suzuki GSXR 1000 - Performance fitness gym	4	6:24.568	2 Laps	1 Lap	91.11	1:33.887	3
DNF	47		Daryl DANCE	Yamaha YZF R1 - 2 brothers scaffolding	3	4:47.618	3 Laps	1 Lap	91.36	1:33.663	3
DNF	48		Nicky WILSON	Suzuki GSXR 1000 - Demon GP/Haslemere Motorc	2	3:08.541	4 Laps	1 Lap	92.92	1:31.584	2
DNF	211	C	Nick WHITCHER	Kawasaki ZX10R -	2	3:25.028	4 Laps	16.487	85.45	1:38.062	2

FASTEST LAP

72			Michael O'BRIEN	Yamaha R1 -	2	1:29.807		97.54 mph		156.97 kph
9	C		Luke DIXON	BMW S1000RR -	3	1:32.725		94.47 mph		152.03 kph

* Bike 177 - 10 second penalty - jump start
 Race stopped
 Class - 92.5% of Race Speed = 88.68 mph
 Class C - 92.5% of Race Speed = 84.35 mph

Weather / Track : Sunny / Dry

Brands Hatch GP: 2.4332 miles
 Race Distance: 6 Laps / 14.59 miles
 Start: 15:06 Flag 15:16 End: 15:17

Results can be found at www.tsl-timing.com

Printed - 15:20 Sunday, 18 July 2021



BMCRC - MRO Championships 2021 - Rnd 4 @ Brands Hatch GP

Reactive Parts MRO Powerbikes inc Clubman 1000

RACE 11 - LAP CHART

LAP 1 @ 15:08:31.038		
NO	BEHIND	LAP TIME

211	20.210	1:38.062
333	20.557	1:37.934
84	24.031	1:40.356

333	34.181	1:37.477
84	42.236	1:40.313

72		1:35.011
40	0.404	1:35.415
17	1.667	1:36.678
48	1.946	1:36.957
71	2.526	1:37.537
75	2.612	1:37.623
711	2.860	1:37.871
98	3.299	1:38.310
52	3.408	1:38.419
177	4.165	1:39.176
47	4.564	1:39.575
33	4.628	1:39.639
2	5.500	1:40.511
83	6.219	1:41.230
56	6.308	1:41.319
9	6.554	1:41.565
88	6.901	1:41.912
232	7.882	1:42.893
58	8.046	1:43.057
8	8.416	1:43.427
4	9.260	1:44.271
141	9.612	1:44.623
277	9.700	1:44.711
710	10.333	1:45.344
45	11.034	1:46.045
148	11.402	1:46.413
46	11.501	1:46.512
50	11.591	1:46.602
211	11.955	1:46.966
333	12.430	1:47.441
84	13.482	1:48.493

LAP 3 @ 15:11:32.072		
NO	BEHIND	LAP TIME

72		1:31.227
40	0.199	1:30.706
75	4.099	1:31.223
17	4.939	1:32.306
71	5.679	1:32.386
711	6.215	1:32.385
98	7.855	1:33.052
52	8.947	1:33.421
33	9.557	1:32.773
2	10.088	1:32.657
177	10.682	1:33.497
47	11.573	1:33.663
9	11.679	1:32.725
56	11.961	1:32.858
83	13.200	1:34.058
88	14.136	1:33.887
232	15.185	1:34.044
8	16.032	1:34.491
58	16.216	1:34.965
141	21.462	1:36.047
277	21.618	1:35.769
4	21.931	1:36.055
710	22.260	1:35.983
50	26.085	1:38.021
148	26.571	1:37.902
46	27.132	1:38.294
45	27.203	1:38.564
333	27.960	1:38.630
84	33.179	1:40.375

LAP 5 @ 15:14:33.433		
NO	BEHIND	LAP TIME

40		1:30.027
72	1.446	1:31.551
75	3.698	1:30.534
17	7.888	1:32.095
71	9.784	1:32.826
711	10.015	1:32.738
98	13.115	1:33.384
52	13.362	1:33.055
33	13.420	1:32.896
2	13.630	1:32.829
177	16.192	1:33.493
56	16.979	1:32.942
9	20.926	1:37.319
83	20.957	1:34.678
8	21.888	1:33.742
232	22.608	1:34.775
58	23.784	1:34.550
141	30.793	1:35.134
4	31.346	1:34.872
277	32.218	1:35.453
710	33.082	1:36.002
148	39.994	1:37.372
50	40.673	1:38.389
46	41.119	1:38.366
333	41.326	1:37.250
45	42.357	1:38.641
84	52.730	1:40.599

LAP 2 @ 15:10:00.845		
NO	BEHIND	LAP TIME

72		1:29.807
40	0.720	1:30.123
48	3.723	1:31.584
17	3.860	1:32.000
75	4.103	1:31.298
71	4.520	1:31.801
711	5.057	1:32.004
98	6.030	1:32.538
52	6.753	1:33.152
33	8.011	1:33.190
177	8.412	1:34.054
2	8.658	1:32.965
47	9.137	1:34.380
9	10.181	1:33.434
56	10.330	1:33.829
83	10.369	1:33.957
88	11.476	1:34.382
232	12.368	1:34.293
58	12.478	1:34.239
8	12.768	1:34.159
141	16.642	1:36.837
277	17.076	1:37.183
4	17.103	1:37.650
710	17.504	1:36.978
50	19.291	1:37.507
45	19.866	1:38.639
148	19.896	1:38.301
46	20.065	1:38.371

LAP 4 @ 15:13:03.328		
NO	BEHIND	LAP TIME

72		1:31.256
40	0.078	1:31.135
75	3.269	1:30.426
17	5.898	1:32.215
71	7.063	1:32.640
711	7.382	1:32.423
98	9.836	1:33.237
52	10.412	1:32.721
33	10.629	1:32.328
2	10.906	1:32.074
177	12.804	1:33.378
9	13.712	1:33.289
56	14.142	1:33.437
83	16.384	1:34.440
88	17.267	1:34.387
232	17.938	1:34.009
8	18.251	1:33.475
58	19.339	1:34.379
141	25.764	1:35.558
4	26.579	1:35.904
277	26.870	1:36.508
710	27.185	1:36.181
50	32.389	1:37.560
148	32.727	1:37.412
46	32.858	1:36.982
45	33.821	1:37.874

LAP 6 @ 15:16:04.163		
NO	BEHIND	LAP TIME

40		1:30.730
72	1.916	1:31.200
75	3.245	1:30.277
17	8.865	1:31.707
71	12.032	1:32.978
711	12.264	1:32.979
2	16.762	1:33.862
52	16.900	1:34.268
33	17.070	1:34.380
98	17.580	1:35.195
177	18.878	1:33.416
56	19.081	1:32.832
8	25.887	1:34.729
232	26.408	1:34.530
58	28.216	1:35.162
9	28.300	1:38.104
141	35.429	1:35.366
4	35.568	1:34.952
277	37.261	1:35.773
710	37.748	1:35.396
148	48.049	1:38.785
50	48.508	1:38.565
46	48.752	1:38.363
333	48.953	1:38.357
45	49.410	1:37.783
84	1:03.403	1:41.403

Weather / Track : Sunny / Dry

Brands Hatch GP

Circuit Length = 2.4332 miles

Start: 15:06 Flag 15:16 End: 15:17

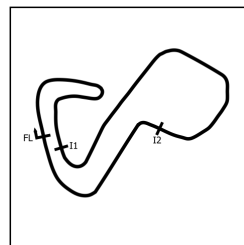
Results can be found at www.tsl-timing.com

Printed - 15:21 Sunday, 18 July 2021

BMCRC - MRO Championships 2021 - Rnd 4 @ Brands Hatch GP

Reactive Parts MRO Powerbikes inc Clubman 1000

RACE 11 - SECTOR ANALYSIS



SECTOR 1 = FL to I1, SECTOR 2 = I1 to I2, SECTOR 3 = I2 to FL, DIFF = Difference To Personal Best Lap, P = Crossed Finish Line in Pit Lane, D = Time Disallowed

P1 40		Aiden PATMORE		BMW S1000RR - TBR performance/Iris Rigging			
IDEAL LAP TIME : 1:29.845		BEST LAP TIME : 1:30.027		DIFFERENCE : 0.182			
LAP	SECTOR 1	SECTOR 2	SECTOR 3	LAP TIME	MPH	DIFF	TIME OF DAY
1 -		40.824	21.056	1:35.415	91.80	5.388	15:08:31.442
2 -	28.940	40.201	20.982	1:30.123 (2)	97.19	0.096	15:10:01.565
3 -	28.697	40.969	21.040	1:30.706 (3)	96.57	0.679	15:11:32.271
4 -	29.164	40.759	21.212	1:31.135	96.11	1.108	15:13:03.406
5 -	28.721	40.314	20.992	1:30.027 (1)	97.30		15:14:33.433
6 -	28.662	40.852	21.216	1:30.730	96.54	0.703	15:16:04.163

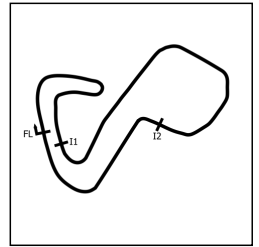
P2 72		Michael O'BRIEN		Yamaha R1 -			
IDEAL LAP TIME : 1:29.807		BEST LAP TIME : 1:29.807		DIFFERENCE : 0.000			
LAP	SECTOR 1	SECTOR 2	SECTOR 3	LAP TIME	MPH	DIFF	TIME OF DAY
1 -		40.441	21.280	1:35.011	92.19	5.204	15:08:31.038
2 -	28.731	40.001	21.075	1:29.807 (1)	97.54		15:10:00.845
3 -	29.233	40.591	21.403	1:31.227 (3)	96.02	1.420	15:11:32.072
4 -	29.105	40.825	21.326	1:31.256	95.99	1.449	15:13:03.328
5 -	29.219	40.831	21.501	1:31.551	95.68	1.744	15:14:34.879
6 -	29.009	40.692	21.499	1:31.200 (2)	96.05	1.393	15:16:06.079

P3 75		Anthony JOHNSON		BMW S1000RR - Wallace & Barr Classic M/cycles			
IDEAL LAP TIME : 1:30.277		BEST LAP TIME : 1:30.277		DIFFERENCE : 0.000			
LAP	SECTOR 1	SECTOR 2	SECTOR 3	LAP TIME	MPH	DIFF	TIME OF DAY
1 -		41.436	21.518	1:37.623	89.73	7.346	15:08:33.650
2 -	28.936	40.705	21.657	1:31.298	95.94	1.021	15:10:04.948
3 -	29.433	40.479	21.311	1:31.223	96.02	0.946	15:11:36.171
4 -	28.752	40.521	21.153	1:30.426 (2)	96.87	0.149	15:13:06.597
5 -	28.783	40.532	21.219	1:30.534 (3)	96.75	0.257	15:14:37.131
6 -	28.726	40.398	21.153	1:30.277 (1)	97.03		15:16:07.408

P4 17		Philip BAKER		BMW S1000RR - R & M plant Theo & Debbie			
IDEAL LAP TIME : 1:31.369		BEST LAP TIME : 1:31.707		DIFFERENCE : 0.338			
LAP	SECTOR 1	SECTOR 2	SECTOR 3	LAP TIME	MPH	DIFF	TIME OF DAY
1 -		41.072	21.533	1:36.678	90.60	4.971	15:08:32.705
2 -	29.428	40.768	21.804	1:32.000 (2)	95.21	0.293	15:10:04.705
3 -	29.910	40.800	21.596	1:32.306	94.90	0.599	15:11:37.011
4 -	29.488	41.042	21.685	1:32.215	94.99	0.508	15:13:09.226
5 -	29.451	41.105	21.539	1:32.095 (3)	95.11	0.388	15:14:41.321
6 -	29.252	41.106	21.349	1:31.707 (1)	95.51		15:16:13.028

P5 71		Tom NORTON		Kawasaki ZX10 -			
IDEAL LAP TIME : 1:31.765		BEST LAP TIME : 1:31.801		DIFFERENCE : 0.036			
LAP	SECTOR 1	SECTOR 2	SECTOR 3	LAP TIME	MPH	DIFF	TIME OF DAY
1 -		41.412	21.612	1:37.537	89.81	5.736	15:08:33.564
2 -	29.502	40.823	21.476	1:31.801 (1)	95.42		15:10:05.365
3 -	29.818	41.128	21.440	1:32.386 (2)	94.81	0.585	15:11:37.751
4 -	29.702	41.382	21.556	1:32.640 (3)	94.55	0.839	15:13:10.391
5 -	29.761	41.335	21.730	1:32.826	94.36	1.025	15:14:43.217
6 -	29.763	41.563	21.652	1:32.978	94.21	1.177	15:16:16.195

BMCRC - MRO Championships 2021 - Rnd 4 @ Brands Hatch GP



Reactive Parts MRO Powerbikes inc Clubman 1000

RACE 11 - SECTOR ANALYSIS

SECTOR 1 = FL to I1, SECTOR 2 = I1 to I2, SECTOR 3 = I2 to FL, DIFF = Difference To Personal Best Lap, P = Crossed Finish Line in Pit Lane, D = Time Disallowed

P6 711		Ritchie THORNTON		Kawasaki ZX10R - Team 71			
IDEAL LAP TIME : 1:31.998		BEST LAP TIME : 1:32.004		DIFFERENCE : 0.006			
LAP	SECTOR 1	SECTOR 2	SECTOR 3	LAP TIME	MPH	DIFF	TIME OF DAY
1 -		41.408	21.553	1:37.871	89.50	5.867	15:08:33.898
2 -	29.350	41.229	21.425	1:32.004 (1)	95.21		15:10:05.902
3 -	29.515	41.451	21.419	1:32.385 (2)	94.81	0.381	15:11:38.287
4 -	29.477	41.365	21.581	1:32.423 (3)	94.77	0.419	15:13:10.710
5 -	29.645	41.452	21.641	1:32.738	94.45	0.734	15:14:43.448
6 -	29.709	41.651	21.619	1:32.979	94.21	0.975	15:16:16.427

P7 2		Peter BAKER		Kawasaki ZX10R - Dodfrey Engineering			
IDEAL LAP TIME : 1:31.899		BEST LAP TIME : 1:32.074		DIFFERENCE : 0.175			
LAP	SECTOR 1	SECTOR 2	SECTOR 3	LAP TIME	MPH	DIFF	TIME OF DAY
1 -		41.897	21.648	1:40.511	87.15	8.437	15:08:36.538
2 -	29.349	42.071	21.545	1:32.965	94.22	0.891	15:10:09.503
3 -	29.800	41.377	21.480	1:32.657 (2)	94.54	0.583	15:11:42.160
4 -	29.524	41.171	21.379	1:32.074 (1)	95.13		15:13:14.234
5 -	29.666	41.664	21.499	1:32.829 (3)	94.36	0.755	15:14:47.063
6 -	30.102	42.097	21.663	1:33.862	93.32	1.788	15:16:20.925

P8 52		Ben COTGROVE		Yamaha R1 - MFR			
IDEAL LAP TIME : 1:32.565		BEST LAP TIME : 1:32.721		DIFFERENCE : 0.156			
LAP	SECTOR 1	SECTOR 2	SECTOR 3	LAP TIME	MPH	DIFF	TIME OF DAY
1 -		41.549	21.829	1:38.419	89.00	5.698	15:08:34.446
2 -	29.870	41.543	21.739	1:33.152 (3)	94.03	0.431	15:10:07.598
3 -	29.715	41.941	21.765	1:33.421	93.76	0.700	15:11:41.019
4 -	29.545	41.699	21.477	1:32.721 (1)	94.47		15:13:13.740
5 -	29.801	41.570	21.684	1:33.055 (2)	94.13	0.334	15:14:46.795
6 -	30.090	42.393	21.785	1:34.268	92.92	1.547	15:16:21.063

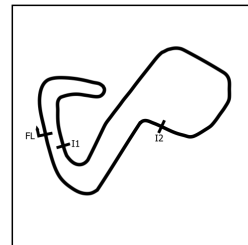
P9 33		Michael NEEVES		BMW S1000RR - Prime Factors Racing			
IDEAL LAP TIME : 1:32.315		BEST LAP TIME : 1:32.328		DIFFERENCE : 0.013			
LAP	SECTOR 1	SECTOR 2	SECTOR 3	LAP TIME	MPH	DIFF	TIME OF DAY
1 -		41.825	21.458	1:39.639	87.91	7.311	15:08:35.666
2 -	29.956	41.737	21.497	1:33.190	93.99	0.862	15:10:08.856
3 -	29.828	41.470	21.475	1:32.773 (2)	94.42	0.445	15:11:41.629
4 -	29.707	41.193	21.428	1:32.328 (1)	94.87		15:13:13.957
5 -	29.694	41.722	21.480	1:32.896 (3)	94.29	0.568	15:14:46.853
6 -	30.412	42.401	21.567	1:34.380	92.81	2.052	15:16:21.233

P10 98		Rick DICKINSON		BMW S1000RR - MotorcycleRaceParts.co.uk			
IDEAL LAP TIME : 1:32.199		BEST LAP TIME : 1:32.538		DIFFERENCE : 0.339			
LAP	SECTOR 1	SECTOR 2	SECTOR 3	LAP TIME	MPH	DIFF	TIME OF DAY
1 -		41.052	21.756	1:38.310	89.10	5.772	15:08:34.337
2 -	29.601	41.391	21.546	1:32.538 (1)	94.66		15:10:06.875
3 -	29.826	41.570	21.656	1:33.052 (2)	94.13	0.514	15:11:39.927
4 -	29.829	41.713	21.695	1:33.237 (3)	93.95	0.699	15:13:13.164
5 -	29.926	41.742	21.716	1:33.384	93.80	0.846	15:14:46.548
6 -	31.121	42.310	21.764	1:35.195	92.01	2.657	15:16:21.743

BMCRC - MRO Championships 2021 - Rnd 4 @ Brands Hatch GP

Reactive Parts MRO Powerbikes inc Clubman 1000

RACE 11 - SECTOR ANALYSIS



SECTOR 1 = FL to I1, SECTOR 2 = I1 to I2, SECTOR 3 = I2 to FL, DIFF = Difference To Personal Best Lap, P = Crossed Finish Line in Pit Lane, D = Time Disallowed

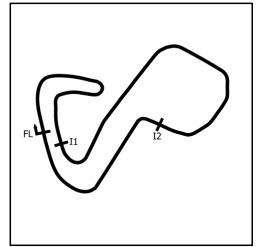
P11 8		John BUTLER		Suzuki GSXR1000 - Butler-Hills Ltd			
IDEAL LAP TIME : 1:33.391		BEST LAP TIME : 1:33.475		DIFFERENCE : 0.084			
LAP	SECTOR 1	SECTOR 2	SECTOR 3	LAP TIME	MPH	DIFF	TIME OF DAY
1 -		43.166	22.171	1:43.427	84.69	9.952	15:08:39.454
2 -	30.158	42.060	21.941	1:34.159 (3)	93.03	0.684	15:10:13.613
3 -	30.520	42.191	21.780	1:34.491	92.70	1.016	15:11:48.104
4 -	29.812	41.950	21.713	1:33.475 (1)	93.71		15:13:21.579
5 -	29.845	42.268	21.629	1:33.742 (2)	93.44	0.267	15:14:55.321
6 -	30.402	42.336	21.991	1:34.729	92.47	1.254	15:16:30.050

P12 232		Matt WETHERELL		Suzuki GSXR - MSG Racing/Lamonde.com/FWR Tyres			
IDEAL LAP TIME : 1:33.661		BEST LAP TIME : 1:34.009		DIFFERENCE : 0.348			
LAP	SECTOR 1	SECTOR 2	SECTOR 3	LAP TIME	MPH	DIFF	TIME OF DAY
1 -		43.216	22.227	1:42.893	85.13	8.884	15:08:38.920
2 -	30.171	42.290	21.832	1:34.293 (3)	92.90	0.284	15:10:13.213
3 -	30.251	41.887	21.906	1:34.044 (2)	93.14	0.035	15:11:47.257
4 -	30.090	41.988	21.931	1:34.009 (1)	93.18		15:13:21.266
5 -	29.942	42.908	21.925	1:34.775	92.42	0.766	15:14:56.041
6 -	30.137	42.394	21.999	1:34.530	92.66	0.521	15:16:30.571

P13 58 C		Kenny FRETWELL		Yamaha R1 - Polished Concrete London			
IDEAL LAP TIME : 1:33.946		BEST LAP TIME : 1:34.239		DIFFERENCE : 0.293			
LAP	SECTOR 1	SECTOR 2	SECTOR 3	LAP TIME	MPH	DIFF	TIME OF DAY
1 -		42.965	22.347	1:43.057	84.99	8.818	15:08:39.084
2 -	30.213	42.255	21.771	1:34.239 (1)	92.95		15:10:13.323
3 -	30.535	42.622	21.808	1:34.965	92.24	0.726	15:11:48.288
4 -	30.249	42.078	22.052	1:34.379 (2)	92.81	0.140	15:13:22.667
5 -	30.123	42.536	21.891	1:34.550 (3)	92.64	0.311	15:14:57.217
6 -	30.097	42.947	22.118	1:35.162	92.05	0.923	15:16:32.379

P14 9 C		Luke DIXON		BMW S1000RR -			
IDEAL LAP TIME : 1:32.673		BEST LAP TIME : 1:32.725		DIFFERENCE : 0.052			
LAP	SECTOR 1	SECTOR 2	SECTOR 3	LAP TIME	MPH	DIFF	TIME OF DAY
1 -		42.212	21.902	1:41.565	86.24	8.840	15:08:37.592
2 -	30.089	41.600	21.745	1:33.434 (3)	93.75	0.709	15:10:11.026
3 -	29.776	41.340	21.609	1:32.725 (1)	94.47		15:11:43.751
4 -	30.104	41.628	21.557	1:33.289 (2)	93.90	0.564	15:13:17.040
5 -	31.248	43.570	22.501	1:37.319	90.01	4.594	15:14:54.359
6 -	31.980	43.448	22.676	1:38.104	89.29	5.379	15:16:32.463

P15 177		Ryan WARRINGTON		Kawasaki ZX10R - RWarrington Carpentry			
IDEAL LAP TIME : 1:32.846		BEST LAP TIME : 1:33.378		DIFFERENCE : 0.532			
LAP	SECTOR 1	SECTOR 2	SECTOR 3	LAP TIME	MPH	DIFF	TIME OF DAY
1 -		42.027	21.699	1:39.176	88.32	5.798	15:08:35.203
2 -	30.094	42.327	21.633	1:34.054	93.13	0.676	15:10:09.257
3 -	30.435	41.540	21.522	1:33.497	93.69	0.119	15:11:42.754
4 -	29.784	41.847	21.747	1:33.378 (1)	93.81		15:13:16.132
5 -	30.206	41.694	21.593	1:33.493 (3)	93.69	0.115	15:14:49.625
6 -	30.047	41.571	21.798	1:33.416 (2)	93.77	0.038	15:16:23.041

BMCRC - MRO Championships 2021 - Rnd 4 @ Brands Hatch GP**Reactive Parts MRO Powerbikes inc Clubman 1000****RACE 11 - SECTOR ANALYSIS**

SECTOR 1 = FL to I1, SECTOR 2 = I1 to I2, SECTOR 3 = I2 to FL, DIFF = Difference To Personal Best Lap, P = Crossed Finish Line in Pit Lane, D = Time Disallowed

P16 141		Ramone HUNTE		Yamaha R1 - my wallet.com			
IDEAL LAP TIME : 1:34.946		BEST LAP TIME : 1:35.134		DIFFERENCE : 0.188			
LAP	SECTOR 1	SECTOR 2	SECTOR 3	LAP TIME	MPH	DIFF	TIME OF DAY
1 -		43.892	22.743	1:44.623	83.72	9.489	15:08:40.650
2 -	31.590	42.891	22.356	1:36.837	90.45	1.703	15:10:17.487
3 -	30.920	42.686	22.441	1:36.047	91.20	0.913	15:11:53.534
4 -	30.661	42.552	22.345	1:35.558 (3)	91.67	0.424	15:13:29.092
5 -	30.504	42.273	22.357	1:35.134 (1)	92.07		15:15:04.226
6 -	30.328	42.474	22.564	1:35.366 (2)	91.85	0.232	15:16:39.592

P17 4		Chad HASHMI		BMW S1000 -			
IDEAL LAP TIME : 1:34.541		BEST LAP TIME : 1:34.872		DIFFERENCE : 0.331			
LAP	SECTOR 1	SECTOR 2	SECTOR 3	LAP TIME	MPH	DIFF	TIME OF DAY
1 -		43.469	22.977	1:44.271	84.01	9.399	15:08:40.298
2 -	31.903	43.322	22.425	1:37.650	89.70	2.778	15:10:17.948
3 -	30.986	42.856	22.213	1:36.055	91.19	1.183	15:11:54.003
4 -	30.797	42.595	22.512	1:35.904 (3)	91.33	1.032	15:13:29.907
5 -	30.506	42.267	22.099	1:34.872 (1)	92.33		15:15:04.779
6 -	30.175	42.602	22.175	1:34.952 (2)	92.25	0.080	15:16:39.731

P18 277 C		Adrian AVERRE		Ducati PANIGALE V4 - Ryders Alley Racing			
IDEAL LAP TIME : 1:35.062		BEST LAP TIME : 1:35.453		DIFFERENCE : 0.391			
LAP	SECTOR 1	SECTOR 2	SECTOR 3	LAP TIME	MPH	DIFF	TIME OF DAY
1 -		44.110	22.263	1:44.711	83.65	9.258	15:08:40.738
2 -	31.525	43.594	22.064	1:37.183	90.13	1.730	15:10:17.921
3 -	30.683	42.928	22.158	1:35.769 (2)	91.46	0.316	15:11:53.690
4 -	30.818	42.850	22.840	1:36.508	90.76	1.055	15:13:30.198
5 -	30.937	42.437	22.079	1:35.453 (1)	91.77		15:15:05.651
6 -	30.561	43.128	22.084	1:35.773 (3)	91.46	0.320	15:16:41.424

P19 710 C		Craig HENSTOCK		BMW S1000RR - Alheavy Ltd / Kronos Threat Management			
IDEAL LAP TIME : 1:35.112		BEST LAP TIME : 1:35.396		DIFFERENCE : 0.284			
LAP	SECTOR 1	SECTOR 2	SECTOR 3	LAP TIME	MPH	DIFF	TIME OF DAY
1 -		44.050	22.630	1:45.344	83.15	9.948	15:08:41.371
2 -	31.219	43.537	22.222	1:36.978	90.32	1.582	15:10:18.349
3 -	30.903	42.766	22.314	1:35.983 (2)	91.26	0.587	15:11:54.332
4 -	30.832	42.578	22.771	1:36.181	91.07	0.785	15:13:30.513
5 -	30.902	42.700	22.400	1:36.002 (3)	91.24	0.606	15:15:06.515
6 -	30.312	42.745	22.339	1:35.396 (1)	91.82		15:16:41.911

P20 148 C		Aaron COLLINS		BMW S1000RR - Precision installations			
IDEAL LAP TIME : 1:36.863		BEST LAP TIME : 1:37.372		DIFFERENCE : 0.509			
LAP	SECTOR 1	SECTOR 2	SECTOR 3	LAP TIME	MPH	DIFF	TIME OF DAY
1 -		44.024	22.918	1:46.413	82.31	9.041	15:08:42.440
2 -	31.117	44.038	23.146	1:38.301	89.11	0.929	15:10:20.741
3 -	31.101	44.159	22.642	1:37.902 (3)	89.47	0.530	15:11:58.643
4 -	31.178	43.873	22.361	1:37.412 (2)	89.92	0.040	15:13:36.055
5 -	31.033	43.469	22.870	1:37.372 (1)	89.96		15:15:13.427
6 -	31.864	44.165	22.756	1:38.785	88.67	1.413	15:16:52.212

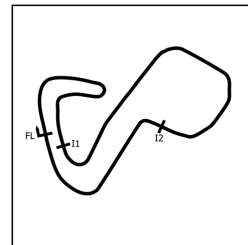
Weather / Track : Sunny / Dry

Brands Hatch GP
Circuit Length = 2.4332 miles
Start: 15:06 Flag 15:16 End: 15:17

BMCRC - MRO Championships 2021 - Rnd 4 @ Brands Hatch GP

Reactive Parts MRO Powerbikes inc Clubman 1000

RACE 11 - SECTOR ANALYSIS



SECTOR 1 = FL to I1, SECTOR 2 = I1 to I2, SECTOR 3 = I2 to FL, DIFF = Difference To Personal Best Lap, P = Crossed Finish Line in Pit Lane, D = Time Disallowed

P21 50 C		Dan WELFORD		Suzuki GSXR 1000 - Sussex Security Installations			
IDEAL LAP TIME : 1:37.088		BEST LAP TIME : 1:37.507		DIFFERENCE : 0.419			
LAP	SECTOR 1	SECTOR 2	SECTOR 3	LAP TIME	MPH	DIFF	TIME OF DAY
1 -		44.418	22.673	1:46.602	82.17	9.095	15:08:42.629
2 -	31.023	43.552	22.932	1:37.507 (1)	89.83		15:10:20.136
3 -	31.174	44.138	22.709	1:38.021 (3)	89.36	0.514	15:11:58.157
4 -	31.078	43.969	22.513	1:37.560 (2)	89.78	0.053	15:13:35.717
5 -	31.588	43.765	23.036	1:38.389	89.03	0.882	15:15:14.106
6 -	31.230	44.617	22.718	1:38.565	88.87	1.058	15:16:52.671

P22 46 C		Simon GATES		Kawasaki ZX10R - Team Kawafati			
IDEAL LAP TIME : 1:36.958		BEST LAP TIME : 1:36.982		DIFFERENCE : 0.024			
LAP	SECTOR 1	SECTOR 2	SECTOR 3	LAP TIME	MPH	DIFF	TIME OF DAY
1 -		44.207	22.820	1:46.512	82.24	9.530	15:08:42.539
2 -	31.387	44.020	22.964	1:38.371	89.04	1.389	15:10:20.910
3 -	31.785	43.719	22.790	1:38.294 (2)	89.11	1.312	15:11:59.204
4 -	30.888	43.743	22.351	1:36.982 (1)	90.32		15:13:36.186
5 -	31.245	43.843	23.278	1:38.366	89.05	1.384	15:15:14.552
6 -	31.043	44.635	22.685	1:38.363 (3)	89.05	1.381	15:16:52.915

P23 333		Andrew HOUGHTON		Yamaha R1 -			
IDEAL LAP TIME : 1:36.717		BEST LAP TIME : 1:37.250		DIFFERENCE : 0.533			
LAP	SECTOR 1	SECTOR 2	SECTOR 3	LAP TIME	MPH	DIFF	TIME OF DAY
1 -		44.197	22.698	1:47.441	81.53	10.191	15:08:43.468
2 -	31.632	43.402	22.900	1:37.934 (3)	89.44	0.684	15:10:21.402
3 -	32.070	43.584	22.976	1:38.630	88.81	1.380	15:12:00.032
4 -	31.827	43.330	22.320	1:37.477 (2)	89.86	0.227	15:13:37.509
5 -	31.344	43.053	22.853	1:37.250 (1)	90.07		15:15:14.759
6 -	31.448	44.316	22.593	1:38.357	89.06	1.107	15:16:53.116

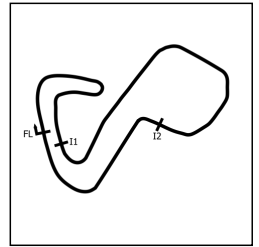
P24 45 C		Tom STEVENS		Ducati 959 -			
IDEAL LAP TIME : 1:37.124		BEST LAP TIME : 1:37.783		DIFFERENCE : 0.659			
LAP	SECTOR 1	SECTOR 2	SECTOR 3	LAP TIME	MPH	DIFF	TIME OF DAY
1 -		43.964	22.989	1:46.045	82.60	8.262	15:08:42.072
2 -	31.233	44.302	23.104	1:38.639	88.80	0.856	15:10:20.711
3 -	31.617	43.879	23.068	1:38.564 (3)	88.87	0.781	15:11:59.275
4 -	31.517	43.568	22.789	1:37.874 (2)	89.50	0.091	15:13:37.149
5 -	32.155	43.406	23.080	1:38.641	88.80	0.858	15:15:15.790
6 -	30.970	44.065	22.748	1:37.783 (1)	89.58		15:16:53.573

P25 84		Tunc GUNERGUN		Aprilia RSV4 RF - 1 - BIKERSWORLD			
IDEAL LAP TIME : 1:39.344		BEST LAP TIME : 1:40.313		DIFFERENCE : 0.969			
LAP	SECTOR 1	SECTOR 2	SECTOR 3	LAP TIME	MPH	DIFF	TIME OF DAY
1 -		44.442	23.762	1:48.493	80.74	8.180	15:08:44.520
2 -	32.350	44.561	23.445	1:40.356 (2)	87.28	0.043	15:10:24.876
3 -	32.332	44.932	23.111	1:40.375 (3)	87.27	0.062	15:12:05.251
4 -	31.852	45.085	23.376	1:40.313 (1)	87.32		15:13:45.564
5 -	32.521	44.797	23.281	1:40.599	87.07	0.286	15:15:26.163
6 -	31.791	44.824	24.788	1:41.403	86.38	1.090	15:17:07.566

BMCRC - MRO Championships 2021 - Rnd 4 @ Brands Hatch GP

Reactive Parts MRO Powerbikes inc Clubman 1000

RACE 11 - SECTOR ANALYSIS



SECTOR 1 = FL to I1, SECTOR 2 = I1 to I2, SECTOR 3 = I2 to FL, DIFF = Difference To Personal Best Lap, P = Crossed Finish Line in Pit Lane, D = Time Disallowed

P26 56		Mike SMITH		Kawasaki ZX10R - Smiffs Garage			
IDEAL LAP TIME : 1:32.425		BEST LAP TIME : 1:32.832		DIFFERENCE : 0.407			
LAP	SECTOR 1	SECTOR 2	SECTOR 3	LAP TIME	MPH	DIFF	TIME OF DAY
1 -		42.732	21.857	1:41.319	86.45	8.487	15:08:37.346
2 -	30.156	41.799	21.874	1:33.829	93.35	0.997	15:10:11.175
3 -	29.885	41.426	21.547	1:32.858 (2)	94.33	0.026	15:11:44.033
4 -	30.049	41.965	21.423	1:33.437	93.75	0.605	15:13:17.470
5 -	29.827	41.385	21.730	1:32.942 (3)	94.25	0.110	15:14:50.412
6 -	29.617	41.665	21.550	1:32.832 (1)	94.36		15:16:23.244

P27 83 C		Jason SIGGS		Yamaha R1 - J Siggs Construction			
IDEAL LAP TIME : 1:33.661		BEST LAP TIME : 1:33.957		DIFFERENCE : 0.296			
LAP	SECTOR 1	SECTOR 2	SECTOR 3	LAP TIME	MPH	DIFF	TIME OF DAY
1 -		42.261	22.309	1:41.230	86.53	7.273	15:08:37.257
2 -	30.197	41.594	22.166	1:33.957 (1)	93.23		15:10:11.214
3 -	30.526	41.468	22.064	1:34.058 (2)	93.13	0.101	15:11:45.272
4 -	30.213	41.994	22.233	1:34.440 (3)	92.75	0.483	15:13:19.712
5 -	30.251	42.065	22.362	1:34.678	92.52	0.721	15:14:54.390

P28 88 C		Scott HALLIDAY		Suzuki GSXR 1000 - Performance fitness gym			
IDEAL LAP TIME : 1:33.793		BEST LAP TIME : 1:33.887		DIFFERENCE : 0.094			
LAP	SECTOR 1	SECTOR 2	SECTOR 3	LAP TIME	MPH	DIFF	TIME OF DAY
1 -		42.716	21.941	1:41.912	85.95	8.025	15:08:37.939
2 -	30.229	42.125	22.028	1:34.382 (2)	92.81	0.495	15:10:12.321
3 -	30.076	41.926	21.885	1:33.887 (1)	93.30		15:11:46.208
4 -	30.087	42.273	22.027	1:34.387 (3)	92.80	0.500	15:13:20.595

P29 47		Daryl DANCE		Yamaha YZF R1 - 2 brothers scaffolding			
IDEAL LAP TIME : 1:33.271		BEST LAP TIME : 1:33.663		DIFFERENCE : 0.392			
LAP	SECTOR 1	SECTOR 2	SECTOR 3	LAP TIME	MPH	DIFF	TIME OF DAY
1 -		41.871	21.847	1:39.575 (3)	87.97	5.912	15:08:35.602
2 -	29.633	42.973	21.774	1:34.380 (2)	92.81	0.717	15:10:09.982
3 -	29.915	41.864	21.884	1:33.663 (1)	93.52		15:11:43.645

P30 48		Nicky WILSON		Suzuki GSXR 1000 - Demon GP/Haslemere Motorcycles			
IDEAL LAP TIME : 1:31.584		BEST LAP TIME : 1:31.584		DIFFERENCE : 0.000			
LAP	SECTOR 1	SECTOR 2	SECTOR 3	LAP TIME	MPH	DIFF	TIME OF DAY
1 -		41.043	21.698	1:36.957 (2)	90.34	5.373	15:08:32.984
2 -	29.203	40.861	21.520	1:31.584 (1)	95.64		15:10:04.568

P31 211 C		Nick WHITCHER		Kawasaki ZX10R -			
IDEAL LAP TIME : 1:37.877		BEST LAP TIME : 1:38.062		DIFFERENCE : 0.185			
LAP	SECTOR 1	SECTOR 2	SECTOR 3	LAP TIME	MPH	DIFF	TIME OF DAY
1 -		44.387	22.712	1:46.966 (2)	81.89	8.904	15:08:42.993
2 -	31.478	43.687	22.897	1:38.062 (1)	89.32		15:10:21.055

BMCRC - MRO Championships 2021 - Rnd 4 @ Brands Hatch GP

Reactive Parts MRO Powerbikes inc Clubman 1000

RACE 11 - BEST SECTORS

SECTOR 1			SECTOR 2			SECTOR 3			IDEAL / BEST COMPARISON						
POS	NO	NAME	TIME	NO	NAME	TIME	NO	NAME	TIME	POS	NO	NAME	IDEAL	BEST	DIFF
													PERFECT LAP	1:29.645	
1	40	PATMORE	28.662	72	O'BRIEN	40.001	40	PATMORE	20.982	1	72	O'BRIEN	1:29.807	1:29.807	0.000
2	75	JOHNSON	28.726	40	PATMORE	40.201	72	O'BRIEN	21.075	2	40	PATMORE	1:29.845	1:30.027	0.182
3	72	O'BRIEN	28.731	75	JOHNSON	40.398	75	JOHNSON	21.153	3	75	JOHNSON	1:30.277	1:30.277	0.000
4	48	WILSON	29.203	17	BAKER	40.768	17	BAKER	21.349	4	17	BAKER	1:31.369	1:31.707	0.338
5	17	BAKER	29.252	71	NORTON	40.823	2	BAKER	21.379	5	48	WILSON	1:31.584	1:31.584	0.000
6	2	BAKER	29.349	48	WILSON	40.861	711	THORNTON	21.419	6	71	NORTON	1:31.765	1:31.801	0.036
7	711	THORNTON	29.350	98	DICKINSON	41.052	56	SMITH	21.423	7	2	BAKER	1:31.899	1:32.074	0.175
8	71	NORTON	29.502	2	BAKER	41.171	33	NEEVES	21.428	8	711	THORNTON	1:31.998	1:32.004	0.006
9	52	COTGROVE	29.545	33	NEEVES	41.193	71	NORTON	21.440	9	98	DICKINSON	1:32.199	1:32.538	0.339
10	98	DICKINSON	29.601	711	THORNTON	41.229	52	COTGROVE	21.477	10	33	NEEVES	1:32.315	1:32.328	0.013
11	56	SMITH	29.617	9	DIXON	41.340	48	WILSON	21.520	11	56	SMITH	1:32.425	1:32.832	0.407
12	47	DANCE	29.633	56	SMITH	41.385	177	WARRINGTON	21.522	12	52	COTGROVE	1:32.565	1:32.721	0.156
13	33	NEEVES	29.694	83	SIGGS	41.468	98	DICKINSON	21.546	13	9	DIXON	1:32.673	1:32.725	0.052
14	9	DIXON	29.776	177	WARRINGTON	41.540	9	DIXON	21.557	14	177	WARRINGTON	1:32.846	1:33.378	0.532
15	177	WARRINGTON	29.784	52	COTGROVE	41.543	8	BUTLER	21.629	15	47	DANCE	1:33.271	1:33.663	0.392
16	8	BUTLER	29.812	47	DANCE	41.864	58	FRETWELL	21.771	16	8	BUTLER	1:33.391	1:33.475	0.084
17	232	WETHERELL	29.942	232	WETHERELL	41.887	47	DANCE	21.774	17	232	WETHERELL	1:33.661	1:34.009	0.348
18	88	HALLIDAY	29.982	88	HALLIDAY	41.926	232	WETHERELL	21.832	18	83	SIGGS	1:33.661	1:33.957	0.296
19	58	FRETWELL	30.097	8	BUTLER	41.950	88	HALLIDAY	21.885	19	88	HALLIDAY	1:33.793	1:33.887	0.094
20	83	SIGGS	30.129	58	FRETWELL	42.078	277	AVERRE	22.064	20	58	FRETWELL	1:33.946	1:34.239	0.293
21	4	HASHMI	30.175	4	HASHMI	42.267	83	SIGGS	22.064	21	4	HASHMI	1:34.541	1:34.872	0.331
22	710	HENSTOCK	30.312	141	HUNTE	42.273	4	HASHMI	22.099	22	141	HUNTE	1:34.946	1:35.134	0.188
23	141	HUNTE	30.328	277	AVERRE	42.437	710	HENSTOCK	22.222	23	277	AVERRE	1:35.062	1:35.453	0.391
24	277	AVERRE	30.561	710	HENSTOCK	42.578	333	HOUGHTON	22.320	24	710	HENSTOCK	1:35.112	1:35.396	0.284
25	46	GATES	30.888	333	HOUGHTON	43.053	141	HUNTE	22.345	25	333	HOUGHTON	1:36.717	1:37.250	0.533
26	45	STEVENS	30.970	45	STEVENS	43.406	46	GATES	22.351	26	148	COLLINS	1:36.863	1:37.372	0.509
27	50	WELFORD	31.023	148	COLLINS	43.469	148	COLLINS	22.361	27	46	GATES	1:36.958	1:36.982	0.024
28	148	COLLINS	31.033	50	WELFORD	43.552	50	WELFORD	22.513	28	50	WELFORD	1:37.088	1:37.507	0.419
29	333	HOUGHTON	31.344	211	WHITCHER	43.687	211	WHITCHER	22.712	29	45	STEVENS	1:37.124	1:37.783	0.659
30	211	WHITCHER	31.478	46	GATES	43.719	45	STEVENS	22.748	30	211	WHITCHER	1:37.877	1:38.062	0.185
31	84	GUNERGUN	31.791	84	GUNERGUN	44.442	84	GUNERGUN	23.111	31	84	GUNERGUN	1:39.344	1:40.313	0.969

Weather / Track : Sunny / Dry

Brands Hatch GP

Circuit Length = 2.4332 miles

Start: 15:06 Flag 15:16 End: 15:17

Results can be found at www.tsl-timing.com

Printed - 15:21 Sunday, 18 July 2021

BMCRC - MRO Championships 2021 - Rnd 4 @ Brands Hatch GP

Reactive Parts MRO Powerbikes inc Clubman 1000

RACE 11 - STATISTICS

Competitors Started 31
Planned Start 2021-07-18 @ 14:50:00.000
Actual Start 2021-07-18 @ 15:06:56.026
Finish Time 2021-07-18 @ 15:16:04.162
Track Length 2.4332mi.
Total Laps 172
Total Distance Covered 418.5258mi.

Session Fastest Lap History

NO	CL	NAME	LAP TIME	TIME OF DAY	LAP	VEHICLE
72		Michael O'BRIEN	1:35.011	15:08:31.059	1	Yamaha R1
72		Michael O'BRIEN	1:29.807	15:10:00.864	2	Yamaha R1

Session Leader History

NO	CL	NAME	FROM LAP	LAPS LED	DISTANCE	VEHICLE
72		Michael O'BRIEN	1	4	9.73 miles	Yamaha R1
40		Aiden PATMORE	5	2	4.86 miles	BMW S1000RR

Flag History

TYPE	TIME OF DAY
GREEN	15:06:56.026
FINISH	15:16:04.162

Flag Statistics

TYPE	COUNT	TOTAL LAPS	TOTAL TIME
Green	1	6	10:47.960
Red	0	0	0.000
Safety Car	0	0	0.000
FCY	0	0	0.000

BMCRC - MRO Championships 2021 - Rnd 4 @ Brands Hatch GP

Reactive Parts MRO Powerbikes inc Clubman 1000

RACE 11 - STATISTICS

CLASS :

20 Starters

Fastest Lap History

NO	NAME	LAP TIME	TIME OF DAY	LAP	VEHICLE
72	Michael O'BRIEN	1:35.011	15:08:31.059	1	Yamaha R1
72	Michael O'BRIEN	1:29.807	15:10:00.864	2	Yamaha R1

Leader History

NO	NAME	FROM LAP	LAPS LED	DISTANCE	VEHICLE
72	Michael O'BRIEN	1	4	9.73 miles	Yamaha R1
40	Aiden PATMORE	5	2	4.86 miles	BMW S1000RR

BMCRC - MRO Championships 2021 - Rnd 4 @ Brands Hatch GP

Reactive Parts MRO Powerbikes inc Clubman 1000

RACE 11 - STATISTICS

CLASS : C

11 Starters

Fastest Lap History

NO	NAME	LAP TIME	TIME OF DAY	LAP	VEHICLE
83	Jason SIGGS	1:41.230	15:08:37.286	1	Yamaha R1
9	Luke DIXON	1:33.434	15:10:11.048	2	BMW S1000RR
9	Luke DIXON	1:32.725	15:11:43.773	3	BMW S1000RR

Leader History

NO	NAME	FROM LAP	LAPS LED	DISTANCE	VEHICLE
83	Jason SIGGS	1	1	2.43 miles	Yamaha R1
9	Luke DIXON	2	4	9.73 miles	BMW S1000RR
58	Kenny FRETWELL	6	1	2.43 miles	Yamaha R1

BMCRC-MRO Championships 2021



**L&W CONTRACTORS
BMCRC Rookie 600 & 1000**

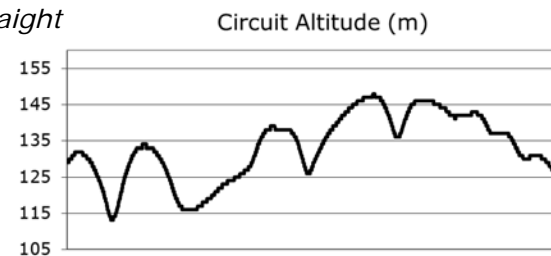
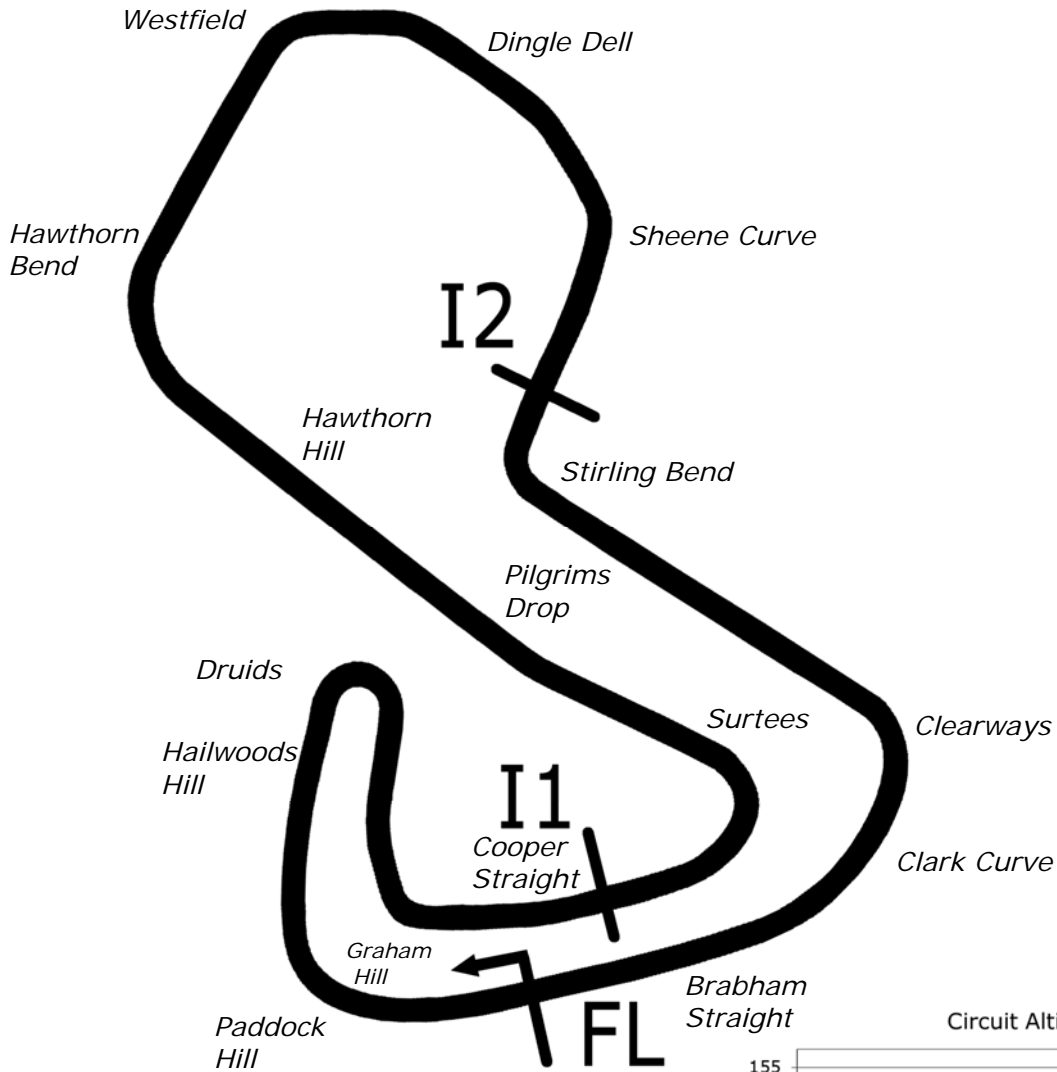
Brands Hatch GP

17th / 18th July 2021



Results Provided by Timing Solutions Ltd
www.tsl-timing.com

Brands Hatch GP



Length	2.4332 miles	3916.0 m	
FL		51.36032 N	0.26032 E
I1	1116m	51.35934 N	0.25955 E
I2	2928m	51.35532 N	0.26250 E
Pit Entry	3646m	51.35911 N	0.25743 E
Pit Exit	26m after FL	51.36027 N	0.26078 E
Pit Entry-Pit Exit 277m, 19.9s @50kph, 16.6s @60kph			

All results available at www.tsl-timing.com

BMCRC - MRO Championships 2021 - Rnd 4 @ Brands Hatch GP

BMCRC Rookie 600 & 1000

QUALIFYING - COMBINED CLASSIFICATION



CONTRACTORS LTD

POS	NO	CL	PIC NAME	ENTRY	FIRST		SECOND			DIFF
					TIME	LAPS	TIME	LAPS	GAP	
1	110	1000	1 Michael CLARKE	Yamaha R1 - BIKEBASE.ltd		0	1:35.405	6		
2	53	1000	2 Seamus McGLYNN	Yamaha R1 -		0	1:36.298	8	0.893	0.893
3	200	600	1 Dan BURNHAM	Triumph DAYTONA 675 - BDR RACING / KY JAX		0	1:38.397	8	2.992	2.099
4	344	1000	3 Andrew WILLIAMS	Kawasaki ZX10R - Standard signs		0	1:38.505	8	3.100	0.108
5	51	600	2 Ross CLARKE	Kawasaki ZX600RR - Ross clarke Farriery		0	1:38.923	7	3.518	0.418
6	32	1000	4 Louis FINLAYSON-GREEN	Honda CBR1000RR - Revs of Horsham		0	1:39.293	8	3.888	0.370
7	19	1000	5 Lee GRANT	Yamaha R1M - Grant carpentry and construction ltd		0	1:40.118	7	4.713	0.825
8	86	1000	6 Frederico LOPES	Kawasaki ZX10R - FLR Procurement Ltd		0	1:40.411	6	5.006	0.293
9	501	600	3 Ashley COID	Kawasaki ZX636R -		0	1:41.695	7	6.290	1.284
10	66	1000	7 Jonny HILL	Honda CBR1000 RR - Michael J Lonsdale Group		0	1:41.904	7	6.499	0.209
11	107	1000	8 Dave WILLIAMSON	Kawasaki ZX10R - DWM Racing		0	1:42.034	8	6.629	0.130
12	201	1000	9 Scott WEST	Suzuki GSXR1000 -		0	1:42.148	7	6.743	0.114
13	228	600	4 Paul McFADDEN	Kawasaki ZX636 - T.McFadden Plant Ltd		0	1:42.832	7	7.427	0.684
14	508	1000	10 Daniel McFADDEN	Kawasaki ZX10RR - Danny McFadden Racing		0	1:43.151	8	7.746	0.319
15	300	1000	11 Aaren CARPENTER	Kawasaki ZX10R - Above Build Limited		0	1:43.290	7	7.885	0.139
16	261	1000	12 Roberto Di GREGORIO	Ducati 899 PANIGALE -		0	1:43.359	5	7.954	0.069
17	175	1000	13 Arlindo PESTANA	BMW S1000RR - Pep's racing		0	1:43.556	7	8.151	0.197
18	179	600	5 Thomas GARNER	Yamaha R6 -		0	1:43.575	7	8.170	0.019
19	28	600	6 Craig BICKNELL	Yamaha R6 - On Point Security LTD		0	1:43.761	6	8.356	0.186
20	62	600	7 Oliver NUNN	Yamaha R6 - IT UK & STVL		0	1:43.902	7	8.497	0.141
21	163	1000	14 Riccardo BIGUZZI	BMW S1000RR - Jardiner		0	1:44.211	7	8.806	0.309
22	216	1000	15 Roy NUNES	Suzuki GSXR1000 -		0	1:44.843	6	9.438	0.632
23	74	600	8 Adam RENMANT	Yamaha R6 - Tunnell grab services		0	1:45.661	2	10.256	0.818
24	147	1000	16 Mark SKEVINGTON	Suzuki GSXR 1000 - Teknimek Engineering Ltd		0	1:45.819	8	10.414	0.158
25	636	600	9 Matthew MILLS	Kawasaki ZX6R -		0	1:46.033	7	10.628	0.214
26	45	1000	17 Glenn SMITH	Kawasaki ZX10R -		0	1:46.341	8	10.936	0.308
27	180	1000	18 Mark OVEL	Yamaha R1 - I NEED A SPONSOR		0	1:46.517	7	11.112	0.176
28	76	600	10 Paul BOXALL	Yamaha R6 - WG Tyres		0	1:48.209	7	12.804	1.692
29	222	1000	19 Phil ROOKE	Kawasaki ZXR 1000 -		0	1:49.031	7	13.626	0.822
30	111	1000	20 Evan FINLAYSON-GREEN	Honda CBR1000RR - Revs Of Horsham		0	1:49.179	7	13.774	0.148
31	98	600	11 Timothy WALSH	Triumph 675 - T P WALSH PHE	1:49.372	3		0	13.967	0.193
32	999	1000	21 Jack DWYER	Honda CBR 1000RR -		0	1:49.877	3	14.472	0.505
33	888	1000	22 Paul FAGG	Honda CBR 1000RR -		0	1:49.998	7	14.593	0.121
34	686	600	12 Liam SPILLER	Honda CBR 600RR - LD Renovate Ltd		0	1:51.280	7	15.875	1.282
35	371	600	13 Billy HUTCHINGS	Yamaha R6 -		0	1:52.604	7	17.199	1.324
36	155	600	14 Elliot SMITH	Honda CBR600RR - Pro-Moto Europe Ltd		0	1:52.642	3	17.237	0.038
37	42	600	15 Kai EVANS	Suzuki GSXR 600 - CBS Ltd Construction and Engineer		0	1:52.902	7	17.497	0.260
38	174	600	16 Adam DOCKSEY	Kawasaki ZX-6 -	1:53.225	3		0	17.820	0.323

Weather / Track : Sunny / Dry

These results are provisional until the conclusion of any judicial and technical matters.

Brands Hatch GP

Circuit Length = 2.4332 miles

Start: 10:59 Flag 11:14 End: 11:16

Clerk Of Course :	Stewards :	Timekeeper : Craig Smith
-------------------	------------	--------------------------

Results can be found at www.tsl-timing.com

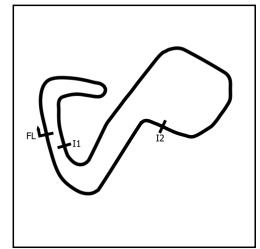
Printed - 11:20 Saturday, 17 July 2021



BMCRC - MRO Championships 2021 - Rnd 4 @ Brands Hatch GP

BMCRC Rookie 600 & 1000

QUALIFYING - SECTOR ANALYSIS



SECTOR 1 = FL to I1, SECTOR 2 = I1 to I2, SECTOR 3 = I2 to FL, DIFF = Difference To Personal Best Lap, P = Crossed Finish Line in Pit Lane, D = Time Disallowed

P1 110 1000 Michael CLARKE				Yamaha R1 - BIKEBASE.ltd			
IDEAL LAP TIME : 1:35.405		BEST LAP TIME : 1:35.405		DIFFERENCE : 0.000			
LAP	SECTOR 1	SECTOR 2	SECTOR 3	LAP TIME	MPH	DIFF	TIME OF DAY
1 -	OUTLAP	46.821	23.988	1:48.296	80.88	12.891	11:04:27.214
2 -	30.782	45.035	22.930	1:38.747	88.70	3.342	11:06:05.961
3 -	30.869	43.190	22.716	1:36.775 (2)	90.51	1.370	11:07:42.736
4 -	30.614	44.790	22.836	1:38.240	89.16	2.835	11:09:20.976
5 -	30.659	43.897	22.811	1:37.367 (3)	89.96	1.962	11:10:58.343
6 -	30.416	42.580	22.409	1:35.405 (1)	91.81		11:12:33.748

P2 53 1000 Seamus McGLYNN				Yamaha R1 -			
IDEAL LAP TIME : 1:36.140		BEST LAP TIME : 1:36.298		DIFFERENCE : 0.158			
LAP	SECTOR 1	SECTOR 2	SECTOR 3	LAP TIME	MPH	DIFF	TIME OF DAY
1 -	34.607	46.760	23.547	1:44.914	83.49	8.616	11:03:51.953
2 -	31.949	45.040	22.720	1:39.709	87.85	3.411	11:05:31.662
3 -	31.310	43.525	22.732	1:37.567 (3)	89.78	1.269	11:07:09.229
4 -	31.050	43.023	22.225	1:36.298 (1)	90.96		11:08:45.527
5 -	31.899	43.782	22.961	1:38.642	88.80	2.344	11:10:24.169
6 -	34.180	48.343	23.055	1:45.578	82.97	9.280	11:12:09.747
7 -	30.892	43.786	22.646	1:37.324 (2)	90.00	1.026	11:13:47.071
8 -	32.334	44.121	22.588	1:39.043	88.44	2.745	11:15:26.114

P3 200 600 Dan BURNHAM				Triumph DAYTONA 675 - BDR RACING / KY JAX			
IDEAL LAP TIME : 1:38.281		BEST LAP TIME : 1:38.397		DIFFERENCE : 0.116			
LAP	SECTOR 1	SECTOR 2	SECTOR 3	LAP TIME	MPH	DIFF	TIME OF DAY
1 -	OUTLAP	47.699	23.882	1:46.294	82.41	7.897	11:03:43.351
2 -	31.918	45.714	23.220	1:40.852	86.85	2.455	11:05:24.203
3 -	32.276	44.479	22.941	1:39.696 (2)	87.86	1.299	11:07:03.899
4 -	31.310	45.290	23.259	1:39.859 (3)	87.72	1.462	11:08:43.758
5 -	32.259	44.534	23.154	1:39.947	87.64	1.550	11:10:23.705
6 -	34.209	47.173	23.449	1:44.831	83.56	6.434	11:12:08.536
7 -	31.117	44.417	22.863	1:38.397 (1)	89.02		11:13:46.933
8 -	31.856	45.500	22.747	1:40.103	87.50	1.706	11:15:27.036

P4 344 1000 Andrew WILLIAMS				Kawasaki ZX10R - Standard signs			
IDEAL LAP TIME : 1:38.224		BEST LAP TIME : 1:38.505		DIFFERENCE : 0.281			
LAP	SECTOR 1	SECTOR 2	SECTOR 3	LAP TIME	MPH	DIFF	TIME OF DAY
1 -	33.278	45.952	23.484	1:42.714	85.28	4.209	11:03:10.405
2 -	31.622	44.265	22.992	1:38.879 (2)	88.59	0.374	11:04:49.284
3 -	31.526	44.819	23.228	1:39.573 (3)	87.97	1.068	11:06:28.857
4 -	31.448	44.979	24.012	1:40.439	87.21	1.934	11:08:09.296
5 -	32.162	45.632	23.220	1:41.014	86.71	2.509	11:09:50.310
6 -	32.129	46.020	23.468	1:41.617	86.20	3.112	11:11:31.927
7 -	31.234	44.636	23.920	1:39.790	87.78	1.285	11:13:11.717
8 -	31.515	44.027	22.963	1:38.505 (1)	88.92		11:14:50.222

P5 51 600 Ross CLARKE				Kawasaki ZX600RR - Ross clarke Farriery			
IDEAL LAP TIME : 1:38.520		BEST LAP TIME : 1:38.923		DIFFERENCE : 0.403			
LAP	SECTOR 1	SECTOR 2	SECTOR 3	LAP TIME	MPH	DIFF	TIME OF DAY
1 -	OUTLAP	50.482	24.956	1:56.412	75.24	17.489	11:04:03.115
2 -	33.516	47.215	24.047	1:44.778	83.60	5.855	11:05:47.893
3 -	33.349	45.132	23.539	1:42.020	85.86	3.097	11:07:29.913
4 -	31.873	44.739	23.535	1:40.147	87.46	1.224	11:09:10.060
5 -	31.659	44.234	23.030	1:38.923 (1)	88.55		11:10:48.983
6 -	32.048	44.419	23.238	1:39.705 (2)	87.85	0.782	11:12:28.688
7 -	32.165	44.450	23.101	1:39.716 (3)	87.84	0.793	11:14:08.404

Weather / Track : Sunny / Dry

Brands Hatch GP
Circuit Length = 2.4332 miles
Start: 10:59 Flag 11:14 End: 11:16

BMCRC - MRO Championships 2021 - Rnd 4 @ Brands Hatch GP

BMCRC Rookie 600 & 1000

QUALIFYING - SECTOR ANALYSIS



SECTOR 1 = FL to I1, SECTOR 2 = I1 to I2, SECTOR 3 = I2 to FL, DIFF = Difference To Personal Best Lap, P = Crossed Finish Line in Pit Lane, D = Time Disallowed

P6 32 1000		Louis FINLAYSON-GREEN		Honda CBR1000RR - Revs of Horsham			
IDEAL LAP TIME : 1:38.617		BEST LAP TIME : 1:39.293		DIFFERENCE : 0.676			
LAP	SECTOR 1	SECTOR 2	SECTOR 3	LAP TIME	MPH	DIFF	TIME OF DAY
1 -	33.083	44.697	23.401	1:41.181	86.57	1.888	11:02:45.083
2 -	32.683	45.753	24.169	1:42.605	85.37	3.312	11:04:27.688
3 -	32.908	44.771	24.024	1:41.703	86.13	2.410	11:06:09.391
4 -	32.967	44.663	23.308	1:40.938	86.78	1.645	11:07:50.329
5 -	32.844	44.497	23.174	1:40.515	87.14	1.222	11:09:30.844
6 -	32.241	43.837	23.215	1:39.293 (1)	88.22		11:11:10.137
7 -	32.202	44.753	23.209	1:40.164 (3)	87.45	0.871	11:12:50.301
8 -	31.606	44.603	23.378	1:39.587 (2)	87.96	0.294	11:14:29.888

P7 19 1000		Lee GRANT		Yamaha R1M - Grant carpentry and construction ltd			
IDEAL LAP TIME : 1:39.883		BEST LAP TIME : 1:40.118		DIFFERENCE : 0.235			
LAP	SECTOR 1	SECTOR 2	SECTOR 3	LAP TIME	MPH	DIFF	TIME OF DAY
1 -	35.933	48.883	23.921	1:48.737	80.55	8.619	11:04:13.535
2 -	33.099	47.407	23.981	1:44.487	83.83	4.369	11:05:58.022
3 -	32.873	46.714	24.090	1:43.677	84.49	3.559	11:07:41.699
4 -	32.233	45.036	23.509	1:40.778 (3)	86.92	0.660	11:09:22.477
5 -	31.864	44.972	23.647	1:40.483 (2)	87.17	0.365	11:11:02.960
6 -	32.427	45.271	23.370	1:41.068	86.67	0.950	11:12:44.028
7 -	31.541	45.160	23.417	1:40.118 (1)	87.49		11:14:24.146

P8 86 1000		Frederico LOPES		Kawasaki ZX10R - FLR Procurement Ltd			
IDEAL LAP TIME : 1:40.160		BEST LAP TIME : 1:40.411		DIFFERENCE : 0.251			
LAP	SECTOR 1	SECTOR 2	SECTOR 3	LAP TIME	MPH	DIFF	TIME OF DAY
1 -	35.227	46.430	24.175	1:45.832	82.77	5.421	11:03:53.056
2 -	34.207	46.126	24.304	1:44.637	83.71	4.226	11:05:37.693
3 -	35.900	46.506	23.437	1:45.843	82.76	5.432	11:07:23.536
4 -	32.589	44.798	23.024	1:40.411 (1)	87.23		11:09:03.947
5 -	32.501	45.501	23.364	1:41.366 (2)	86.41	0.955	11:10:45.313
6 -	32.338	46.082	24.199	1:42.619 (3)	85.36	2.208	11:12:27.932

P9 501 600		Ashley COID		Kawasaki ZX636R -			
IDEAL LAP TIME : 1:41.695		BEST LAP TIME : 1:41.695		DIFFERENCE : 0.000			
LAP	SECTOR 1	SECTOR 2	SECTOR 3	LAP TIME	MPH	DIFF	TIME OF DAY
1 -	33.914	1:04.221	25.056	2:03.191	71.10	21.496	11:03:31.160
2 -	33.138	47.963	24.461	1:45.562	82.98	3.867	11:05:16.722
3 -	32.992	47.482	24.131	1:44.605	83.74	2.910	11:07:01.327
4 -	32.363	46.524	23.907	1:42.794 (2)	85.21	1.099	11:08:44.121
5 -	39.581	50.745	24.100	3:11.872	45.65	1:30.177	11:11:55.993
6 -	33.101	46.609	23.942	1:43.652 (3)	84.51	1.957	11:13:39.645
7 -	32.227	45.635	23.833	1:41.695 (1)	86.13		11:15:21.340

P10 66 1000		Jonny HILL		Honda CBR1000 RR - Michael J Lonsdale Group			
IDEAL LAP TIME : 1:41.596		BEST LAP TIME : 1:41.904		DIFFERENCE : 0.308			
LAP	SECTOR 1	SECTOR 2	SECTOR 3	LAP TIME	MPH	DIFF	TIME OF DAY
1 -	35.119	49.100	24.600	1:48.819	80.49	6.915	11:04:08.564
2 -	33.535	46.285	24.024	1:43.844	84.35	1.940	11:05:52.408
3 -	32.861	46.611	24.248	1:43.720	84.45	1.816	11:07:36.128
4 -	32.469	46.044	24.255	1:42.768 (3)	85.23	0.864	11:09:18.896
5 -	32.774	46.283	23.994	1:43.051	85.00	1.147	11:11:01.947
6 -	32.893	45.500	23.862	1:42.255 (2)	85.66	0.351	11:12:44.202
7 -	32.568	45.709	23.627	1:41.904 (1)	85.96		11:14:26.106

Weather / Track : Sunny / Dry

Brands Hatch GP
Circuit Length = 2.4332 miles
Start: 10:59 Flag 11:14 End: 11:16

BMCRC - MRO Championships 2021 - Rnd 4 @ Brands Hatch GP

BMCRC Rookie 600 & 1000

QUALIFYING - SECTOR ANALYSIS



SECTOR 1 = FL to I1, SECTOR 2 = I1 to I2, SECTOR 3 = I2 to FL, DIFF = Difference To Personal Best Lap, P = Crossed Finish Line in Pit Lane, D = Time Disallowed

P11 107 1000 Dave WILLIAMSON		Kawasaki ZX10R - DWM Racing					
IDEAL LAP TIME : 1:41.782		BEST LAP TIME : 1:42.034		DIFFERENCE : 0.252			
LAP	SECTOR 1	SECTOR 2	SECTOR 3	LAP TIME	MPH	DIFF	TIME OF DAY
1 -	33.277	46.910	24.021	1:44.208	84.06	2.174	11:03:18.315
2 -	32.984	47.666	23.943	1:44.593	83.75	2.559	11:05:02.908
3 -	32.772	46.599	23.907	1:43.278 (3)	84.81	1.244	11:06:46.186
4 -	33.261	47.328	24.172	1:44.761	83.61	2.727	11:08:30.947
5 -	33.507	47.998	24.042	1:45.547	82.99	3.513	11:10:16.494
6 -	33.712	47.181	23.952	1:44.845	83.55	2.811	11:12:01.339
7 -	32.613	45.973	23.620	1:42.206 (2)	85.70	0.172	11:13:43.545
8 -	32.865	45.903	23.266	1:42.034 (1)	85.85		11:15:25.579

P12 201 1000 Scott WEST		Suzuki GSXR1000 -					
IDEAL LAP TIME : 1:41.499		BEST LAP TIME : 1:42.148		DIFFERENCE : 0.649			
LAP	SECTOR 1	SECTOR 2	SECTOR 3	LAP TIME	MPH	DIFF	TIME OF DAY
1 -	OUTLAP	51.216	25.298	1:56.710	75.05	14.562	11:04:32.641
2 -	34.114	50.888	24.710	1:49.712	79.84	7.564	11:06:22.353
3 -	32.746	47.261	23.542	1:43.549 (3)	84.59	1.401	11:08:05.902
4 -	32.098	46.641	23.877	1:42.616 (2)	85.36	0.468	11:09:48.518
5 -	32.452	47.605	23.901	1:43.958	84.26	1.810	11:11:32.476
6 -	32.747	45.976	23.425	1:42.148 (1)	85.75		11:13:14.624
7 -	32.307	47.219	24.093	1:43.619	84.53	1.471	11:14:58.243

P13 228 600 Paul McFADDEN		Kawasaki ZX636 - T.McFadden Plant Ltd					
IDEAL LAP TIME : 1:42.288		BEST LAP TIME : 1:42.832		DIFFERENCE : 0.544			
LAP	SECTOR 1	SECTOR 2	SECTOR 3	LAP TIME	MPH	DIFF	TIME OF DAY
1 -	34.289	46.486	24.844	1:45.619	82.93	2.787	11:03:52.627
2 -	34.118	46.021	24.908	1:45.047	83.38	2.215	11:05:37.674
3 -	33.980	46.443	24.107	1:44.530 (3)	83.80	1.698	11:07:22.204
4 -	33.621	46.203	23.795	1:43.619 (2)	84.53	0.787	11:09:05.823
5 -	32.472	46.234	24.126	1:42.832 (1)	85.18		11:10:48.655
6 -	33.876	46.396	24.470	1:44.742	83.63	1.910	11:12:33.397
7 -	34.247	47.466	24.204	1:45.917	82.70	3.085	11:14:19.314

P14 508 1000 Daniel McFADDEN		Kawasaki ZX10RR - Danny McFadden Racing					
IDEAL LAP TIME : 1:43.151		BEST LAP TIME : 1:43.151		DIFFERENCE : 0.000			
LAP	SECTOR 1	SECTOR 2	SECTOR 3	LAP TIME	MPH	DIFF	TIME OF DAY
1 -	33.782	49.767	24.577	1:48.126	81.01	4.975	11:03:38.706
2 -	33.218	47.285	24.328	1:44.831 (2)	83.56	1.680	11:05:23.537
3 -	33.407	47.635	24.346	1:45.388 (3)	83.11	2.237	11:07:08.925
4 -	32.519	46.519	24.113	1:43.151 (1)	84.92		11:08:52.076
5 -	32.948	47.709	24.890	1:45.547	82.99	2.396	11:10:37.623
6 -	35.937	48.229	24.558	1:48.724	80.56	5.573	11:12:26.347
7 -	33.431	48.046	25.053	1:46.530	82.22	3.379	11:14:12.877
8 -	33.829	48.555	25.357	1:47.741	81.30	4.590	11:16:00.618

P15 300 1000 Aaren CARPENTER		Kawasaki ZX10R - Above Build Limited					
IDEAL LAP TIME : 1:42.834		BEST LAP TIME : 1:43.290		DIFFERENCE : 0.456			
LAP	SECTOR 1	SECTOR 2	SECTOR 3	LAP TIME	MPH	DIFF	TIME OF DAY
1 -	OUTLAP	52.163	26.032	2:00.799	72.51	17.509	11:04:26.083
2 -	34.933	47.943	25.190	1:48.066	81.06	4.776	11:06:14.149
3 -	34.285	48.873	24.473	1:47.631	81.38	4.341	11:08:01.780
4 -	33.408	46.087	25.090	1:44.585 (3)	83.75	1.295	11:09:46.365
5 -	34.016	47.299	24.226	1:45.541	82.99	2.251	11:11:31.906
6 -	33.049	47.032	24.254	1:44.335 (2)	83.95	1.045	11:13:16.241
7 -	33.505	45.791	23.994	1:43.290 (1)	84.80		11:14:59.531

Weather / Track : Sunny / Dry

Brands Hatch GP
Circuit Length = 2.4332 miles
Start: 10:59 Flag 11:14 End: 11:16

BMCRC - MRO Championships 2021 - Rnd 4 @ Brands Hatch GP

BMCRC Rookie 600 & 1000

QUALIFYING - SECTOR ANALYSIS



SECTOR 1 = FL to I1, SECTOR 2 = I1 to I2, SECTOR 3 = I2 to FL, DIFF = Difference To Personal Best Lap, P = Crossed Finish Line in Pit Lane, D = Time Disallowed

P16 261 1000 Roberto Di GREGORIO		Ducati 899 PANIGALE -					
IDEAL LAP TIME : 1:42.855		BEST LAP TIME : 1:43.359		DIFFERENCE : 0.504			
LAP	SECTOR 1	SECTOR 2	SECTOR 3	LAP TIME	MPH	DIFF	TIME OF DAY
1 -	34.565	47.143	24.108	1:45.816	82.78	2.457	11:02:49.412
2 -	33.623	46.512	24.271	1:44.406 (3)	83.90	1.047	11:04:33.818
3 -	33.105	47.387	24.594	1:45.086	83.35	1.727	11:06:18.904
4 -	33.567	46.066	23.726	1:43.359 (1)	84.75		11:08:02.263
5 -	33.063	46.277	24.469	1:43.809 (2)	84.38	0.450	11:09:46.072

P17 175 1000 Arlindo PESTANA		BMW S1000RR - Pep's racing					
IDEAL LAP TIME : 1:43.123		BEST LAP TIME : 1:43.556		DIFFERENCE : 0.433			
LAP	SECTOR 1	SECTOR 2	SECTOR 3	LAP TIME	MPH	DIFF	TIME OF DAY
1 -	34.209	53.866	25.616	1:53.691	77.04	10.135	11:03:42.362
2 -	32.769	49.123	24.481	1:46.373	82.35	2.817	11:05:28.735
3 -	32.653	48.167	24.041	1:44.861	83.53	1.305	11:07:13.596
4 -	32.093	48.018	23.857	1:43.968 (2)	84.25	0.412	11:08:57.564
5 -	32.094	47.367	24.095	1:43.556 (1)	84.59		11:10:41.120
6 -	32.947	49.450	25.283	1:47.680	81.35	4.124	11:12:28.800
7 -	32.608	47.173	24.837	1:44.618 (3)	83.73	1.062	11:14:13.418

P18 179 600 Thomas GARNER		Yamaha R6 -					
IDEAL LAP TIME : 1:43.575		BEST LAP TIME : 1:43.575		DIFFERENCE : 0.000			
LAP	SECTOR 1	SECTOR 2	SECTOR 3	LAP TIME	MPH	DIFF	TIME OF DAY
1 -	OUTLAP	51.100	27.446	2:02.002	71.80	18.427	11:04:22.175
2 -	34.867	47.635	25.547	1:48.049	81.07	4.474	11:06:10.224
3 -	33.825	46.516	24.985	1:45.326	83.16	1.751	11:07:55.550
4 -	33.674	47.360	24.162	1:45.196 (3)	83.27	1.621	11:09:40.746
5 -	33.436	47.122	24.246	1:44.804 (2)	83.58	1.229	11:11:25.550
6 -	34.300	47.563	24.787	1:46.650	82.13	3.075	11:13:12.200
7 -	33.367	46.296	23.912	1:43.575 (1)	84.57		11:14:55.775

P19 28 600 Craig BICKNELL		Yamaha R6 - On Point Security LTD					
IDEAL LAP TIME : 1:43.761		BEST LAP TIME : 1:43.761		DIFFERENCE : 0.000			
LAP	SECTOR 1	SECTOR 2	SECTOR 3	LAP TIME	MPH	DIFF	TIME OF DAY
1 -	OUTLAP	48.968	25.838	1:57.589	74.49	13.828	11:03:43.389
2 -	34.368	47.282	24.841	1:46.491 (3)	82.25	2.730	11:05:29.880
3 -	34.393	47.869	24.625	2:51.283	51.14	1:07.522	11:08:21.163
4 -	33.442	47.286	25.123	1:45.851 (2)	82.75	2.090	11:10:07.014
5 -	36.009	47.947	24.732	1:48.688	80.59	4.927	11:11:55.702
6 -	33.080	46.253	24.428	1:43.761 (1)	84.42		11:13:39.463

P20 62 600 Oliver NUNN		Yamaha R6 - IT UK & STVL					
IDEAL LAP TIME : 1:43.775		BEST LAP TIME : 1:43.902		DIFFERENCE : 0.127			
LAP	SECTOR 1	SECTOR 2	SECTOR 3	LAP TIME	MPH	DIFF	TIME OF DAY
1 -	OUTLAP	1:05.321	26.280	2:14.554	65.10	30.652	11:04:01.576
2 -	35.048	47.831	24.879	1:47.758	81.29	3.856	11:05:49.334
3 -	33.690	48.195	25.779	1:47.664	81.36	3.762	11:07:36.998
4 -	33.377	47.477	24.660	1:45.514 (3)	83.02	1.612	11:09:22.512
5 -	33.205	48.703	24.601	1:46.509	82.24	2.607	11:11:09.021
6 -	33.091	46.583	24.228	1:43.902 (1)	84.30		11:12:52.923
7 -	33.298	46.547	24.137	1:43.982 (2)	84.24	0.080	11:14:36.905

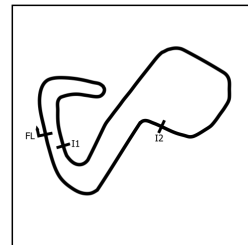
Weather / Track : Sunny / Dry

Brands Hatch GP
Circuit Length = 2.4332 miles
Start: 10:59 Flag 11:14 End: 11:16

BMCRC - MRO Championships 2021 - Rnd 4 @ Brands Hatch GP

BMCRC Rookie 600 & 1000

QUALIFYING - SECTOR ANALYSIS



SECTOR 1 = FL to I1, SECTOR 2 = I1 to I2, SECTOR 3 = I2 to FL, DIFF = Difference To Personal Best Lap, P = Crossed Finish Line in Pit Lane, D = Time Disallowed

P21 163 1000 Riccardo BIGUZZI				BMW S1000RR - Jardiner			
IDEAL LAP TIME : 1:44.211		BEST LAP TIME : 1:44.211		DIFFERENCE : 0.000			
LAP	SECTOR 1	SECTOR 2	SECTOR 3	LAP TIME	MPH	DIFF	TIME OF DAY
1 -	35.338	1:03.957	26.200	2:05.495	69.80	21.284	11:03:52.301
2 -	34.514	50.059	25.370	1:49.943	79.67	5.732	11:05:42.244
3 -	33.953	48.283	24.355	1:46.591 (3)	82.18	2.380	11:07:28.835
4 -	33.890	48.348	24.984	1:47.222	81.69	3.011	11:09:16.057
5 -	33.772	48.167	24.921	1:46.860	81.97	2.649	11:11:02.917
6 -	33.341	47.379	24.577	1:45.297 (2)	83.19	1.086	11:12:48.214
7 -	33.294	47.100	23.817	1:44.211 (1)	84.05		11:14:32.425

P22 216 1000 Roy NUNES				Suzuki GSXR1000 -			
IDEAL LAP TIME : 1:44.148		BEST LAP TIME : 1:44.843		DIFFERENCE : 0.695			
LAP	SECTOR 1	SECTOR 2	SECTOR 3	LAP TIME	MPH	DIFF	TIME OF DAY
1 -	35.392	47.519	24.457	1:47.368	81.58	2.525	11:02:51.983
2 -	34.714	48.212	24.526	1:47.452	81.52	2.609	11:04:39.435
3 -	34.099	46.639	24.105	1:44.843 (1)	83.55		11:06:24.278
4 -	33.732	47.088	24.078	1:44.898 (2)	83.50	0.055	11:08:09.176
5 -	33.431	47.049	24.911	1:45.391 (3)	83.11	0.548	11:09:54.567
6 -	35.616	47.177	24.643	1:47.436	81.53	2.593	11:11:42.003

P23 74 600 Adam RENMANT				Yamaha R6 - Tunnell grab services			
IDEAL LAP TIME : 1:45.507		BEST LAP TIME : 1:45.661		DIFFERENCE : 0.154			
LAP	SECTOR 1	SECTOR 2	SECTOR 3	LAP TIME	MPH	DIFF	TIME OF DAY
1 -	35.988	49.546	24.515	2:57.778 (2)	49.27	1:12.117	11:04:01.740
2 -	33.838	47.923	23.900	1:45.661 (1)	82.90		11:05:47.401

P24 147 1000 Mark SKEVINGTON				Suzuki GSXR 1000 - Teknimek Engineering Ltd			
IDEAL LAP TIME : 1:44.655		BEST LAP TIME : 1:45.819		DIFFERENCE : 1.164			
LAP	SECTOR 1	SECTOR 2	SECTOR 3	LAP TIME	MPH	DIFF	TIME OF DAY
1 -	37.863	51.235	25.471	1:54.569	76.45	8.750	11:03:13.881
2 -	34.281	48.963	24.472	1:47.716	81.32	1.897	11:05:01.597
3 -	33.382	47.629	24.808	1:45.819 (1)	82.78		11:06:47.416
4 -	34.923	47.949	25.409	1:48.281	80.89	2.462	11:08:35.697
5 -	34.567	48.437	24.772	1:47.776	81.27	1.957	11:10:23.473
6 -	35.947	48.921	25.474	1:50.342	79.38	4.523	11:12:13.815
7 -	36.332	46.801	24.547	1:47.680 (3)	81.35	1.861	11:14:01.495
8 -	35.392	47.097	24.887	1:47.376 (2)	81.58	1.557	11:15:48.871

P25 636 600 Matthew MILLS				Kawasaki ZX6R -			
IDEAL LAP TIME : 1:46.023		BEST LAP TIME : 1:46.033		DIFFERENCE : 0.010			
LAP	SECTOR 1	SECTOR 2	SECTOR 3	LAP TIME	MPH	DIFF	TIME OF DAY
1 -	OUTLAP	50.532	26.036	1:57.844	74.33	11.811	11:04:41.817
2 -	34.266	49.219	25.115	1:48.600	80.66	2.567	11:06:30.417
3 -	34.265	47.770	24.973	1:47.008 (3)	81.86	0.975	11:08:17.425
4 -	35.806	48.276	25.159	1:49.241	80.18	3.208	11:10:06.666
5 -	35.067	49.037	25.034	1:49.138	80.26	3.105	11:11:55.804
6 -	33.772	48.035	24.738	1:46.545 (2)	82.21	0.512	11:13:42.349
7 -	33.521	47.764	24.748	1:46.033 (1)	82.61		11:15:28.382

Weather / Track : Sunny / Dry

Brands Hatch GP
Circuit Length = 2.4332 miles
Start: 10:59 Flag 11:14 End: 11:16

BMCRC - MRO Championships 2021 - Rnd 4 @ Brands Hatch GP

BMCRC Rookie 600 & 1000

QUALIFYING - SECTOR ANALYSIS



SECTOR 1 = FL to I1, SECTOR 2 = I1 to I2, SECTOR 3 = I2 to FL, DIFF = Difference To Personal Best Lap, P = Crossed Finish Line in Pit Lane, D = Time Disallowed

P26 45 1000 Glenn SMITH		Kawasaki ZX10R -					
IDEAL LAP TIME : 1:45.448		BEST LAP TIME : 1:46.341		DIFFERENCE : 0.893			
LAP	SECTOR 1	SECTOR 2	SECTOR 3	LAP TIME	MPH	DIFF	TIME OF DAY
1 -	37.054	48.302	25.002	1:50.358	79.37	4.017	11:03:15.807
2 -	35.110	47.418	24.472	1:47.000 (3)	81.86	0.659	11:05:02.807
3 -	34.960	46.791	24.590	1:46.341 (1)	82.37		11:06:49.148
4 -	34.478	47.146	25.063	1:46.687 (2)	82.10	0.346	11:08:35.835
5 -	35.084	48.437	24.704	1:48.225	80.94	1.884	11:10:24.060
6 -	35.151	48.966	25.080	1:49.197	80.22	2.856	11:12:13.257
7 -	36.165	46.498	24.718	1:47.381	81.57	1.040	11:14:00.638
8 -	34.742	47.547	24.981	1:47.270	81.66	0.929	11:15:47.908

P27 180 1000 Mark OVEL		Yamaha R1 - I NEED A SPONSOR					
IDEAL LAP TIME : 1:46.301		BEST LAP TIME : 1:46.517		DIFFERENCE : 0.216			
LAP	SECTOR 1	SECTOR 2	SECTOR 3	LAP TIME	MPH	DIFF	TIME OF DAY
1 -	OUTLAP	51.349	25.853	2:00.960	72.41	14.443	11:04:10.234
2 -	35.285	48.138	26.056	1:49.479	80.01	2.962	11:05:59.713
3 -	35.284	47.853	25.536	1:48.673	80.60	2.156	11:07:48.386
4 -	35.076	47.616	25.511	1:48.203	80.95	1.686	11:09:36.589
5 -	34.544	47.932	25.387	1:47.863 (3)	81.21	1.346	11:11:24.452
6 -	34.704	47.757	24.935	1:47.396 (2)	81.56	0.879	11:13:11.848
7 -	34.760	47.082	24.675	1:46.517 (1)	82.23		11:14:58.365

P28 76 600 Paul BOXALL		Yamaha R6 - WG Tyres					
IDEAL LAP TIME : 1:47.924		BEST LAP TIME : 1:48.209		DIFFERENCE : 0.285			
LAP	SECTOR 1	SECTOR 2	SECTOR 3	LAP TIME	MPH	DIFF	TIME OF DAY
1 -	OUTLAP	53.882	27.277	2:03.349	71.01	15.140	11:03:43.916
2 -	35.533	52.292	25.841	1:53.666	77.06	5.457	11:05:37.582
3 -	35.812	50.861	25.406	1:52.079	78.15	3.870	11:07:29.661
4 -	34.898	50.136	25.631	1:50.665	79.15	2.456	11:09:20.326
5 -	34.147	50.633	25.199	1:49.979 (3)	79.65	1.770	11:11:10.305
6 -	34.444	50.335	24.976	1:49.755 (2)	79.81	1.546	11:13:00.060
7 -	34.023	48.925	25.261	1:48.209 (1)	80.95		11:14:48.269

P29 222 1000 Phil ROOKE		Kawasaki ZXR 1000 -					
IDEAL LAP TIME : 1:48.977		BEST LAP TIME : 1:49.031		DIFFERENCE : 0.054			
LAP	SECTOR 1	SECTOR 2	SECTOR 3	LAP TIME	MPH	DIFF	TIME OF DAY
1 -	40.754	52.324	26.473	1:59.551	73.27	10.520	11:04:10.478
2 -	36.576	50.444	26.290	1:53.310	77.30	4.279	11:06:03.788
3 -	36.120	49.839	25.625	1:51.584	78.50	2.553	11:07:55.372
4 -	35.790	49.077	25.894	1:50.761 (3)	79.08	1.730	11:09:46.133
5 -	36.775	52.045	26.391	1:55.211	76.03	6.180	11:11:41.344
6 -	35.148	48.563	25.320	1:49.031 (1)	80.34		11:13:30.375
7 -	35.122	48.671	25.292	1:49.085 (2)	80.30	0.054	11:15:19.460

P30 111 1000 Evan FINLAYSON-GREEN		Honda CBR1000RR - Revs Of Horsham					
IDEAL LAP TIME : 1:48.764		BEST LAP TIME : 1:49.179		DIFFERENCE : 0.415			
LAP	SECTOR 1	SECTOR 2	SECTOR 3	LAP TIME	MPH	DIFF	TIME OF DAY
1 -	36.013	48.295	25.203	1:49.511 (2)	79.99	0.332	11:02:57.640
2 -	35.688	48.849	25.338	1:49.875	79.72	0.696	11:04:47.515
3 -	35.733	48.107	25.339	1:49.179 (1)	80.23		11:06:36.694
4 -	36.155	48.842	25.596	1:50.593	79.20	1.414	11:08:27.287
5 -	36.495	50.109	25.497	1:52.101	78.14	2.922	11:10:19.388
6 -	36.380	49.368	25.699	1:51.447	78.60	2.268	11:12:10.835
7 -	35.454	48.355	25.912	1:49.721 (3)	79.83	0.542	11:14:00.556

Weather / Track : Sunny / Dry

Brands Hatch GP
Circuit Length = 2.4332 miles
Start: 10:59 Flag 11:14 End: 11:16

BMCRC - MRO Championships 2021 - Rnd 4 @ Brands Hatch GP

BMCRC Rookie 600 & 1000

QUALIFYING - SECTOR ANALYSIS



SECTOR 1 = FL to I1, SECTOR 2 = I1 to I2, SECTOR 3 = I2 to FL, DIFF = Difference To Personal Best Lap, P = Crossed Finish Line in Pit Lane, D = Time Disallowed

P31 999 1000 Jack DWYER		Honda CBR 1000RR -					
IDEAL LAP TIME : 1:49.178		BEST LAP TIME : 1:49.877		DIFFERENCE : 0.699			
LAP	SECTOR 1	SECTOR 2	SECTOR 3	LAP TIME	MPH	DIFF	TIME OF DAY
1 -	OUTLAP	52.258	27.194	1:59.007	73.60	9.130	11:04:29.759
2 -	35.738	51.478	25.275	1:52.491 (2)	77.87	2.614	11:06:22.250
3 -	35.271	49.402	25.204	1:49.877 (1)	79.72		11:08:12.127

P32 888 1000 Paul FAGG		Honda CBR 1000RR -					
IDEAL LAP TIME : 1:49.797		BEST LAP TIME : 1:49.998		DIFFERENCE : 0.201			
LAP	SECTOR 1	SECTOR 2	SECTOR 3	LAP TIME	MPH	DIFF	TIME OF DAY
1 -	38.732	52.565	25.837	1:57.134	74.78	7.136	11:04:26.523
2 -	36.895	50.280	25.690	1:52.865	77.61	2.867	11:06:19.388
3 -	35.361	50.006	24.631	1:49.998 (1)	79.63		11:08:09.386
4 -	35.455	50.324	25.782	1:51.561	78.52	1.563	11:10:00.947
5 -	36.564	50.854	24.996	1:52.414	77.92	2.416	11:11:53.361
6 -	35.460	49.805	24.834	1:50.099 (2)	79.56	0.101	11:13:43.460
7 -	35.993	49.869	25.429	1:51.291 (3)	78.71	1.293	11:15:34.751

P33 686 600 Liam SPILLER		Honda CBR 600RR - LD Renovate Ltd					
IDEAL LAP TIME : 1:51.280		BEST LAP TIME : 1:51.280		DIFFERENCE : 0.000			
LAP	SECTOR 1	SECTOR 2	SECTOR 3	LAP TIME	MPH	DIFF	TIME OF DAY
1 -	OUTLAP	54.065	26.837	2:04.349	70.44	13.069	11:04:15.199
2 -	35.681	52.671	26.373	1:54.725	76.35	3.445	11:06:09.924
3 -	35.775	52.102	25.890	1:53.767	76.99	2.487	11:08:03.691
4 -	35.435	51.042	26.586	1:53.063 (3)	77.47	1.783	11:09:56.754
5 -	36.572	51.281	25.745	1:53.598	77.11	2.318	11:11:50.352
6 -	35.585	51.082	25.743	1:52.410 (2)	77.92	1.130	11:13:42.762
7 -	35.287	50.268	25.725	1:51.280 (1)	78.71		11:15:34.042

P34 371 600 Billy HUTCHINGS		Yamaha R6 -					
IDEAL LAP TIME : 1:52.008		BEST LAP TIME : 1:52.604		DIFFERENCE : 0.596			
LAP	SECTOR 1	SECTOR 2	SECTOR 3	LAP TIME	MPH	DIFF	TIME OF DAY
1 -	OUTLAP	59.865	30.852	2:16.411	64.21	23.807	11:04:24.507
2 -	38.327	56.045	27.488	2:01.860	71.88	9.256	11:06:26.367
3 -	37.020	53.212	25.573	1:57.805	74.35	5.201	11:08:24.172
4 -	36.087	52.262	26.377	1:54.726	76.35	2.122	11:10:18.898
5 -	35.781	52.183	26.422	1:54.386 (3)	76.58	1.782	11:12:13.284
6 -	36.659	51.566	25.885	1:54.110 (2)	76.76	1.506	11:14:07.394
7 -	34.761	51.362	26.481	1:52.604 (1)	77.79		11:15:59.998

P35 155 600 Eliot SMITH		Honda CBR600RR - Pro-Moto Europe Ltd					
IDEAL LAP TIME : 1:51.797		BEST LAP TIME : 1:52.642		DIFFERENCE : 0.845			
LAP	SECTOR 1	SECTOR 2	SECTOR 3	LAP TIME	MPH	DIFF	TIME OF DAY
1 -	OUTLAP	50.138	26.833	3:01.291	48.31	1:08.649	11:10:36.171
2 -	36.716	50.147	25.779	1:52.642 (1)	77.76		11:12:28.813
3 -	36.932	49.877	25.937	1:52.746 (2)	77.69	0.104	11:14:21.559

P36 42 600 Kai EVANS		Suzuki GSXR 600 - CBS Ltd Construction and Engineering					
IDEAL LAP TIME : 1:52.588		BEST LAP TIME : 1:52.902		DIFFERENCE : 0.314			
LAP	SECTOR 1	SECTOR 2	SECTOR 3	LAP TIME	MPH	DIFF	TIME OF DAY
1 -	OUTLAP	54.405	27.310	2:02.959	71.24	10.057	11:04:37.544
2 -	36.303	52.006	26.694	1:55.003	76.17	2.101	11:06:32.547
3 -	35.718	51.729	26.199	1:53.646 (2)	77.08	0.744	11:08:26.193
4 -	36.550	52.139	26.066	1:54.755	76.33	1.853	11:10:20.948
5 -	36.032	50.988	25.882	1:52.902 (1)	77.58		11:12:13.850
6 -	37.044	52.595	26.359	1:55.998	75.51	3.096	11:14:09.848
7 -	36.363	51.640	26.701	1:54.704 (3)	76.36	1.802	11:16:04.552

Weather / Track : Sunny / Dry

Brands Hatch GP

Circuit Length = 2.4332 miles

Start: 10:59 Flag 11:14 End: 11:16

BMCRC - MRO Championships 2021 - Rnd 4 @ Brands Hatch GP

BMCRC Rookie 600 & 1000

QUALIFYING - BEST SECTORS

SECTOR 1				SECTOR 2				SECTOR 3				IDEAL / BEST COMPARISON			
POS	NO	NAME	TIME	NO	NAME	TIME	NO	NAME	TIME	POS	NO	NAME	IDEAL	BEST	DIFF
													PERFECT LAP	1:35.221	
1	110	CLARKE	30.416	110	CLARKE	42.580	53	McGLYNN	22.225	1	110	CLARKE	1:35.405	1:35.405	0.000
2	53	McGLYNN	30.892	53	McGLYNN	43.023	110	CLARKE	22.409	2	53	McGLYNN	1:36.140	1:36.298	0.158
3	200	BURNHAM	31.117	32	FINLAYSON-GREEI	43.837	200	BURNHAM	22.747	3	344	WILLIAMS	1:38.224	1:38.505	0.281
4	344	WILLIAMS	31.234	344	WILLIAMS	44.027	344	WILLIAMS	22.963	4	200	BURNHAM	1:38.281	1:38.397	0.116
5	51	CLARKE	31.256	51	CLARKE	44.234	86	LOPES	23.024	5	51	CLARKE	1:38.520	1:38.923	0.403
6	19	GRANT	31.541	200	BURNHAM	44.417	51	CLARKE	23.030	6	32	FINLAYSON-GREEN	1:38.617	1:39.293	0.676
7	32	FINLAYSON-GREEI	31.606	86	LOPES	44.798	32	FINLAYSON-GREEI	23.174	7	19	GRANT	1:39.883	1:40.118	0.235
8	175	PESTANA	32.093	19	GRANT	44.972	107	WILLIAMSON	23.266	8	86	LOPES	1:40.160	1:40.411	0.251
9	201	WEST	32.098	66	HILL	45.500	19	GRANT	23.370	9	201	WEST	1:41.499	1:42.148	0.649
10	501	COID	32.227	501	COID	45.635	201	WEST	23.425	10	66	HILL	1:41.596	1:41.904	0.308
11	86	LOPES	32.338	300	CARPENTER	45.791	66	HILL	23.627	11	501	COID	1:41.695	1:41.695	0.000
12	66	HILL	32.469	107	WILLIAMSON	45.903	261	GREGORIO	23.726	12	107	WILLIAMSON	1:41.782	1:42.034	0.252
13	228	McFADDEN	32.472	201	WEST	45.976	228	McFADDEN	23.795	13	228	McFADDEN	1:42.288	1:42.832	0.544
14	508	McFADDEN	32.519	228	McFADDEN	46.021	163	BIGUZZI	23.817	14	300	CARPENTER	1:42.834	1:43.290	0.456
15	107	WILLIAMSON	32.613	261	GREGORIO	46.066	501	COID	23.833	15	261	GREGORIO	1:42.855	1:43.359	0.504
16	300	CARPENTER	33.049	28	BICKNELL	46.253	175	PESTANA	23.857	16	175	PESTANA	1:43.123	1:43.556	0.433
17	261	GREGORIO	33.063	179	GARNER	46.296	74	RENMANT	23.900	17	508	McFADDEN	1:43.151	1:43.151	0.000
18	28	BICKNELL	33.080	45	SMITH	46.498	179	GARNER	23.912	18	179	GARNER	1:43.575	1:43.575	0.000
19	62	NUNN	33.091	508	McFADDEN	46.519	300	CARPENTER	23.994	19	28	BICKNELL	1:43.761	1:43.761	0.000
20	163	BIGUZZI	33.294	62	NUNN	46.547	216	NUNES	24.078	20	62	NUNN	1:43.775	1:43.902	0.127
21	179	GARNER	33.367	216	NUNES	46.639	508	McFADDEN	24.113	21	216	NUNES	1:44.148	1:44.843	0.695
22	147	SKEVINGTON	33.382	147	SKEVINGTON	46.801	62	NUNN	24.137	22	163	BIGUZZI	1:44.211	1:44.211	0.000
23	216	NUNES	33.431	180	OVEL	47.082	28	BICKNELL	24.428	23	147	SKEVINGTON	1:44.655	1:45.819	1.164
24	636	MILLS	33.521	163	BIGUZZI	47.100	147	SKEVINGTON	24.472	24	45	SMITH	1:45.448	1:46.341	0.893
25	74	RENMANT	33.684	175	PESTANA	47.173	45	SMITH	24.472	25	74	RENMANT	1:45.507	1:45.661	0.154
26	76	BOXALL	34.023	636	MILLS	47.764	888	FAGG	24.631	26	636	MILLS	1:46.023	1:46.033	0.010
27	45	SMITH	34.478	74	RENMANT	47.923	180	OVEL	24.675	27	180	OVEL	1:46.301	1:46.517	0.216
28	180	OVEL	34.544	111	FINLAYSON-GREEI	48.107	636	MILLS	24.738	28	76	BOXALL	1:47.924	1:48.209	0.285
29	999	DWYER	34.572	222	ROOKE	48.563	76	BOXALL	24.976	29	111	FINLAYSON-GREEN	1:48.764	1:49.179	0.415
30	371	HUTCHINGS	34.761	76	BOXALL	48.925	111	FINLAYSON-GREEI	25.203	30	222	ROOKE	1:48.977	1:49.031	0.054
31	222	ROOKE	35.122	999	DWYER	49.402	999	DWYER	25.204	31	999	DWYER	1:49.178	1:49.877	0.699
32	686	SPILLER	35.287	888	FAGG	49.805	222	ROOKE	25.292	32	888	FAGG	1:49.797	1:49.998	0.201
33	888	FAGG	35.361	155	SMITH	49.877	686	SPILLER	25.725	33	686	SPILLER	1:51.280	1:51.280	0.000
34	111	FINLAYSON-GREEI	35.454	686	SPILLER	50.268	155	SMITH	25.779	34	155	SMITH	1:51.797	1:52.642	0.845
35	42	EVANS	35.718	42	EVANS	50.988	42	EVANS	25.882	35	371	HUTCHINGS	1:52.008	1:52.604	0.596
36	155	SMITH	36.141	371	HUTCHINGS	51.362	371	HUTCHINGS	25.885	36	42	EVANS	1:52.588	1:52.902	0.314

Weather / Track : Sunny / Dry

Brands Hatch GP

Circuit Length = 2.4332 miles

Start: 10:59 Flag 11:14 End: 11:16

Results can be found at www.tsl-timing.com

Printed - 11:21 Saturday, 17 July 2021

BMCRC - MRO Championships 2021 - Rnd 4 @ Brands Hatch GP

BMCRC Rookie 600 & 1000

QUALIFYING - STATISTICS

Competitors Started 36
Planned Start 2021-07-17 @ 10:58:00.000
Actual Start 2021-07-17 @ 10:59:38.342
Finish Time 2021-07-17 @ 11:14:14.322
Track Length 2.4332mi.
Total Laps 241
Total Distance Covered 586.4227mi.

Session Fastest Lap History

NO	CL	NAME	LAP TIME	TIME OF DAY	LAP	VEHICLE
32	1000	Louis FINLAYSON-GREEN	1:41.181	11:02:45.097	1	Honda CBR1000RR
344	1000	Andrew WILLIAMS	1:38.879	11:04:49.306	2	Kawasaki ZX10R
110	1000	Michael CLARKE	1:38.747	11:06:05.983	2	Yamaha R1
53	1000	Seamus McGLYNN	1:37.567	11:07:09.252	3	Yamaha R1
110	1000	Michael CLARKE	1:36.775	11:07:42.757	3	Yamaha R1
53	1000	Seamus McGLYNN	1:36.298	11:08:45.548	4	Yamaha R1
110	1000	Michael CLARKE	1:35.405	11:12:33.770	6	Yamaha R1

Flag History

TYPE	TIME OF DAY
GREEN	10:59:38.342
FINISH	11:14:14.322

Flag Statistics

TYPE	COUNT	TOTAL LAPS	TOTAL TIME
Green	1	8	16:43.185
Red	0	0	0.000
Safety Car	0	0	0.000
FCY	0	0	0.000

BMCRC - MRO Championships 2021 - Rnd 4 @ Brands Hatch GP

BMCRC Rookie 600 & 1000

QUALIFYING - STATISTICS

CLASS : 1000

22 Starters

Fastest Lap History

NO	NAME	LAP TIME	TIME OF DAY	LAP	VEHICLE
32	Louis FINLAYSON-GREEN	1:41.181	11:02:45.097	1	Honda CBR1000RR
344	Andrew WILLIAMS	1:38.879	11:04:49.306	2	Kawasaki ZX10R
110	Michael CLARKE	1:38.747	11:06:05.983	2	Yamaha R1
53	Seamus McGLYNN	1:37.567	11:07:09.252	3	Yamaha R1
110	Michael CLARKE	1:36.775	11:07:42.757	3	Yamaha R1
53	Seamus McGLYNN	1:36.298	11:08:45.548	4	Yamaha R1
110	Michael CLARKE	1:35.405	11:12:33.770	6	Yamaha R1

Weather / Track : Sunny / Dry

Results can be found at www.tsl-timing.com

Page 2 of 3

Brands Hatch GP
Circuit Length = 2.4332 miles
Start: 10:59 Flag 11:14 End: 11:16

Printed - 11:21 Saturday, 17 July 2021

BMCRC - MRO Championships 2021 - Rnd 4 @ Brands Hatch GP

BMCRC Rookie 600 & 1000

QUALIFYING - STATISTICS

CLASS : 600

14 Starters

Fastest Lap History

NO	NAME	LAP TIME	TIME OF DAY	LAP	VEHICLE
501	Ashley COID	2:03.191	11:03:31.173	1	Kawasaki ZX636R
228	Paul McFADDEN	1:45.619	11:03:52.646	1	Kawasaki ZX636
501	Ashley COID	1:45.562	11:05:16.733	2	Kawasaki ZX636R
200	Dan BURNHAM	1:40.852	11:05:24.213	2	Triumph DAYTONA 675
200	Dan BURNHAM	1:39.696	11:07:03.909	3	Triumph DAYTONA 675
51	Ross CLARKE	1:38.923	11:10:49.006	5	Kawasaki ZX600RR
200	Dan BURNHAM	1:38.397	11:13:46.943	7	Triumph DAYTONA 675

Weather / Track : Sunny / Dry

Results can be found at www.tsl-timing.com

Page 3 of 3

Brands Hatch GP
Circuit Length = 2.4332 miles
Start: 10:59 Flag 11:14 End: 11:16

Printed - 11:21 Saturday, 17 July 2021

BMCRC - MRO Championships 2021 - Rnd 4 @ Brands Hatch GP

BMCRC Rookie 600 & 1000

RACE 4 - GRID (6 Laps)



CONTRACTORS LTD

ROW 15	45		44	212	Matt PALLETT	43	174	Adam DOCKSEY	
ROW 14	42	98	Timothy WALSH	41	42	1:52.902 Kai EVANS	40	155	1:52.642 Eliot SMITH
ROW 13	39	371	1:52.604 Billy HUTCHINGS	38	686	1:51.280 Liam SPILLER	37	76	1:48.209 Paul BOXALL
ROW 12	36	636	1:46.033 Matthew MILLS	35	74	1:45.661 Adam RENMANT	34	62	1:43.902 Oliver NUNN
ROW 11	33	28	1:43.761 Craig BICKNELL	32	179	1:43.575 Thomas GARNER	31	228	1:42.832 Paul McFADDEN
ROW 10	30	501	1:41.695 Ashley COID	29	51	1:38.923 Ross CLARKE	28	200	1:38.397 Dan BURNHAM
ROW 9	27			26			25		
ROW 8	24			23			22	888	1:49.998 Paul FAGG
ROW 7	21	999	1:49.877 Jack DWYER	20	111	1:49.179 Evan FINLAYSON-GREEN	19	222	1:49.031 Phil ROOKE
ROW 6	18	180	1:46.517 Mark OVEL	17	45	1:46.341 Glenn SMITH	16	147	1:45.819 Mark SKEVINGTON
ROW 5	15	216	1:44.843 Roy NUNES	14	163	1:44.211 Riccardo BIGUZZI	13	175	1:43.556 Arlindo PESTANA
ROW 4	12	261	1:43.359 Roberto Di GREGORIO	11	300	1:43.290 Aaren CARPENTER	10	508	1:43.151 Daniel McFADDEN
ROW 3	9	201	1:42.148 Scott WEST	8	107	1:42.034 Dave WILLIAMSON	7	66	1:41.904 Jonny HILL
ROW 2	6	86	1:40.411 Frederico LOPES	5	19	1:40.118 Lee GRANT	4	32	1:39.293 Louis FINLAYSON-GREEN
ROW 1	3	344	1:38.505 Andrew WILLIAMS	2	53	1:36.298 Seamus McGLYNN	1	110	1:35.405 Michael CLARKE
								Pole	

These results are provisional until the conclusion of any judicial and technical matters.

Brands Hatch GP
Circuit Length = 2.4332 miles

Clerk Of Course :	Stewards :	Timekeeper : Craig Smith
-------------------	------------	--------------------------

Results can be found at www.tsl-timing.com

Printed - 11:23 Saturday, 17 July 2021



BMCRC - MRO Championships 2021 - Rnd 4 @ Brands Hatch GP

BMCRC Rookie 600 & 1000

RACE 4 - CLASSIFICATION



CONTRACTORS LTD

POS	NO	CL	PIC NAME	ENTRY	LAPS	TIME	GAP	DIFF	MPH	BEST	ON
1	110	1000	1 Michael CLARKE	Yamaha R1 - BIKEBASE.ltd	6	9:38.219			90.89	1:34.724	6
2	53	1000	2 Seamus McGLYNN	Yamaha R1 -	6	9:38.900	0.681	0.681	90.79	1:34.666	6
3	344	1000	3 Andrew WILLIAMS	Kawasaki ZX10R - Standard signs	6	9:50.027	11.808	11.127	89.07	1:36.439	2
4	19	1000	4 Lee GRANT	Yamaha R1M - Grant carpentry and construction ltd	6	10:03.158	24.939	13.131	87.13	1:39.341	6
5	508	1000	5 Daniel McFADDEN	Kawasaki ZX10RR - Danny McFadden Racing	6	10:09.072	30.853	5.914	86.29	1:39.182	3
6	86	1000	6 Frederico LOPES	Kawasaki ZX10R - FLR Procurement Ltd	6	10:09.643	31.424	0.571	86.21	1:40.491	3
7	66	1000	7 Jonny HILL	Honda CBR1000 RR - Michael J Lonsdale Group	6	10:10.035	31.816	0.392	86.15	1:39.982	5
8	201	1000	8 Scott WEST	Suzuki GSXR1000 -	6	10:11.028	32.809	0.993	86.01	1:39.873	4
9	107	1000	9 Dave WILLIAMSON	Kawasaki ZX10R - DWM Racing	6	10:22.480	44.261	11.452	84.43	1:41.678	4
10	300	1000	10 Aaren CARPENTER	Kawasaki ZX10R - Above Build Limited	6	10:26.753	48.534	4.273	83.85	1:42.909	4
11	200	600	1 Dan BURNHAM	Triumph DAYTONA 675 - BDR RACING / KY JAX	6	10:29.433	51.214	2.680	83.50	1:37.089	3
12	51	600	2 Ross CLARKE	Kawasaki ZX600RR - Ross clarke Farriery	6	10:29.733	51.514	0.300	83.46	1:36.937	5
13	163	1000	11 Riccardo BIGUZZI	BMW S1000RR - Jardiner	6	10:35.294	57.075	5.561	82.73	1:42.786	6
14	216	1000	12 Roy NUNES	Suzuki GSXR1000 -	6	10:35.516	57.297	0.222	82.70	1:43.002	5
15	261	1000	13 Roberto Di GREGORIO	Ducati 899 PANIGALE -	6	10:36.186	57.967	0.670	82.61	1:43.192	5
16	180	1000	14 Mark OVEL	Yamaha R1 - I NEED A SPONSOR	6	10:40.179	1:01.960	3.993	82.10	1:43.994	5
17	147	1000	15 Mark SKEVINGTON	Suzuki GSXR 1000 - Teknimek Engineering Ltd	6	10:41.906	1:03.687	1.727	81.87	1:45.378	3
18	212	600	3 Matt PALLETT	Kawasaki ZX6R - In:timber	6	10:42.461	1:04.242	0.555	81.80	1:39.018	3
19	222	1000	16 Phil ROOKE	Kawasaki ZXR 1000 -	6	10:44.776	1:06.557	2.315	81.51	1:45.240	4
20	45	1000	17 Glenn SMITH	Kawasaki ZX10R -	6	10:45.301	1:07.082	0.525	81.44	1:44.522	5
21	999	1000	18 Jack DWYER	Honda CBR 1000RR -	6	10:45.481	1:07.262	0.180	81.42	1:45.246	6
22	501	600	4 Ashley COID	Kawasaki ZX636R -	6	10:45.843	1:07.624	0.362	81.38	1:39.402	3
23	175*	1000	19 Arlindo PESTANA	BMW S1000RR - Pep's racing	6	10:52.010	1:13.791	6.167	80.61	1:43.903	5
24	888	1000	20 Paul FAGG	Honda CBR 1000RR -	6	10:59.655	1:21.436	7.645	79.67	1:45.752	6
25	228	600	5 Paul McFADDEN	Kawasaki ZX636 - T.McFadden Plant Ltd	6	10:59.910	1:21.691	0.255	79.64	1:42.156	5
26	62	600	6 Oliver NUNN	Yamaha R6 - IT UK & STVL	6	10:59.964	1:21.745	0.054	79.63	1:42.090	5
27	28	600	7 Craig BICKNELL	Yamaha R6 - On Point Security LTD	6	11:00.993	1:22.774	1.029	79.51	1:42.233	2
28	179	600	8 Thomas GARNER	Yamaha R6 -	6	11:02.966	1:24.747	1.973	79.27	1:42.717	4
29	111	1000	21 Evan FINLAYSON-GREEN	Honda CBR1000RR - Revs Of Horsham	6	11:04.985	1:26.766	2.019	79.03	1:48.621	2
30	636	600	9 Matthew MILLS	Kawasaki ZX6R -	6	11:12.103	1:33.884	7.118	78.20	1:44.241	5
31	174	600	10 Adam DOCKSEY	Kawasaki ZX-6 -	5	9:46.433	1 Lap	1 Lap	74.68	1:46.198	5
32	371	600	11 Billy HUTCHINGS	Yamaha R6 -	5	9:50.492	1 Lap	4.059	74.17	1:47.760	4
33	76	600	12 Paul BOXALL	Yamaha R6 - WG Tyres	5	9:51.340	1 Lap	0.848	74.06	1:49.490	5
34	98	600	13 Timothy WALSH	Triumph 675 - T P WALSH PHE	5	9:51.730	1 Lap	0.390	74.01	1:47.121	5
35	686	600	14 Liam SPILLER	Honda CBR 600RR - LD Renovate Ltd	5	9:57.899	1 Lap	6.169	73.25	1:48.912	5
36	155	600	15 Eliot SMITH	Honda CBR600RR - Pro-Moto Europe Ltd	5	9:59.262	1 Lap	1.363	73.08	1:50.541	3
37	42	600	16 Kai EVANS	Suzuki GSXR 600 - CBS Ltd Construction and Engin	5	9:59.623	1 Lap	0.361	73.04	1:50.204	3

NOT CLASSIFIED

DNF	32	1000	Louis FINLAYSON-GREEN	Honda CBR1000RR - Revs of Horsham	1	1:45.076	5 Laps	4 Laps	83.36	1:45.076	1
-----	----	------	-----------------------	-----------------------------------	---	----------	--------	--------	-------	----------	---

FASTEST LAP

53	1000	Seamus McGLYNN	Yamaha R1 -	6	1:34.666	92.53 mph	148.91 kph
51	600	Ross CLARKE	Kawasaki ZX600RR - Ross clarke Farriery	5	1:36.937	90.36 mph	145.43 kph

Bike 175 - 10 second penalty - jump start
 Class 1000 - 92.5% of Race Speed = 84.07 mph
 Class 600 - 92.5% of Race Speed = 77.23 mph

Weather / Track : Sunny / Dry

Brands Hatch GP: 2.4332 miles
 Race Distance: 6 Laps / 14.59 miles
 Start: 13:28 Flag 13:37 End: 13:39

Results can be found at www.tsl-timing.com

Printed - 13:40 Saturday, 17 July 2021



BMCRC - MRO Championships 2021 - Rnd 4 @ Brands Hatch GP

BMCRC Rookie 600 & 1000

RACE 4 - SECTOR ANALYSIS



SECTOR 1 = FL to I1, SECTOR 2 = I1 to I2, SECTOR 3 = I2 to FL, DIFF = Difference To Personal Best Lap, P = Crossed Finish Line in Pit Lane, D = Time Disallowed

P1 110 1000 Michael CLARKE		Yamaha R1 - BIKEBASE.ltd					
IDEAL LAP TIME : 1:34.082		BEST LAP TIME : 1:34.724		DIFFERENCE : 0.642			
LAP	SECTOR 1	SECTOR 2	SECTOR 3	LAP TIME	MPH	DIFF	TIME OF DAY
1 -			22.067	1:40.554	87.11	5.830	13:29:50.903
2 -	29.896	43.283	22.179	1:35.358 (3)	91.86	0.634	13:31:26.261
3 -	30.063	43.125	21.897	1:35.085 (2)	92.12	0.361	13:33:01.346
4 -	30.487	43.055	21.853	1:35.395	91.82	0.671	13:34:36.741
5 -	29.953	44.926	22.224	1:37.103	90.21	2.379	13:36:13.844
6 -	30.500	42.333	21.891	1:34.724 (1)	92.47		13:37:48.568

P2 53 1000 Seamus McGLYNN		Yamaha R1 -					
IDEAL LAP TIME : 1:34.203		BEST LAP TIME : 1:34.666		DIFFERENCE : 0.463			
LAP	SECTOR 1	SECTOR 2	SECTOR 3	LAP TIME	MPH	DIFF	TIME OF DAY
1 -			22.318	1:40.083	87.52	5.417	13:29:50.432
2 -	30.110	42.835	22.169	1:35.114 (2)	92.09	0.448	13:31:25.546
3 -	30.283	43.074	22.082	1:35.439	91.78	0.773	13:33:00.985
4 -	30.338	42.547	22.238	1:35.123 (3)	92.08	0.457	13:34:36.108
5 -	30.334	45.417	22.724	1:38.475	88.95	3.809	13:36:14.583
6 -	30.573	42.226	21.867	1:34.666 (1)	92.53		13:37:49.249

P3 344 1000 Andrew WILLIAMS		Kawasaki ZX10R - Standard signs					
IDEAL LAP TIME : 1:36.267		BEST LAP TIME : 1:36.439		DIFFERENCE : 0.172			
LAP	SECTOR 1	SECTOR 2	SECTOR 3	LAP TIME	MPH	DIFF	TIME OF DAY
1 -			22.485	1:41.930	85.93	5.491	13:29:52.279
2 -	30.745	43.037	22.657	1:36.439 (1)	90.83		13:31:28.718
3 -	30.893	43.579	22.720	1:37.192 (2)	90.12	0.753	13:33:05.910
4 -	30.977	43.723	22.651	1:37.351	89.98	0.912	13:34:43.261
5 -	30.878	43.633	22.746	1:37.257 (3)	90.06	0.818	13:36:20.518
6 -	31.839	44.713	23.306	1:39.858	87.72	3.419	13:38:00.376

P4 19 1000 Lee GRANT		Yamaha R1M - Grant carpentry and construction ltd					
IDEAL LAP TIME : 1:39.004		BEST LAP TIME : 1:39.341		DIFFERENCE : 0.337			
LAP	SECTOR 1	SECTOR 2	SECTOR 3	LAP TIME	MPH	DIFF	TIME OF DAY
1 -			23.567	1:44.559	83.77	5.218	13:29:54.908
2 -	31.708	44.637	23.339	1:39.684	87.87	0.343	13:31:34.592
3 -	31.707	44.823	23.105	1:39.635 (3)	87.91	0.294	13:33:14.227
4 -	31.492	44.726	24.091	1:40.309	87.32	0.968	13:34:54.536
5 -	31.515	44.986	23.129	1:39.630 (2)	87.92	0.289	13:36:34.166
6 -	31.262	44.763	23.316	1:39.341 (1)	88.17		13:38:13.507

P5 508 1000 Daniel McFADDEN		Kawasaki ZX10RR - Danny McFadden Racing					
IDEAL LAP TIME : 1:38.677		BEST LAP TIME : 1:39.182		DIFFERENCE : 0.505			
LAP	SECTOR 1	SECTOR 2	SECTOR 3	LAP TIME	MPH	DIFF	TIME OF DAY
1 -			23.519	1:47.127	81.77	7.945	13:29:57.476
2 -	32.145	47.167	23.569	1:42.881	85.14	3.699	13:31:40.357
3 -	31.581	44.611	22.990	1:39.182 (1)	88.32		13:33:19.539
4 -	31.076	45.084	23.299	1:39.459 (2)	88.07	0.277	13:34:58.998
5 -	31.480	45.297	23.513	1:40.290	87.34	1.108	13:36:39.288
6 -	31.913	45.111	23.109	1:40.133 (3)	87.48	0.951	13:38:19.421

BMCRC - MRO Championships 2021 - Rnd 4 @ Brands Hatch GP

BMCRC Rookie 600 & 1000

RACE 4 - SECTOR ANALYSIS



SECTOR 1 = FL to I1, SECTOR 2 = I1 to I2, SECTOR 3 = I2 to FL, DIFF = Difference To Personal Best Lap, P = Crossed Finish Line in Pit Lane, D = Time Disallowed

P6 86 1000 Frederico LOPES		Kawasaki ZX10R - FLR Procurement Ltd					
IDEAL LAP TIME : 1:39.689		BEST LAP TIME : 1:40.491		DIFFERENCE : 0.802			
LAP	SECTOR 1	SECTOR 2	SECTOR 3	LAP TIME	MPH	DIFF	TIME OF DAY
1 -			23.270	1:45.009	83.41	4.518	13:29:55.358
2 -	32.646	45.389	23.416	1:41.451	86.34	0.960	13:31:36.809
3 -	32.529	44.614	23.348	1:40.491 (1)	87.17		13:33:17.300
4 -	32.519	45.073	23.280	1:40.872 (3)	86.84	0.381	13:34:58.172
5 -	32.066	45.166	23.803	1:41.035	86.70	0.544	13:36:39.207
6 -	33.121	44.655	23.009	1:40.785 (2)	86.91	0.294	13:38:19.992

P7 66 1000 Jonny HILL		Honda CBR1000 RR - Michael J Lonsdale Group					
IDEAL LAP TIME : 1:39.512		BEST LAP TIME : 1:39.982		DIFFERENCE : 0.470			
LAP	SECTOR 1	SECTOR 2	SECTOR 3	LAP TIME	MPH	DIFF	TIME OF DAY
1 -			23.260	1:45.836	82.76	5.854	13:29:56.185
2 -	32.421	45.981	23.455	1:41.857	86.00	1.875	13:31:38.042
3 -	32.363	45.191	23.397	1:40.951	86.77	0.969	13:33:18.993
4 -	32.610	45.040	23.063	1:40.713 (3)	86.97	0.731	13:34:59.706
5 -	31.937	44.512	23.533	1:39.982 (1)	87.61		13:36:39.688
6 -	32.832	44.763	23.101	1:40.696 (2)	86.99	0.714	13:38:20.384

P8 201 1000 Scott WEST		Suzuki GSXR1000 -					
IDEAL LAP TIME : 1:39.686		BEST LAP TIME : 1:39.873		DIFFERENCE : 0.187			
LAP	SECTOR 1	SECTOR 2	SECTOR 3	LAP TIME	MPH	DIFF	TIME OF DAY
1 -			23.248	1:47.332	81.61	7.459	13:29:57.681
2 -	31.691	48.313	23.239	1:43.243	84.84	3.370	13:31:40.924
3 -	31.899	45.396	23.237	1:40.532	87.13	0.659	13:33:21.456
4 -	31.624	45.101	23.148	1:39.873 (1)	87.70		13:35:01.329
5 -	31.587	45.352	23.069	1:40.008 (2)	87.59	0.135	13:36:41.337
6 -	31.855	45.030	23.155	1:40.040 (3)	87.56	0.167	13:38:21.377

P9 107 1000 Dave WILLIAMSON		Kawasaki ZX10R - DWM Racing					
IDEAL LAP TIME : 1:41.368		BEST LAP TIME : 1:41.678		DIFFERENCE : 0.310			
LAP	SECTOR 1	SECTOR 2	SECTOR 3	LAP TIME	MPH	DIFF	TIME OF DAY
1 -			23.509	1:49.010	80.35	7.332	13:29:59.359
2 -	32.709	47.335	23.802	1:43.846	84.35	2.168	13:31:43.205
3 -	32.806	45.811	23.331	1:41.948 (2)	85.92	0.270	13:33:25.153
4 -	32.226	45.994	23.458	1:41.678 (1)	86.15		13:35:06.831
5 -	32.977	46.582	23.646	1:43.205	84.87	1.527	13:36:50.036
6 -	33.051	46.007	23.735	1:42.793 (3)	85.21	1.115	13:38:32.829

P10 300 1000 Aaren CARPENTER		Kawasaki ZX10R - Above Build Limited					
IDEAL LAP TIME : 1:42.213		BEST LAP TIME : 1:42.909		DIFFERENCE : 0.696			
LAP	SECTOR 1	SECTOR 2	SECTOR 3	LAP TIME	MPH	DIFF	TIME OF DAY
1 -			23.794	1:50.548	79.23	7.639	13:30:00.897
2 -	32.963	46.196	24.005	1:43.164 (3)	84.91	0.255	13:31:44.061
3 -	33.089	46.375	24.144	1:43.608	84.54	0.699	13:33:27.669
4 -	33.088	45.929	23.892	1:42.909 (1)	85.12		13:35:10.578
5 -	32.737	46.685	24.128	1:43.550	84.59	0.641	13:36:54.128
6 -	33.136	45.682	24.156	1:42.974 (2)	85.06	0.065	13:38:37.102

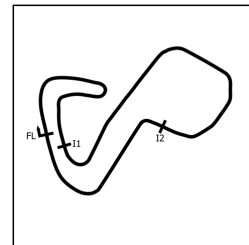
Weather / Track : Sunny / Dry

Brands Hatch GP
 Circuit Length = 2.4332 miles
 Start: 13:28 Flag 13:37 End: 13:39

BMCRC - MRO Championships 2021 - Rnd 4 @ Brands Hatch GP

BMCRC Rookie 600 & 1000

RACE 4 - SECTOR ANALYSIS



SECTOR 1 = FL to I1, SECTOR 2 = I1 to I2, SECTOR 3 = I2 to FL, DIFF = Difference To Personal Best Lap, P = Crossed Finish Line in Pit Lane, D = Time Disallowed

P11 200 600 Dan BURNHAM		Triumph DAYTONA 675 - BDR RACING / KY JAX					
IDEAL LAP TIME : 1:36.979		BEST LAP TIME : 1:37.089		DIFFERENCE : 0.110			
LAP	SECTOR 1	SECTOR 2	SECTOR 3	LAP TIME	MPH	DIFF	TIME OF DAY
1 -		44.200	23.000	2:19.111	62.96	42.022	13:30:29.460
2 -	30.858	44.158	22.765	1:37.781 (3)	89.58	0.692	13:32:07.241
3 -	30.807	43.481	22.801	1:37.089 (1)	90.22		13:33:44.330
4 -	30.733	44.930	23.348	1:39.011	88.47	1.922	13:35:23.341
5 -	30.982	44.811	23.110	1:38.903	88.57	1.814	13:37:02.244
6 -	31.047	43.723	22.768	1:37.538 (2)	89.80	0.449	13:38:39.782

P12 51 600 Ross CLARKE		Kawasaki ZX600RR - Ross clarke Farriery					
IDEAL LAP TIME : 1:36.009		BEST LAP TIME : 1:36.937		DIFFERENCE : 0.928			
LAP	SECTOR 1	SECTOR 2	SECTOR 3	LAP TIME	MPH	DIFF	TIME OF DAY
1 -		43.990	23.343	2:20.055	62.54	43.118	13:30:30.404
2 -	30.303	44.326	22.986	1:37.615	89.73	0.678	13:32:08.019
3 -	30.661	46.733	23.187	1:40.581	87.09	3.644	13:33:48.600
4 -	31.281	43.384	22.912	1:37.577 (3)	89.77	0.640	13:35:26.177
5 -	31.231	43.120	22.586	1:36.937 (1)	90.36		13:37:03.114
6 -	30.960	43.349	22.659	1:36.968 (2)	90.33	0.031	13:38:40.082

P13 163 1000 Riccardo BIGUZZI		BMW S1000RR - Jardiner					
IDEAL LAP TIME : 1:42.582		BEST LAP TIME : 1:42.786		DIFFERENCE : 0.204			
LAP	SECTOR 1	SECTOR 2	SECTOR 3	LAP TIME	MPH	DIFF	TIME OF DAY
1 -			23.952	1:53.352	77.27	10.566	13:30:03.701
2 -	32.881	47.032	24.031	1:43.944 (2)	84.27	1.158	13:31:47.645
3 -	33.111	47.321	24.375	1:44.807	83.58	2.021	13:33:32.452
4 -	33.898	48.057	23.984	1:45.939	82.68	3.153	13:35:18.391
5 -	32.990	47.131	24.345	1:44.466 (3)	83.85	1.680	13:37:02.857
6 -	32.684	45.946	24.156	1:42.786 (1)	85.22		13:38:45.643

P14 216 1000 Roy NUNES		Suzuki GSXR1000 -					
IDEAL LAP TIME : 1:42.094		BEST LAP TIME : 1:43.002		DIFFERENCE : 0.908			
LAP	SECTOR 1	SECTOR 2	SECTOR 3	LAP TIME	MPH	DIFF	TIME OF DAY
1 -			24.017	1:53.919	76.89	10.917	13:30:04.268
2 -	34.393	48.151	24.297	1:46.841	81.98	3.839	13:31:51.109
3 -	34.387	45.836	23.661	1:43.884 (3)	84.32	0.882	13:33:34.993
4 -	32.861	46.736	23.986	1:43.583 (2)	84.56	0.581	13:35:18.576
5 -	33.085	45.572	24.345	1:43.002 (1)	85.04		13:37:01.578
6 -	34.181	46.155	23.951	1:44.287	83.99	1.285	13:38:45.865

P15 261 1000 Roberto Di GREGORIO		Ducati 899 PANIGALE -					
IDEAL LAP TIME : 1:41.887		BEST LAP TIME : 1:43.192		DIFFERENCE : 1.305			
LAP	SECTOR 1	SECTOR 2	SECTOR 3	LAP TIME	MPH	DIFF	TIME OF DAY
1 -			24.175	1:53.705	77.03	10.513	13:30:04.054
2 -	32.757	47.274	23.950	1:43.981 (2)	84.24	0.789	13:31:48.035
3 -	34.231	46.984	24.191	1:45.406	83.10	2.214	13:33:33.441
4 -	33.825	47.634	24.331	1:45.790	82.80	2.598	13:35:19.231
5 -	32.749	46.593	23.850	1:43.192 (1)	84.88		13:37:02.423
6 -	34.340	45.288	24.484	1:44.112 (3)	84.13	0.920	13:38:46.535

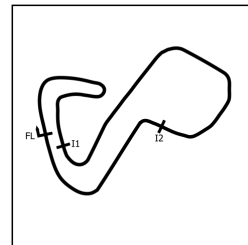
Weather / Track : Sunny / Dry

Brands Hatch GP
Circuit Length = 2.4332 miles
Start: 13:28 Flag 13:37 End: 13:39

BMCRC - MRO Championships 2021 - Rnd 4 @ Brands Hatch GP

BMCRC Rookie 600 & 1000

RACE 4 - SECTOR ANALYSIS



SECTOR 1 = FL to I1, SECTOR 2 = I1 to I2, SECTOR 3 = I2 to FL, DIFF = Difference To Personal Best Lap, P = Crossed Finish Line in Pit Lane, D = Time Disallowed

P16 180 1000 Mark OVEL				Yamaha R1 - I NEED A SPONSOR			
IDEAL LAP TIME : 1:43.727		BEST LAP TIME : 1:43.994		DIFFERENCE : 0.267			
LAP	SECTOR 1	SECTOR 2	SECTOR 3	LAP TIME	MPH	DIFF	TIME OF DAY
1 -			24.925	1:56.367	75.27	12.373	13:30:06.716
2 -	33.684	47.839	24.423	1:45.946	82.68	1.952	13:31:52.662
3 -	33.744	46.953	24.298	1:44.995	83.43	1.001	13:33:37.657
4 -	33.933	46.402	24.405	1:44.740 (3)	83.63	0.746	13:35:22.397
5 -	33.631	46.053	24.310	1:43.994 (1)	84.23		13:37:06.391
6 -	33.659	46.435	24.043	1:44.137 (2)	84.11	0.143	13:38:50.528

P17 147 1000 Mark SKEVINGTON				Suzuki GSXR 1000 - Teknimek Engineering Ltd			
IDEAL LAP TIME : 1:44.871		BEST LAP TIME : 1:45.378		DIFFERENCE : 0.507			
LAP	SECTOR 1	SECTOR 2	SECTOR 3	LAP TIME	MPH	DIFF	TIME OF DAY
1 -			24.141	1:50.255	79.45	4.877	13:30:00.604
2 -	33.967	48.506	24.734	1:47.207	81.70	1.829	13:31:47.811
3 -	34.086	46.939	24.353	1:45.378 (1)	83.12		13:33:33.189
4 -	33.904	48.213	24.680	1:46.797	82.02	1.419	13:35:19.986
5 -	33.897	46.833	25.303	1:46.033 (2)	82.61	0.655	13:37:06.019
6 -	34.266	46.981	24.989	1:46.236 (3)	82.45	0.858	13:38:52.255

P18 212 600 Matt PALLETT				Kawasaki ZX6R - In:timber			
IDEAL LAP TIME : 1:38.080		BEST LAP TIME : 1:39.018		DIFFERENCE : 0.938			
LAP	SECTOR 1	SECTOR 2	SECTOR 3	LAP TIME	MPH	DIFF	TIME OF DAY
1 -		46.063	23.572	2:25.317	60.28	46.299	13:30:35.666
2 -	31.689	44.422	23.257	1:39.368	88.15	0.350	13:32:15.034
3 -	31.325	44.523	23.170	1:39.018 (1)	88.46		13:33:54.052
4 -	31.226	44.821	23.005	1:39.052 (2)	88.43	0.034	13:35:33.104
5 -	31.832	43.849	23.464	1:39.145 (3)	88.35	0.127	13:37:12.249
6 -	31.919	45.616	23.026	1:40.561	87.10	1.543	13:38:52.810

P19 222 1000 Phil ROOKE				Kawasaki ZXR 1000 -			
IDEAL LAP TIME : 1:44.585		BEST LAP TIME : 1:45.240		DIFFERENCE : 0.655			
LAP	SECTOR 1	SECTOR 2	SECTOR 3	LAP TIME	MPH	DIFF	TIME OF DAY
1 -		48.651	24.636	1:56.756	75.02	11.516	13:30:07.105
2 -	34.218	47.592	24.477	1:46.287	82.41	1.047	13:31:53.392
3 -	34.143	47.127	24.334	1:45.604	82.94	0.364	13:33:38.996
4 -	33.628	47.632	23.980	1:45.240 (1)	83.23		13:35:24.236
5 -	33.561	47.349	24.560	1:45.470 (3)	83.05	0.230	13:37:09.706
6 -	33.948	47.044	24.427	1:45.419 (2)	83.09	0.179	13:38:55.125

P20 45 1000 Glenn SMITH				Kawasaki ZX10R -			
IDEAL LAP TIME : 1:44.176		BEST LAP TIME : 1:44.522		DIFFERENCE : 0.346			
LAP	SECTOR 1	SECTOR 2	SECTOR 3	LAP TIME	MPH	DIFF	TIME OF DAY
1 -			24.505	1:55.504	75.83	10.982	13:30:05.853
2 -	33.637	47.699	24.592	1:45.928 (2)	82.69	1.406	13:31:51.781
3 -	34.605	47.537	24.417	1:46.559	82.20	2.037	13:33:38.340
4 -	34.355	48.059	24.258	1:46.672	82.11	2.150	13:35:25.012
5 -	33.877	46.281	24.364	1:44.522 (1)	83.80		13:37:09.534
6 -	34.610	46.825	24.681	1:46.116 (3)	82.54	1.594	13:38:55.650

Weather / Track : Sunny / Dry

Brands Hatch GP
Circuit Length = 2.4332 miles
Start: 13:28 Flag 13:37 End: 13:39

BMCRC - MRO Championships 2021 - Rnd 4 @ Brands Hatch GP

BMCRC Rookie 600 & 1000

RACE 4 - SECTOR ANALYSIS



SECTOR 1 = FL to I1, SECTOR 2 = I1 to I2, SECTOR 3 = I2 to FL, DIFF = Difference To Personal Best Lap, P = Crossed Finish Line in Pit Lane, D = Time Disallowed

P21 999 1000 Jack DWYER			Honda CBR 1000RR -				
IDEAL LAP TIME : 1:45.246		BEST LAP TIME : 1:45.246		DIFFERENCE : 0.000			
LAP	SECTOR 1	SECTOR 2	SECTOR 3	LAP TIME	MPH	DIFF	TIME OF DAY
1 -			24.605	1:53.463	77.20	8.217	13:30:03.812
2 -	34.576	48.160	24.481	1:47.217	81.70	1.971	13:31:51.029
3 -	33.964	47.980	24.539	1:46.483 (3)	82.26	1.237	13:33:37.512
4 -	34.108	47.723	24.354	1:46.185 (2)	82.49	0.939	13:35:23.697
5 -	34.644	47.824	24.419	1:46.887	81.95	1.641	13:37:10.584
6 -	33.773	47.414	24.059	1:45.246 (1)	83.23		13:38:55.830

P22 501 600 Ashley COID			Kawasaki ZX636R -				
IDEAL LAP TIME : 1:39.402		BEST LAP TIME : 1:39.402		DIFFERENCE : 0.000			
LAP	SECTOR 1	SECTOR 2	SECTOR 3	LAP TIME	MPH	DIFF	TIME OF DAY
1 -		45.181	23.580	2:22.045	61.66	42.643	13:30:32.394
2 -	31.580	44.711	23.641	1:39.932 (2)	87.65	0.530	13:32:12.326
3 -	31.481	44.595	23.326	1:39.402 (1)	88.12		13:33:51.728
4 -	31.619	46.052	23.378	1:41.049	86.68	1.647	13:35:32.777
5 -	32.345	44.755	23.531	1:40.631 (3)	87.04	1.229	13:37:13.408
6 -	31.934	46.689	24.161	1:42.784	85.22	3.382	13:38:56.192

P23 175 1000 Arlindo PESTANA			BMW S1000RR - Pep's racing				
IDEAL LAP TIME : 1:43.606		BEST LAP TIME : 1:43.903		DIFFERENCE : 0.297			
LAP	SECTOR 1	SECTOR 2	SECTOR 3	LAP TIME	MPH	DIFF	TIME OF DAY
1 -			24.557	1:55.141	76.07	11.238	13:30:05.490
2 -	33.467	48.894	24.344	1:46.705	82.09	2.802	13:31:52.195
3 -	33.538	47.919	24.220	1:45.677 (3)	82.89	1.774	13:33:37.872
4 -	34.144	47.679	24.185	1:46.008	82.63	2.105	13:35:23.880
5 -	32.501	47.059	24.343	1:43.903 (1)	84.30		13:37:07.783
6 -	32.980	46.920	24.676	1:44.576 (2)	83.76	0.673	13:38:52.359

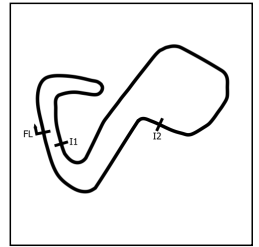
P24 888 1000 Paul FAGG			Honda CBR 1000RR -				
IDEAL LAP TIME : 1:45.752		BEST LAP TIME : 1:45.752		DIFFERENCE : 0.000			
LAP	SECTOR 1	SECTOR 2	SECTOR 3	LAP TIME	MPH	DIFF	TIME OF DAY
1 -			24.501	1:57.261	74.70	11.509	13:30:07.610
2 -	35.366	48.940	24.467	1:48.773 (3)	80.53	3.021	13:31:56.383
3 -	35.547	48.581	25.128	1:49.256	80.17	3.504	13:33:45.639
4 -	35.834	49.626	24.951	1:50.411	79.33	4.659	13:35:36.050
5 -	35.541	48.369	24.292	1:48.202 (2)	80.95	2.450	13:37:24.252
6 -	33.693	47.938	24.121	1:45.752 (1)	82.83		13:39:10.004

P25 228 600 Paul McFADDEN			Kawasaki ZX636 - T.McFadden Plant Ltd				
IDEAL LAP TIME : 1:41.507		BEST LAP TIME : 1:42.156		DIFFERENCE : 0.649			
LAP	SECTOR 1	SECTOR 2	SECTOR 3	LAP TIME	MPH	DIFF	TIME OF DAY
1 -		47.626	23.919	2:26.531	59.78	44.375	13:30:36.880
2 -	32.759	46.328	23.981	1:43.068	84.99	0.912	13:32:19.948
3 -	32.419	46.385	24.198	1:43.002	85.04	0.846	13:34:02.950
4 -	32.802	46.311	23.614	1:42.727 (3)	85.27	0.571	13:35:45.677
5 -	32.918	45.474	23.764	1:42.156 (1)	85.74		13:37:27.833
6 -	32.810	45.711	23.905	1:42.426 (2)	85.52	0.270	13:39:10.259

BMCRC - MRO Championships 2021 - Rnd 4 @ Brands Hatch GP

BMCRC Rookie 600 & 1000

RACE 4 - SECTOR ANALYSIS



SECTOR 1 = FL to I1, SECTOR 2 = I1 to I2, SECTOR 3 = I2 to FL, DIFF = Difference To Personal Best Lap, P = Crossed Finish Line in Pit Lane, D = Time Disallowed

P26 62 600		Oliver NUNN		Yamaha R6 - IT UK & STVL			
IDEAL LAP TIME : 1:41.402		BEST LAP TIME : 1:42.090		DIFFERENCE : 0.688			
LAP	SECTOR 1	SECTOR 2	SECTOR 3	LAP TIME	MPH	DIFF	TIME OF DAY
1 -		47.181	24.237	2:27.591	59.35	45.501	13:30:37.940
2 -	33.086	46.085	23.712	1:42.883	85.14	0.793	13:32:20.823
3 -	32.406	45.859	24.063	1:42.328 (3)	85.60	0.238	13:34:03.151
4 -	32.960	46.227	23.621	1:42.808	85.20	0.718	13:35:45.959
5 -	32.913	45.518	23.659	1:42.090 (1)	85.80		13:37:28.049
6 -	33.120	45.666	23.478	1:42.264 (2)	85.65	0.174	13:39:10.313

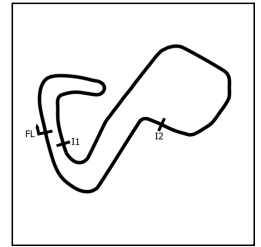
P27 28 600		Craig BICKNELL		Yamaha R6 - On Point Security LTD			
IDEAL LAP TIME : 1:42.038		BEST LAP TIME : 1:42.233		DIFFERENCE : 0.195			
LAP	SECTOR 1	SECTOR 2	SECTOR 3	LAP TIME	MPH	DIFF	TIME OF DAY
1 -		45.859	24.131	2:25.534	60.19	43.301	13:30:35.883
2 -	32.839	45.405	23.989	1:42.233 (1)	85.68		13:32:18.116
3 -	33.010	46.162	24.336	1:43.508	84.62	1.275	13:34:01.624
4 -	32.812	46.012	23.821	1:42.645 (2)	85.34	0.412	13:35:44.269
5 -	33.353	45.897	24.112	1:43.362 (3)	84.74	1.129	13:37:27.631
6 -	33.854	45.827	24.030	1:43.711	84.46	1.478	13:39:11.342

P28 179 600		Thomas GARNER		Yamaha R6 -			
IDEAL LAP TIME : 1:41.715		BEST LAP TIME : 1:42.717		DIFFERENCE : 1.002			
LAP	SECTOR 1	SECTOR 2	SECTOR 3	LAP TIME	MPH	DIFF	TIME OF DAY
1 -		47.354	24.082	2:26.120	59.94	43.403	13:30:36.469
2 -	32.812	46.210	23.760	1:42.782 (2)	85.22	0.065	13:32:19.251
3 -	32.525	46.819	24.199	1:43.543	84.60	0.826	13:34:02.794
4 -	32.634	46.183	23.900	1:42.717 (1)	85.28		13:35:45.511
5 -	33.790	45.943	23.247	1:42.980 (3)	85.06	0.263	13:37:28.491
6 -	33.148	47.833	23.843	1:44.824	83.56	2.107	13:39:13.315

P29 111 1000		Evan FINLAYSON-GREEN		Honda CBR1000RR - Revs Of Horsham			
IDEAL LAP TIME : 1:48.530		BEST LAP TIME : 1:48.621		DIFFERENCE : 0.091			
LAP	SECTOR 1	SECTOR 2	SECTOR 3	LAP TIME	MPH	DIFF	TIME OF DAY
1 -			25.102	1:56.833	74.97	8.212	13:30:07.182
2 -	35.578	47.850	25.193	1:48.621 (1)	80.64		13:31:55.803
3 -	35.967	48.156	25.598	1:49.721 (3)	79.83	1.100	13:33:45.524
4 -	35.603	49.163	25.652	1:50.418	79.33	1.797	13:35:35.942
5 -	35.780	48.689	25.258	1:49.727	79.83	1.106	13:37:25.669
6 -	35.734	48.161	25.770	1:49.665 (2)	79.87	1.044	13:39:15.334

P30 636 600		Matthew MILLS		Kawasaki ZX6R -			
IDEAL LAP TIME : 1:43.900		BEST LAP TIME : 1:44.241		DIFFERENCE : 0.341			
LAP	SECTOR 1	SECTOR 2	SECTOR 3	LAP TIME	MPH	DIFF	TIME OF DAY
1 -		46.881	24.409	2:27.523	59.37	43.282	13:30:37.872
2 -	33.648	46.903	24.151	1:44.702 (3)	83.66	0.461	13:32:22.574
3 -	32.876	47.288	24.426	1:44.590 (2)	83.75	0.349	13:34:07.164
4 -	33.147	47.387	24.340	1:44.874	83.52	0.633	13:35:52.038
5 -	33.154	46.944	24.143	1:44.241 (1)	84.03		13:37:36.279
6 -	33.495	47.734	24.944	1:46.173	82.50	1.932	13:39:22.452

BMCRC - MRO Championships 2021 - Rnd 4 @ Brands Hatch GP



BMCRC Rookie 600 & 1000

RACE 4 - SECTOR ANALYSIS

SECTOR 1 = FL to I1, SECTOR 2 = I1 to I2, SECTOR 3 = I2 to FL, DIFF = Difference To Personal Best Lap, P = Crossed Finish Line in Pit Lane, D = Time Disallowed

P31 174 600 Adam DOCKSEY		Kawasaki ZX-6 -					
IDEAL LAP TIME : 1:45.527		BEST LAP TIME : 1:46.198					
		DIFFERENCE : 0.671					
LAP	SECTOR 1	SECTOR 2	SECTOR 3	LAP TIME	MPH	DIFF	TIME OF DAY
1 -		49.977	25.118	2:35.541	56.31	49.343	13:30:45.890
2 -	35.052	50.276	25.181	1:50.509	79.26	4.311	13:32:36.399
3 -	34.205	48.288	24.667	1:47.160 (3)	81.74	0.962	13:34:23.559
4 -	33.679	48.228	25.118	1:47.025 (2)	81.84	0.827	13:36:10.584
5 -	34.009	47.181	25.008	1:46.198 (1)	82.48		13:37:56.782

P32 371 600 Billy HUTCHINGS		Yamaha R6 -					
IDEAL LAP TIME : 1:47.470		BEST LAP TIME : 1:47.760					
		DIFFERENCE : 0.290					
LAP	SECTOR 1	SECTOR 2	SECTOR 3	LAP TIME	MPH	DIFF	TIME OF DAY
1 -		50.670	25.818	2:34.891	56.55	47.131	13:30:45.240
2 -	35.441	50.249	25.631	1:51.321	78.68	3.561	13:32:36.561
3 -	34.676	48.623	24.904	1:48.203 (2)	80.95	0.443	13:34:24.764
4 -	33.943	48.696	25.121	1:47.760 (1)	81.29		13:36:12.524
5 -	34.291	48.995	25.031	1:48.317 (3)	80.87	0.557	13:38:00.841

P33 76 600 Paul BOXALL		Yamaha R6 - WG Tyres					
IDEAL LAP TIME : 1:48.563		BEST LAP TIME : 1:49.490					
		DIFFERENCE : 0.927					
LAP	SECTOR 1	SECTOR 2	SECTOR 3	LAP TIME	MPH	DIFF	TIME OF DAY
1 -		49.159	25.094	2:31.924	57.65	42.434	13:30:42.273
2 -	34.310	50.198	25.585	1:50.093 (3)	79.56	0.603	13:32:32.366
3 -	34.684	49.515	25.417	1:49.616 (2)	79.91	0.126	13:34:21.982
4 -	34.447	50.219	25.551	1:50.217	79.47	0.727	13:36:12.199
5 -	34.563	49.634	25.293	1:49.490 (1)	80.00		13:38:01.689

P34 98 600 Timothy WALSH		Triumph 675 - T P WALSH PHE					
IDEAL LAP TIME : 1:47.096		BEST LAP TIME : 1:47.121					
		DIFFERENCE : 0.025					
LAP	SECTOR 1	SECTOR 2	SECTOR 3	LAP TIME	MPH	DIFF	TIME OF DAY
1 -		51.017	25.527	2:37.036	55.78	49.915	13:30:47.385
2 -	35.072	49.427	25.847	1:50.346	79.38	3.225	13:32:37.731
3 -	34.646	49.629	24.818	1:49.093 (3)	80.29	1.972	13:34:26.824
4 -	34.216	48.522	25.396	1:48.134 (2)	81.00	1.013	13:36:14.958
5 -	34.065	48.213	24.843	1:47.121 (1)	81.77		13:38:02.079

P35 686 600 Liam SPILLER		Honda CBR 600RR - LD Renovate Ltd					
IDEAL LAP TIME : 1:48.470		BEST LAP TIME : 1:48.912					
		DIFFERENCE : 0.442					
LAP	SECTOR 1	SECTOR 2	SECTOR 3	LAP TIME	MPH	DIFF	TIME OF DAY
1 -		51.352	25.312	2:36.426	55.99	47.514	13:30:46.775
2 -	35.403	50.987	25.447	1:51.837	78.32	2.925	13:32:38.612
3 -	34.758	50.091	25.266	1:50.115 (2)	79.55	1.203	13:34:28.727
4 -	34.436	50.830	25.343	1:50.609 (3)	79.19	1.697	13:36:19.336
5 -	34.878	48.952	25.082	1:48.912 (1)	80.43		13:38:08.248

P36 155 600 Eliot SMITH		Honda CBR600RR - Pro-Moto Europe Ltd					
IDEAL LAP TIME : 1:49.480		BEST LAP TIME : 1:50.541					
		DIFFERENCE : 1.061					
LAP	SECTOR 1	SECTOR 2	SECTOR 3	LAP TIME	MPH	DIFF	TIME OF DAY
1 -		50.238	25.825	2:35.419	56.36	44.878	13:30:45.768
2 -	35.666	50.023	25.686	1:51.375	78.65	0.834	13:32:37.143
3 -	35.618	49.808	25.115	1:50.541 (1)	79.24		13:34:27.684
4 -	34.557	50.298	25.923	1:50.778 (2)	79.07	0.237	13:36:18.462
5 -	35.096	50.295	25.758	1:51.149 (3)	78.81	0.608	13:38:09.611

BMCRC - MRO Championships 2021 - Rnd 4 @ Brands Hatch GP

BMCRC Rookie 600 & 1000

RACE 4 - SECTOR ANALYSIS



SECTOR 1 = FL to I1, SECTOR 2 = I1 to I2, SECTOR 3 = I2 to FL, DIFF = Difference To Personal Best Lap, P = Crossed Finish Line in Pit Lane, D = Time Disallowed

P37 42 600 Kai EVANS		Suzuki GSXR 600 - CBS Ltd Construction and Engineering					
IDEAL LAP TIME : 1:50.204		BEST LAP TIME : 1:50.204		DIFFERENCE : 0.000			
LAP	SECTOR 1	SECTOR 2	SECTOR 3	LAP TIME	MPH	DIFF	TIME OF DAY
1 -		50.480	25.387	2:35.001	56.51	44.797	13:30:45.350
2 -	35.151	50.309	25.451	1:50.911 (2)	78.98	0.707	13:32:36.261
3 -	35.060	49.816	25.328	1:50.204 (1)	79.48		13:34:26.465
4 -	35.121	50.214	25.998	1:51.333 (3)	78.68	1.129	13:36:17.798
5 -	35.614	51.132	25.428	1:52.174	78.09	1.970	13:38:09.972

P38 32 1000 Louis FINLAYSON-GREEN		Honda CBR1000RR - Revs of Horsham					
IDEAL LAP TIME :		BEST LAP TIME : 1:45.076		DIFFERENCE :			
LAP	SECTOR 1	SECTOR 2	SECTOR 3	LAP TIME	MPH	DIFF	TIME OF DAY
1 -			23.253	1:45.076 (1)	83.36		13:29:55.425

BMCRC - MRO Championships 2021 - Rnd 4 @ Brands Hatch GP

BMCRC Rookie 600 & 1000

RACE 4 - BEST SECTORS

SECTOR 1			SECTOR 2			SECTOR 3			IDEAL / BEST COMPARISON						
POS	NO	NAME	TIME	NO	NAME	TIME	NO	NAME	TIME	POS	NO	NAME	IDEAL	BEST	DIFF
												PERFECT LAP	1:33.975		
1	110	CLARKE	29.896	53	McGLYNN	42.226	110	CLARKE	21.853	1	110	CLARKE	1:34.082	1:34.724	0.642
2	53	McGLYNN	30.110	110	CLARKE	42.333	53	McGLYNN	21.867	2	53	McGLYNN	1:34.203	1:34.666	0.463
3	51	CLARKE	30.303	344	WILLIAMS	43.037	344	WILLIAMS	22.485	3	51	CLARKE	1:36.009	1:36.937	0.928
4	200	BURNHAM	30.733	51	CLARKE	43.120	51	CLARKE	22.586	4	344	WILLIAMS	1:36.267	1:36.439	0.172
5	344	WILLIAMS	30.745	200	BURNHAM	43.481	200	BURNHAM	22.765	5	200	BURNHAM	1:36.979	1:37.089	0.110
6	508	McFADDEN	31.076	212	PALLET	43.849	508	McFADDEN	22.990	6	212	PALLET	1:38.080	1:39.018	0.938
7	212	PALLET	31.226	66	HILL	44.512	212	PALLET	23.005	7	508	McFADDEN	1:38.677	1:39.182	0.505
8	19	GRANT	31.262	501	COID	44.595	86	LOPES	23.009	8	19	GRANT	1:39.004	1:39.341	0.337
9	501	COID	31.481	508	McFADDEN	44.611	66	HILL	23.063	9	501	COID	1:39.402	1:39.402	0.000
10	201	WEST	31.587	86	LOPES	44.614	201	WEST	23.069	10	66	HILL	1:39.512	1:39.982	0.470
11	66	HILL	31.937	19	GRANT	44.637	19	GRANT	23.105	11	201	WEST	1:39.686	1:39.873	0.187
12	86	LOPES	32.066	201	WEST	45.030	179	GARNER	23.247	12	86	LOPES	1:39.689	1:40.491	0.802
13	107	WILLIAMSON	32.226	261	GREGORIO	45.288	32	FINLAYSON-GREE	23.253	13	107	WILLIAMSON	1:41.368	1:41.678	0.310
14	62	NUNN	32.406	28	BICKNELL	45.405	501	COID	23.326	14	62	NUNN	1:41.402	1:42.090	0.688
15	228	McFADDEN	32.419	228	McFADDEN	45.474	107	WILLIAMSON	23.331	15	228	McFADDEN	1:41.507	1:42.156	0.649
16	175	PESTANA	32.501	62	NUNN	45.518	62	NUNN	23.478	16	179	GARNER	1:41.715	1:42.717	1.002
17	179	GARNER	32.525	216	NUNES	45.572	228	McFADDEN	23.614	17	261	GREGORIO	1:41.887	1:43.192	1.305
18	32	FINLAYSON-GREE	32.679	300	CARPENTER	45.682	216	NUNES	23.661	18	28	BICKNELL	1:42.038	1:42.233	0.195
19	163	BIGUZZI	32.684	107	WILLIAMSON	45.811	300	CARPENTER	23.794	19	216	NUNES	1:42.094	1:43.002	0.908
20	300	CARPENTER	32.737	179	GARNER	45.943	28	BICKNELL	23.821	20	300	CARPENTER	1:42.213	1:42.909	0.696
21	261	GREGORIO	32.749	163	BIGUZZI	45.946	261	GREGORIO	23.850	21	163	BIGUZZI	1:42.582	1:42.786	0.204
22	28	BICKNELL	32.812	180	OVEL	46.053	163	BIGUZZI	23.952	22	175	PESTANA	1:43.606	1:43.903	0.297
23	216	NUNES	32.861	45	SMITH	46.281	222	ROOKE	23.980	23	180	OVEL	1:43.727	1:43.994	0.267
24	636	MILLS	32.876	147	SKEVINGTON	46.833	180	OVEL	24.043	24	636	MILLS	1:43.900	1:44.241	0.341
25	222	ROOKE	33.561	636	MILLS	46.881	999	DWYER	24.059	25	45	SMITH	1:44.176	1:44.522	0.346
26	180	OVEL	33.631	175	PESTANA	46.920	888	FAGG	24.121	26	222	ROOKE	1:44.585	1:45.240	0.655
27	45	SMITH	33.637	222	ROOKE	47.044	147	SKEVINGTON	24.141	27	147	SKEVINGTON	1:44.871	1:45.378	0.507
28	174	DOCKSEY	33.679	174	DOCKSEY	47.181	636	MILLS	24.143	28	999	DWYER	1:45.246	1:45.246	0.000
29	888	FAGG	33.693	999	DWYER	47.414	175	PESTANA	24.185	29	174	DOCKSEY	1:45.527	1:46.198	0.671
30	999	DWYER	33.773	111	FINLAYSON-GREE	47.850	45	SMITH	24.258	30	888	FAGG	1:45.752	1:45.752	0.000
31	147	SKEVINGTON	33.897	888	FAGG	47.938	174	DOCKSEY	24.667	31	98	WALSH	1:47.096	1:47.121	0.025
32	371	HUTCHINGS	33.943	98	WALSH	48.213	98	WALSH	24.818	32	371	HUTCHINGS	1:47.470	1:47.760	0.290
33	98	WALSH	34.065	371	HUTCHINGS	48.623	371	HUTCHINGS	24.904	33	686	SPILLER	1:48.470	1:48.912	0.442
34	76	BOXALL	34.310	686	SPILLER	48.952	686	SPILLER	25.082	34	111	FINLAYSON-GREEN	1:48.530	1:48.621	0.091
35	686	SPILLER	34.436	76	BOXALL	49.159	76	BOXALL	25.094	35	76	BOXALL	1:48.563	1:49.490	0.927
36	155	SMITH	34.557	155	SMITH	49.808	111	FINLAYSON-GREE	25.102	36	155	SMITH	1:49.480	1:50.541	1.061
37	42	EVANS	35.060	42	EVANS	49.816	155	SMITH	25.115	37	42	EVANS	1:50.204	1:50.204	0.000
38	111	FINLAYSON-GREE	35.578				42	EVANS	25.328	38	32	FINLAYSON-GREEN		1:45.076	

Weather / Track : Sunny / Dry

Results can be found at www.tsl-timing.com

Brands Hatch GP

Circuit Length = 2.4332 miles

Start: 13:28 Flag 13:37 End: 13:39

Printed - 13:40 Saturday, 17 July 2021

BMCRC - MRO Championships 2021 - Rnd 4 @ Brands Hatch GP

BMCRC Rookie 600 & 1000

RACE 4 - STATISTICS

Competitors Started 38
Planned Start 2021-07-17 @ 12:35:00.000
Actual Start 2021-07-17 @ 13:28:10.348
Finish Time 2021-07-17 @ 13:37:48.567
Track Length 2.4332mi.
Total Laps 216
Total Distance Covered 525.5905mi.

Session Fastest Lap History

NO	CL	NAME	LAP TIME	TIME OF DAY	LAP	VEHICLE
53	1000	Seamus McGLYNN	1:40.083	13:29:50.432	1	Yamaha R1
53	1000	Seamus McGLYNN	1:35.114	13:31:25.567	2	Yamaha R1
110	1000	Michael CLARKE	1:35.085	13:33:01.367	3	Yamaha R1
110	1000	Michael CLARKE	1:34.724	13:37:48.588	6	Yamaha R1
53	1000	Seamus McGLYNN	1:34.666	13:37:49.270	6	Yamaha R1

Session Leader History

NO	CL	NAME	FROM LAP	LAPS LED	DISTANCE	VEHICLE
53	1000	Seamus McGLYNN	1	4	9.73 miles	Yamaha R1
110	1000	Michael CLARKE	5	2	4.86 miles	Yamaha R1

Flag History

TYPE	TIME OF DAY
GREEN	13:28:10.348
FINISH	13:37:48.567

Flag Statistics

TYPE	COUNT	TOTAL LAPS	TOTAL TIME
Green	1	6	11:23.439
Red	0	0	0.000
Safety Car	0	0	0.000
FCY	0	0	0.000

BMCRC - MRO Championships 2021 - Rnd 4 @ Brands Hatch GP

BMCRC Rookie 600 & 1000

RACE 4 - STATISTICS

CLASS : 1000

22 Starters

Fastest Lap History

NO	NAME	LAP TIME	TIME OF DAY	LAP	VEHICLE
53	Seamus McGLYNN	1:40.083	13:29:50.432	1	Yamaha R1
53	Seamus McGLYNN	1:35.114	13:31:25.567	2	Yamaha R1
110	Michael CLARKE	1:35.085	13:33:01.367	3	Yamaha R1
110	Michael CLARKE	1:34.724	13:37:48.588	6	Yamaha R1
53	Seamus McGLYNN	1:34.666	13:37:49.270	6	Yamaha R1

Leader History

NO	NAME	FROM LAP	LAPS LED	DISTANCE	VEHICLE
53	Seamus McGLYNN	1	4	9.73 miles	Yamaha R1
110	Michael CLARKE	5	2	4.86 miles	Yamaha R1

BMCRC - MRO Championships 2021 - Rnd 4 @ Brands Hatch GP

BMCRC Rookie 600 & 1000

RACE 4 - STATISTICS

CLASS : 600

16 Starters

Fastest Lap History

NO	NAME	LAP TIME	TIME OF DAY	LAP	VEHICLE
200	Dan BURNHAM	2:19.111	13:30:29.471	1	Triumph DAYTONA 675
200	Dan BURNHAM	1:37.781	13:32:07.251	2	Triumph DAYTONA 675
51	Ross CLARKE	1:37.615	13:32:08.042	2	Kawasaki ZX600RR
200	Dan BURNHAM	1:37.089	13:33:44.340	3	Triumph DAYTONA 675
51	Ross CLARKE	1:36.937	13:37:03.137	5	Kawasaki ZX600RR

Leader History

NO	NAME	FROM LAP	LAPS LED	DISTANCE	VEHICLE
200	Dan BURNHAM	1	6	14.59 miles	Triumph DAYTONA 675

BMCRC - MRO Championships 2021 - Rnd 4 @ Brands Hatch GP

BMCRC Rookie 600 & 1000

RACE 14 - GRID (6 Laps)



CONTRACTORS LTD

ROW 15	45		44	74 Adam RENMANT	43	155 1:50.541 Eliot SMITH
ROW 14	42	42 1:50.204 Kai EVANS	41	76 1:49.490 Paul BOXALL	40	686 1:48.912 Liam SPILLER
ROW 13	39	371 1:47.760 Billy HUTCHINGS	38	98 1:47.121 Timothy WALSH	37	174 1:46.198 Adam DOCKSEY
ROW 12	36	636 1:44.241 Matthew MILLS	35	179 1:42.717 Thomas GARNER	34	28 1:42.233 Craig BICKNELL
ROW 11	33	228 1:42.156 Paul McFADDEN	32	62 1:42.090 Oliver NUNN	31	501 1:39.402 Ashley COID
ROW 10	30	212 1:39.018 Matt PALLETT	29	200 1:37.089 Dan BURNHAM	28	51 1:36.937 Ross CLARKE
ROW 9	27		26		25	
ROW 8	24		23		22	111 1:48.621 Evan FINLAYSON-GREEN
ROW 7	21	888 1:45.752 Paul FAGG	20	147 1:45.378 Mark SKEVINGTON	19	999 1:45.246 Jack DWYER
ROW 6	18	222 1:45.240 Phil ROOKE	17	32 1:45.076 Louis FINLAYSON-GREEN	16	45 1:44.522 Glenn SMITH
ROW 5	15	180 1:43.994 Mark OVEL	14	175 1:43.903 Arlindo PESTANA	13	261 1:43.192 Roberto Di GREGORIO
ROW 4	12	216 1:43.002 Roy NUNES	11	300 1:42.909 Aaren CARPENTER	10	163 1:42.786 Riccardo BIGUZZI
ROW 3	9	107 1:41.678 Dave WILLIAMSON	8	86 1:40.491 Frederico LOPES	7	66 1:39.982 Jonny HILL
ROW 2	6	201 1:39.873 Scott WEST	5	19 1:39.341 Lee GRANT	4	508 1:39.182 Daniel McFADDEN
ROW 1	3	344 1:36.439 Andrew WILLIAMS	2	110 1:34.724 Michael CLARKE	1	53 1:34.666 Seamus McGLYNN
Pole						

Brands Hatch GP

Circuit Length = 2.4332 miles

These results are provisional until the conclusion of any judicial and technical matters.

Clerk Of Course :	Stewards :	Timekeeper : Craig Smith
-------------------	------------	--------------------------

Results can be found at www.tsl-timing.com

Printed - 13:41 Saturday, 17 July 2021



BMCRC - MRO Championships 2021 - Rnd 4 @ Brands Hatch GP

BMCRC Rookie 600 & 1000

RACE 14 - CLASSIFICATION



CONTRACTORS LTD

POS	NO	CL	PIC NAME	ENTRY	LAPS	TIME	GAP	DIFF	MPH	BEST	ON
1	53	1000	1 Seamus McGLYNN	Yamaha R1 -	6	9:35.881			91.26	1:34.393	6
2	110	1000	2 Michael CLARKE	Yamaha R1 - BIKEBASE.ltd	6	9:36.430	0.549	0.549	91.18	1:34.611	6
3	344	1000	3 Andrew WILLIAMS	Kawasaki ZX10R - Standard signs	6	9:50.384	14.503	13.954	89.02	1:37.062	2
4	508	1000	4 Daniel McFADDEN	Kawasaki ZX10RR - Danny McFadden Racing	6	10:04.016	28.135	13.632	87.01	1:39.308	6
5	86	1000	5 Frederico LOPES	Kawasaki ZX10R - FLR Procurement Ltd	6	10:13.337	37.456	9.321	85.69	1:40.759	4
6	201	1000	6 Scott WEST	Suzuki GSXR1000 -	6	10:14.648	38.767	1.311	85.51	1:41.559	3
7	32	1000	7 Louis FINLAYSON-GREEN	Honda CBR1000RR - Revs of Horsham	6	10:18.160	42.279	3.512	85.02	1:40.145	5
8	300	1000	8 Aaren CARPENTER	Kawasaki ZX10R - Above Build Limited	6	10:28.627	52.746	10.467	83.60	1:42.195	6
9	66	1000	9 Jonny HILL	Honda CBR1000 RR - Michael J Lonsdale Group	6	10:28.982	53.101	0.355	83.56	1:42.890	6
10	212	600	1 Matt PALLETT	Kawasaki ZX6R - In:timber	6	10:29.388	53.507	0.406	83.50	1:37.846	2
11	200	600	2 Dan BURNHAM	Triumph DAYTONA 675 - BDR RACING / KY JAX	6	10:29.977	54.096	0.589	83.43	1:37.199	4
12	163	1000	10 Riccardo BIGUZZI	BMW S1000RR - Jardiner	6	10:31.181	55.300	1.204	83.27	1:43.497	3
13	107	1000	11 Dave WILLIAMSON	Kawasaki ZX10R - DWM Racing	6	10:31.356	55.475	0.175	83.24	1:43.454	3
14	999	1000	12 Jack DWYER	Honda CBR 1000RR -	6	10:33.898	58.017	2.542	82.91	1:43.206	6
15	180	1000	13 Mark OVEL	Yamaha R1 - I NEED A SPONSOR	6	10:37.495	1:01.614	3.597	82.44	1:44.536	6
16	175	1000	14 Arlindo PESTANA	BMW S1000RR - Pep's racing	6	10:37.713	1:01.832	0.218	82.41	1:43.780	4
17	45	1000	15 Glenn SMITH	Kawasaki ZX10R -	6	10:40.735	1:04.854	3.022	82.02	1:44.693	6
18	501	600	3 Ashley COID	Kawasaki ZX636R -	6	10:47.822	1:11.941	7.087	81.13	1:40.238	2
19	147	1000	16 Mark SKEVINGTON	Suzuki GSXR 1000 - Teknimek Engineering Ltd	6	10:50.944	1:15.063	3.122	80.74	1:45.609	3
20	179	600	4 Thomas GARNER	Yamaha R6 -	6	10:56.609	1:20.728	5.665	80.04	1:41.964	5
21	62	600	5 Oliver NUNN	Yamaha R6 - IT UK & STVL	6	10:57.416	1:21.535	0.807	79.94	1:41.782	3
22	222	1000	17 Phil ROOKE	Kawasaki ZXR 1000 -	6	10:58.283	1:22.402	0.867	79.84	1:47.397	3
23	888	1000	18 Paul FAGG	Honda CBR 1000RR -	6	10:58.382	1:22.501	0.099	79.83	1:46.407	4
24	111	1000	19 Evan FINLAYSON-GREEN	Honda CBR1000RR - Revs Of Horsham	6	11:02.048	1:26.167	3.666	79.38	1:48.898	3
25	216	1000	20 Roy NUNES	Suzuki GSXR1000 -	6	11:07.712	1:31.831	5.664	78.71	1:43.656	5
26	28	600	6 Craig BICKNELL	Yamaha R6 - On Point Security LTD	6	11:15.249	1:39.368	7.537	77.83	1:44.771	6
27	636	600	7 Matthew MILLS	Kawasaki ZX6R -	6	11:15.605	1:39.724	0.356	77.79	1:44.257	4
28	371	600	8 Billy HUTCHINGS	Yamaha R6 -	5	9:48.747	1 Lap	1 Lap	74.39	1:49.387	5
29	686	600	9 Liam SPILLER	Honda CBR 600RR - LD Renovate Ltd	5	9:49.412	1 Lap	0.665	74.30	1:49.257	4
30	76	600	10 Paul BOXALL	Yamaha R6 - WG Tyres	5	9:50.209	1 Lap	0.797	74.20	1:47.137	5
31	42	600	11 Kai EVANS	Suzuki GSXR 600 - CBS Ltd Construction and Engit	5	10:10.053	1 Lap	19.844	71.79	1:52.968	3

NOT CLASSIFIED

DNF	261	1000	Roberto Di GREGORIO	Ducati 899 PANIGALE -	5	8:51.718	1 Lap		82.37	1:43.489	4
DNF	228	600	Paul McFADDEN	Kawasaki ZX636 - T.McFadden Plant Ltd	5	9:33.600	1 Lap	41.882	76.35	1:42.510	5
DNF	51	600	Ross CLARKE	Kawasaki ZX600RR - Ross clarke Farriery	2	4:17.808	4 Laps	3 Laps	67.95	2:01.076	2
DNF	74	600	Adam RENMANT	Yamaha R6 - Tunnell grab services	1	2:26.471	5 Laps	1 Lap	59.80	2:26.471	1
DNF	174	600	Adam DOCKSEY	Kawasaki ZX-6 -	1	2:27.475	5 Laps	1.004	59.39	2:27.475	1
DNF	155	600	Eliot SMITH	Honda CBR600RR - Pro-Moto Europe Ltd	1	2:29.765	5 Laps	2.290	58.49	2:29.765	1

FASTEST LAP

	53	1000	Seamus McGLYNN	Yamaha R1 -	6	1:34.393			92.80 mph	149.35 kph
	200	600	Dan BURNHAM	Triumph DAYTONA 675 - BDR RACING / KY JAX	4	1:37.199			90.12 mph	145.03 kph

Class 1000 - 92.5% of Race Speed = 84.41 mph
 Class 600 - 92.5% of Race Speed = 77.23 mph

Brands Hatch GP: 2.4332 miles

Race Distance: 6 Laps / 14.59 miles

Start: 16:40 Flag 16:50 End: 16:52

Weather / Track : Sunny / Dry

These results are provisional until the conclusion of any judicial and technical matters.

Clerk Of Course :	Stewards :	Timekeeper : Craig Smith
-------------------	------------	--------------------------

Results can be found at www.tsl-timing.com

Printed - 16:53 Saturday, 17 July 2021



BMCRC - MRO Championships 2021 - Rnd 4 @ Brands Hatch GP

BMCRC Rookie 600 & 1000

RACE 14 - LAP CHART

LAP 1 @ 16:42:13.753

NO	BEHIND	LAP TIME
110		1:39.805
53	0.143	1:39.948
344	1.519	1:41.324
86	5.048	1:44.853
508	5.123	1:44.928
201	5.619	1:45.424
163	11.141	1:50.946
32	11.367	1:51.172
66	11.800	1:51.605
999	12.334	1:52.139
107	12.552	1:52.357
180	12.714	1:52.519
300	12.796	1:52.601
147	13.642	1:53.447
175	13.883	1:53.688
261	14.250	1:54.055
216	14.630	1:54.435
111	15.472	1:55.277
45	15.496	1:55.301
222	15.805	1:55.610
888	16.909	1:56.714
51	36.927	2:16.732
200	37.118	2:16.923
212	38.122	2:17.927
501	39.572	2:19.377
179	41.714	2:21.519
62	41.894	2:21.699
28	43.834	2:23.639
228	43.986	2:23.791
74	46.666	2:26.471
174	47.670	2:27.475
686	48.186	2:27.991
636	48.456	2:28.261
371	49.001	2:28.806
155	49.960	2:29.765
76	52.273	2:32.078
42	54.529	2:34.334

LAP 2 @ 16:43:48.875

NO	BEHIND	LAP TIME
110		1:35.122
53	0.127	1:35.106
344	3.459	1:37.062
508	10.396	1:40.395
86	11.630	1:41.704
201	12.181	1:41.684
32	19.508	1:43.263
163	19.760	1:43.741
66	20.102	1:43.424
300	20.357	1:42.683
999	21.671	1:44.459
107	21.695	1:44.265
180	22.913	1:45.321
175	23.084	1:44.323
261	24.820	1:45.692
147	25.173	1:46.653
216	25.544	1:46.036
45	25.652	1:45.278
222	28.203	1:47.520
111	29.548	1:49.198
888	29.778	1:47.991
200	40.739	1:38.743

212	40.846	1:37.846
501	44.688	1:40.238
62	49.468	1:42.696
179	50.884	1:44.292
28	55.938	1:47.226
636	1:01.339	1:48.005
51	1:02.881	2:01.076
371	1:04.117	1:50.238
686	1:04.809	1:51.745
228	1:08.609	1:59.745
76	1:09.439	1:52.288
42	1:12.729	1:53.322

LAP 3 @ 16:45:25.190

NO	BEHIND	LAP TIME
53		1:36.188
110	0.639	1:36.954
344	5.447	1:38.303
508	14.190	1:40.109
86	16.367	1:41.052
201	17.425	1:41.559
32	24.878	1:41.685
163	26.942	1:43.497
66	27.493	1:43.706
300	27.843	1:43.801
107	28.834	1:43.454
999	30.407	1:45.051
175	31.543	1:44.774
180	31.943	1:45.345
261	32.636	1:44.131
147	34.467	1:45.609
45	34.735	1:45.398
216	35.212	1:45.983
222	39.285	1:47.397
888	41.957	1:48.494
111	42.131	1:48.898
212	42.752	1:38.221
200	43.816	1:39.392
501	49.512	1:41.139
62	54.935	1:41.782
179	56.832	1:42.263
28	1:07.257	1:47.634
636	1:10.991	1:45.967
228	1:17.268	1:44.974
371	1:18.170	1:50.368
686	1:19.528	1:51.034
76	1:23.118	1:49.994
42	1:29.382	1:52.968

LAP 4 @ 16:47:00.161

NO	BEHIND	LAP TIME
53		1:34.971
110	0.831	1:35.163
344	8.337	1:37.861
508	19.069	1:39.850
86	22.155	1:40.759
201	24.287	1:41.833
32	31.408	1:41.501
163	36.247	1:44.276
66	36.396	1:43.874
300	36.687	1:43.815
107	37.476	1:43.613
999	40.205	1:44.769
175	40.352	1:43.780

261	41.154	1:43.489
180	41.826	1:44.854
45	45.063	1:45.299
147	45.897	1:46.401
212	45.919	1:38.138
216	46.033	1:45.792
200	46.044	1:37.199
222	52.845	1:48.531
888	53.393	1:46.407
501	55.925	1:41.384
111	56.582	1:49.422
62	1:02.526	1:42.562
179	1:03.990	1:42.129
28	1:18.320	1:46.034
636	1:20.277	1:44.257
228	1:24.877	1:42.580
371	1:33.147	1:49.948
686	1:33.814	1:49.257

LAP 5 @ 16:48:35.436

NO	BEHIND	LAP TIME
53		1:35.275
110	0.331	1:34.775
76	1 Lap	1:48.712
344	11.228	1:38.166
42	1 Lap	1:54.085
508	23.220	1:39.426
86	29.453	1:42.573
201	30.996	1:41.984
32	36.278	1:40.145
66	44.604	1:43.483
300	44.944	1:43.532
163	45.988	1:45.016
107	46.211	1:44.010
212	49.063	1:38.419
999	49.204	1:44.274
200	49.321	1:38.552
261	50.230	1:44.351
175	51.222	1:46.145
180	51.471	1:44.920
216	54.414	1:43.656
45	54.554	1:44.766
147	57.406	1:46.784
501	1:04.346	1:43.696
222	1:05.840	1:48.270
888	1:06.217	1:48.099
62	1:09.693	1:42.442
179	1:10.679	1:41.964
111	1:10.698	1:49.391
28	1:28.990	1:45.945
636	1:29.279	1:44.277
228	1:32.112	1:42.510

LAP 6 @ 16:50:09.829

NO	BEHIND	LAP TIME
53		1:34.393
110	0.549	1:34.611
371	1 Lap	1:49.387
686	1 Lap	1:49.385
76	1 Lap	1:47.137
344	14.503	1:37.668
508	28.135	1:39.308
42	1 Lap	1:55.344
86	37.456	1:42.396

201	38.767	1:42.164
32	42.279	1:40.394
300	52.746	1:42.195
66	53.101	1:42.890
212	53.507	1:38.837
200	54.096	1:39.168
163	55.300	1:43.705
107	55.475	1:43.657
999	58.017	1:43.206
180	1:01.614	1:44.536
175	1:01.832	1:45.003
45	1:04.854	1:44.693
501	1:11.941	1:41.988
147	1:15.063	1:52.050
179	1:20.728	1:44.442
62	1:21.535	1:46.235
222	1:22.402	1:50.955
888	1:22.501	1:50.677
111	1:26.167	1:49.862
216	1:31.831	2:11.810
28	1:39.368	1:44.771
636	1:39.724	1:44.838

Weather / Track : Sunny / Dry

Brands Hatch GP
Circuit Length = 2.4332 miles
Start: 16:40 Flag 16:50 End: 16:52

BMCRC - MRO Championships 2021 - Rnd 4 @ Brands Hatch GP

BMCRC Rookie 600 & 1000

RACE 14 - SECTOR ANALYSIS



SECTOR 1 = FL to I1, SECTOR 2 = I1 to I2, SECTOR 3 = I2 to FL, DIFF = Difference To Personal Best Lap, P = Crossed Finish Line in Pit Lane, D = Time Disallowed

P1 53 1000		Seamus McGLYNN		Yamaha R1 -			
IDEAL LAP TIME : 1:34.349		BEST LAP TIME : 1:34.393		DIFFERENCE : 0.044			
LAP	SECTOR 1	SECTOR 2	SECTOR 3	LAP TIME	MPH	DIFF	TIME OF DAY
1 -			22.112	1:39.948	87.64	5.555	16:42:13.896
2 -	30.413	42.588	22.105	1:35.106 (3)	92.10	0.713	16:43:49.002
3 -	30.372	43.509	22.307	1:36.188	91.07	1.795	16:45:25.190
4 -	30.367	42.497	22.107	1:34.971 (2)	92.23	0.578	16:47:00.161
5 -	30.438	42.581	22.256	1:35.275	91.94	0.882	16:48:35.436
6 -	30.411	42.106	21.876	1:34.393 (1)	92.80		16:50:09.829

P2 110 1000		Michael CLARKE		Yamaha R1 - BIKEBASE.ltd			
IDEAL LAP TIME : 1:33.954		BEST LAP TIME : 1:34.611		DIFFERENCE : 0.657			
LAP	SECTOR 1	SECTOR 2	SECTOR 3	LAP TIME	MPH	DIFF	TIME OF DAY
1 -			22.328	1:39.805	87.76	5.194	16:42:13.753
2 -	30.470	43.359	22.293	1:35.122 (3)	92.09	0.511	16:43:48.875
3 -	30.150	44.243	22.561	1:36.954	90.35	2.343	16:45:25.829
4 -	30.009	42.945	22.209	1:35.163	92.05	0.552	16:47:00.992
5 -	29.807	42.807	22.161	1:34.775 (2)	92.42	0.164	16:48:35.767
6 -	30.334	42.489	21.788	1:34.611 (1)	92.58		16:50:10.378

P3 344 1000		Andrew WILLIAMS		Kawasaki ZX10R - Standard signs			
IDEAL LAP TIME : 1:36.546		BEST LAP TIME : 1:37.062		DIFFERENCE : 0.516			
LAP	SECTOR 1	SECTOR 2	SECTOR 3	LAP TIME	MPH	DIFF	TIME OF DAY
1 -			22.369	1:41.324	86.45	4.262	16:42:15.272
2 -	30.887	43.290	22.885	1:37.062 (1)	90.24		16:43:52.334
3 -	31.109	44.159	23.035	1:38.303	89.11	1.241	16:45:30.637
4 -	31.311	43.731	22.819	1:37.861 (3)	89.51	0.799	16:47:08.498
5 -	31.307	43.733	23.126	1:38.166	89.23	1.104	16:48:46.664
6 -	31.212	43.611	22.845	1:37.668 (2)	89.68	0.606	16:50:24.332

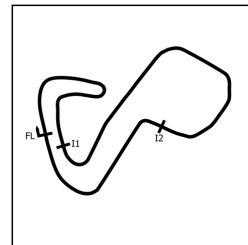
P4 508 1000		Daniel McFADDEN		Kawasaki ZX10RR - Danny McFadden Racing			
IDEAL LAP TIME : 1:38.717		BEST LAP TIME : 1:39.308		DIFFERENCE : 0.591			
LAP	SECTOR 1	SECTOR 2	SECTOR 3	LAP TIME	MPH	DIFF	TIME OF DAY
1 -			23.418	1:44.928	83.48	5.620	16:42:18.876
2 -	31.805	45.235	23.355	1:40.395	87.25	1.087	16:43:59.271
3 -	31.857	45.229	23.023	1:40.109	87.50	0.801	16:45:39.380
4 -	31.466	45.413	22.971	1:39.850 (3)	87.73	0.542	16:47:19.230
5 -	31.487	44.678	23.261	1:39.426 (2)	88.10	0.118	16:48:58.656
6 -	31.128	45.269	22.911	1:39.308 (1)	88.20		16:50:37.964

P5 86 1000		Frederico LOPES		Kawasaki ZX10R - FLR Procurement Ltd			
IDEAL LAP TIME : 1:40.656		BEST LAP TIME : 1:40.759		DIFFERENCE : 0.103			
LAP	SECTOR 1	SECTOR 2	SECTOR 3	LAP TIME	MPH	DIFF	TIME OF DAY
1 -			23.727	1:44.853	83.54	4.094	16:42:18.801
2 -	32.938	45.258	23.508	1:41.704 (3)	86.13	0.945	16:44:00.505
3 -	32.429	45.123	23.500	1:41.052 (2)	86.68	0.293	16:45:41.557
4 -	32.532	44.988	23.239	1:40.759 (1)	86.93		16:47:22.316
5 -	33.204	45.557	23.812	1:42.573	85.40	1.814	16:49:04.889
6 -	32.911	45.839	23.646	1:42.396	85.54	1.637	16:50:47.285

BMCRC - MRO Championships 2021 - Rnd 4 @ Brands Hatch GP

BMCRC Rookie 600 & 1000

RACE 14 - SECTOR ANALYSIS



SECTOR 1 = FL to I1, SECTOR 2 = I1 to I2, SECTOR 3 = I2 to FL, DIFF = Difference To Personal Best Lap, P = Crossed Finish Line in Pit Lane, D = Time Disallowed

P6 201 1000		Scott WEST		Suzuki GSXR1000 -			
IDEAL LAP TIME : 1:40.868		BEST LAP TIME : 1:41.559		DIFFERENCE : 0.691			
LAP	SECTOR 1	SECTOR 2	SECTOR 3	LAP TIME	MPH	DIFF	TIME OF DAY
1 -			22.960	1:45.424	83.09	3.865	16:42:19.372
2 -	32.608	45.747	23.329	1:41.684 (2)	86.14	0.125	16:44:01.056
3 -	32.209	45.954	23.396	1:41.559 (1)	86.25		16:45:42.615
4 -	32.166	46.078	23.589	1:41.833 (3)	86.02	0.274	16:47:24.448
5 -	32.161	45.983	23.840	1:41.984	85.89	0.425	16:49:06.432
6 -	32.282	46.386	23.496	1:42.164	85.74	0.605	16:50:48.596

P7 32 1000		Louis FINLAYSON-GREEN		Honda CBR1000RR - Revs of Horsham			
IDEAL LAP TIME : 1:40.068		BEST LAP TIME : 1:40.145		DIFFERENCE : 0.077			
LAP	SECTOR 1	SECTOR 2	SECTOR 3	LAP TIME	MPH	DIFF	TIME OF DAY
1 -			24.170	1:51.172	78.79	11.027	16:42:25.120
2 -	32.628	46.820	23.815	1:43.263	84.83	3.118	16:44:08.383
3 -	32.828	45.264	23.593	1:41.685	86.14	1.540	16:45:50.068
4 -	33.013	44.964	23.524	1:41.501 (3)	86.30	1.356	16:47:31.569
5 -	32.106	44.756	23.283	1:40.145 (1)	87.47		16:49:11.714
6 -	32.320	44.868	23.206	1:40.394 (2)	87.25	0.249	16:50:52.108

P8 300 1000		Aaren CARPENTER		Kawasaki ZX10R - Above Build Limited			
IDEAL LAP TIME : 1:42.163		BEST LAP TIME : 1:42.195		DIFFERENCE : 0.032			
LAP	SECTOR 1	SECTOR 2	SECTOR 3	LAP TIME	MPH	DIFF	TIME OF DAY
1 -		47.022	24.613	1:52.601	77.79	10.406	16:42:26.549
2 -	33.118	45.891	23.674	1:42.683 (2)	85.30	0.488	16:44:09.232
3 -	33.378	46.210	24.213	1:43.801	84.39	1.606	16:45:53.033
4 -	33.022	46.467	24.326	1:43.815	84.37	1.620	16:47:36.848
5 -	33.541	46.049	23.942	1:43.532 (3)	84.60	1.337	16:49:20.380
6 -	32.978	45.511	23.706	1:42.195 (1)	85.71		16:51:02.575

P9 66 1000		Jonny HILL		Honda CBR1000 RR - Michael J Lonsdale Group			
IDEAL LAP TIME : 1:42.196		BEST LAP TIME : 1:42.890		DIFFERENCE : 0.694			
LAP	SECTOR 1	SECTOR 2	SECTOR 3	LAP TIME	MPH	DIFF	TIME OF DAY
1 -			24.907	1:51.605	78.48	8.715	16:42:25.553
2 -	32.979	46.448	23.997	1:43.424 (2)	84.69	0.534	16:44:08.977
3 -	33.234	46.213	24.259	1:43.706	84.46	0.816	16:45:52.683
4 -	33.038	46.507	24.329	1:43.874	84.33	0.984	16:47:36.557
5 -	33.532	45.951	24.000	1:43.483 (3)	84.65	0.593	16:49:20.040
6 -	33.673	45.876	23.341	1:42.890 (1)	85.13		16:51:02.930

P10 212 600		Matt PALLETT		Kawasaki ZX6R - In:timber			
IDEAL LAP TIME : 1:37.352		BEST LAP TIME : 1:37.846		DIFFERENCE : 0.494			
LAP	SECTOR 1	SECTOR 2	SECTOR 3	LAP TIME	MPH	DIFF	TIME OF DAY
1 -		44.013	22.917	2:17.927	63.51	40.081	16:42:51.875
2 -	30.872	43.864	23.110	1:37.846 (1)	89.52		16:44:29.721
3 -	31.727	43.720	22.774	1:38.221 (3)	89.18	0.375	16:46:07.942
4 -	31.651	43.706	22.781	1:38.138 (2)	89.26	0.292	16:47:46.080
5 -	31.201	43.930	23.288	1:38.419	89.00	0.573	16:49:24.499
6 -	31.074	44.602	23.161	1:38.837	88.62	0.991	16:51:03.336

BMCRC - MRO Championships 2021 - Rnd 4 @ Brands Hatch GP

BMCRC Rookie 600 & 1000

RACE 14 - SECTOR ANALYSIS



SECTOR 1 = FL to I1, SECTOR 2 = I1 to I2, SECTOR 3 = I2 to FL, DIFF = Difference To Personal Best Lap, P = Crossed Finish Line in Pit Lane, D = Time Disallowed

P11 200 600 Dan BURNHAM		Triumph DAYTONA 675 - BDR RACING / KY JAX					
IDEAL LAP TIME : 1:37.182		BEST LAP TIME : 1:37.199		DIFFERENCE : 0.017			
LAP	SECTOR 1	SECTOR 2	SECTOR 3	LAP TIME	MPH	DIFF	TIME OF DAY
1 -		44.239	22.426	2:16.923	63.97	39.724	16:42:50.871
2 -	31.024	44.520	23.199	1:38.743 (3)	88.71	1.544	16:44:29.614
3 -	31.915	44.079	23.398	1:39.392	88.13	2.193	16:46:09.006
4 -	30.815	43.941	22.443	1:37.199 (1)	90.12		16:47:46.205
5 -	31.441	44.240	22.871	1:38.552 (2)	88.88	1.353	16:49:24.757
6 -	30.894	45.400	22.874	1:39.168	88.33	1.969	16:51:03.925

P12 163 1000 Riccardo BIGUZZI		BMW S1000RR - Jardiner					
IDEAL LAP TIME : 1:42.992		BEST LAP TIME : 1:43.497		DIFFERENCE : 0.505			
LAP	SECTOR 1	SECTOR 2	SECTOR 3	LAP TIME	MPH	DIFF	TIME OF DAY
1 -			24.475	1:50.946	78.95	7.449	16:42:24.894
2 -	32.736	46.825	24.180	1:43.741 (3)	84.43	0.244	16:44:08.635
3 -	33.241	46.276	23.980	1:43.497 (1)	84.63		16:45:52.132
4 -	33.199	46.542	24.535	1:44.276	84.00	0.779	16:47:36.408
5 -	33.565	47.149	24.302	1:45.016	83.41	1.519	16:49:21.424
6 -	32.759	46.787	24.159	1:43.705 (2)	84.46	0.208	16:51:05.129

P13 107 1000 Dave WILLIAMSON		Kawasaki ZX10R - DWM Racing					
IDEAL LAP TIME : 1:42.753		BEST LAP TIME : 1:43.454		DIFFERENCE : 0.701			
LAP	SECTOR 1	SECTOR 2	SECTOR 3	LAP TIME	MPH	DIFF	TIME OF DAY
1 -			24.529	1:52.357	77.96	8.903	16:42:26.305
2 -	33.753	46.817	23.695	1:44.265	84.01	0.811	16:44:10.570
3 -	33.031	46.684	23.739	1:43.454 (1)	84.67		16:45:54.024
4 -	33.038	46.558	24.017	1:43.613 (2)	84.54	0.159	16:47:37.637
5 -	33.299	46.725	23.986	1:44.010	84.22	0.556	16:49:21.647
6 -	32.866	47.462	23.329	1:43.657 (3)	84.50	0.203	16:51:05.304

P14 999 1000 Jack DWYER		Honda CBR 1000RR -					
IDEAL LAP TIME : 1:42.973		BEST LAP TIME : 1:43.206		DIFFERENCE : 0.233			
LAP	SECTOR 1	SECTOR 2	SECTOR 3	LAP TIME	MPH	DIFF	TIME OF DAY
1 -			25.044	1:52.139	78.11	8.933	16:42:26.087
2 -	33.047	47.306	24.106	1:44.459 (3)	83.85	1.253	16:44:10.546
3 -	33.376	47.289	24.386	1:45.051	83.38	1.845	16:45:55.597
4 -	33.239	47.119	24.411	1:44.769	83.61	1.563	16:47:40.366
5 -	33.481	46.969	23.824	1:44.274 (2)	84.00	1.068	16:49:24.640
6 -	32.696	46.453	24.057	1:43.206 (1)	84.87		16:51:07.846

P15 180 1000 Mark OVEL		Yamaha R1 - I NEED A SPONSOR					
IDEAL LAP TIME : 1:44.130		BEST LAP TIME : 1:44.536		DIFFERENCE : 0.406			
LAP	SECTOR 1	SECTOR 2	SECTOR 3	LAP TIME	MPH	DIFF	TIME OF DAY
1 -			24.824	1:52.519	77.85	7.983	16:42:26.467
2 -	34.239	46.674	24.408	1:45.321	83.17	0.785	16:44:11.788
3 -	34.071	47.146	24.128	1:45.345	83.15	0.809	16:45:57.133
4 -	33.512	46.522	24.820	1:44.854 (2)	83.54	0.318	16:47:41.987
5 -	33.821	46.876	24.223	1:44.920 (3)	83.49	0.384	16:49:26.907
6 -	33.480	46.795	24.261	1:44.536 (1)	83.79		16:51:11.443

Weather / Track : Sunny / Dry

Brands Hatch GP
Circuit Length = 2.4332 miles
Start: 16:40 Flag 16:50 End: 16:52

BMCRC - MRO Championships 2021 - Rnd 4 @ Brands Hatch GP

BMCRC Rookie 600 & 1000

RACE 14 - SECTOR ANALYSIS



SECTOR 1 = FL to I1, SECTOR 2 = I1 to I2, SECTOR 3 = I2 to FL, DIFF = Difference To Personal Best Lap, P = Crossed Finish Line in Pit Lane, D = Time Disallowed

P16 175 1000		Arlindo PESTANA		BMW S1000RR - Pep's racing			
IDEAL LAP TIME : 1:43.084		BEST LAP TIME : 1:43.780		DIFFERENCE : 0.696			
LAP	SECTOR 1	SECTOR 2	SECTOR 3	LAP TIME	MPH	DIFF	TIME OF DAY
1 -		48.017	25.060	1:53.688	77.05	9.908	16:42:27.636
2 -	33.349	47.044	23.930	1:44.323 (2)	83.96	0.543	16:44:11.959
3 -	32.428	48.029	24.317	1:44.774 (3)	83.60	0.994	16:45:56.733
4 -	32.612	47.156	24.012	1:43.780 (1)	84.40		16:47:40.513
5 -	33.222	48.594	24.329	1:46.145	82.52	2.365	16:49:26.658
6 -	34.347	46.819	23.837	1:45.003	83.42	1.223	16:51:11.661

P17 45 1000		Glenn SMITH		Kawasaki ZX10R -			
IDEAL LAP TIME : 1:44.326		BEST LAP TIME : 1:44.693		DIFFERENCE : 0.367			
LAP	SECTOR 1	SECTOR 2	SECTOR 3	LAP TIME	MPH	DIFF	TIME OF DAY
1 -		48.042	24.654	1:55.301	75.97	10.608	16:42:29.249
2 -	34.161	46.899	24.218	1:45.278 (3)	83.20	0.585	16:44:14.527
3 -	34.073	46.886	24.439	1:45.398	83.11	0.705	16:45:59.925
4 -	33.907	47.117	24.275	1:45.299	83.19	0.606	16:47:45.224
5 -	34.333	46.303	24.130	1:44.766 (2)	83.61	0.073	16:49:29.990
6 -	34.068	46.289	24.336	1:44.693 (1)	83.67		16:51:14.683

P18 501 600		Ashley COID		Kawasaki ZX636R -			
IDEAL LAP TIME : 1:39.672		BEST LAP TIME : 1:40.238		DIFFERENCE : 0.566			
LAP	SECTOR 1	SECTOR 2	SECTOR 3	LAP TIME	MPH	DIFF	TIME OF DAY
1 -		44.953	23.229	2:19.377	62.84	39.139	16:42:53.325
2 -	31.583	44.860	23.795	1:40.238 (1)	87.39		16:44:33.563
3 -	32.060	45.545	23.534	1:41.139 (2)	86.61	0.901	16:46:14.702
4 -	31.721	45.204	24.459	1:41.384 (3)	86.40	1.146	16:47:56.086
5 -	32.344	47.706	23.646	1:43.696	84.47	3.458	16:49:39.782
6 -	32.294	45.976	23.718	1:41.988	85.89	1.750	16:51:21.770

P19 147 1000		Mark SKEVINGTON		Suzuki GSXR 1000 - Teknimek Engineering Ltd			
IDEAL LAP TIME : 1:44.944		BEST LAP TIME : 1:45.609		DIFFERENCE : 0.665			
LAP	SECTOR 1	SECTOR 2	SECTOR 3	LAP TIME	MPH	DIFF	TIME OF DAY
1 -		47.350	24.453	1:53.447	77.21	7.838	16:42:27.395
2 -	34.702	47.133	24.818	1:46.653 (3)	82.13	1.044	16:44:14.048
3 -	34.058	46.905	24.646	1:45.609 (1)	82.94		16:45:59.657
4 -	33.586	47.941	24.874	1:46.401 (2)	82.32	0.792	16:47:46.058
5 -	34.518	47.300	24.966	1:46.784	82.03	1.175	16:49:32.842
6 -	35.630	50.342	26.078	1:52.050	78.17	6.441	16:51:24.892

P20 179 600		Thomas GARNER		Yamaha R6 -			
IDEAL LAP TIME : 1:41.098		BEST LAP TIME : 1:41.964		DIFFERENCE : 0.866			
LAP	SECTOR 1	SECTOR 2	SECTOR 3	LAP TIME	MPH	DIFF	TIME OF DAY
1 -		45.396	23.987	2:21.519	61.89	39.555	16:42:55.467
2 -	33.257	47.100	23.935	1:44.292	83.99	2.328	16:44:39.759
3 -	32.014	46.205	24.044	1:42.263 (3)	85.65	0.299	16:46:22.022
4 -	32.255	46.186	23.688	1:42.129 (2)	85.77	0.165	16:48:04.151
5 -	32.437	45.558	23.969	1:41.964 (1)	85.91		16:49:46.115
6 -	32.567	48.001	23.874	1:44.442	83.87	2.478	16:51:30.557

BMCRC - MRO Championships 2021 - Rnd 4 @ Brands Hatch GP

BMCRC Rookie 600 & 1000

RACE 14 - SECTOR ANALYSIS



SECTOR 1 = FL to I1, SECTOR 2 = I1 to I2, SECTOR 3 = I2 to FL, DIFF = Difference To Personal Best Lap, P = Crossed Finish Line in Pit Lane, D = Time Disallowed

P21 62 600 Oliver NUNN		Yamaha R6 - IT UK & STVL					
IDEAL LAP TIME : 1:41.441		BEST LAP TIME : 1:41.782		DIFFERENCE : 0.341			
LAP	SECTOR 1	SECTOR 2	SECTOR 3	LAP TIME	MPH	DIFF	TIME OF DAY
1 -		45.719	23.580	2:21.699	61.81	39.917	16:42:55.647
2 -	33.100	45.886	23.710	1:42.696	85.29	0.914	16:44:38.343
3 -	32.211	45.724	23.847	1:41.782 (1)	86.06		16:46:20.125
4 -	32.557	46.075	23.930	1:42.562 (3)	85.41	0.780	16:48:02.687
5 -	32.693	45.650	24.099	1:42.442 (2)	85.51	0.660	16:49:45.129
6 -	33.040	48.909	24.286	1:46.235	82.45	4.453	16:51:31.364

P22 222 1000 Phil ROOKE		Kawasaki ZXR 1000 -					
IDEAL LAP TIME : 1:46.363		BEST LAP TIME : 1:47.397		DIFFERENCE : 1.034			
LAP	SECTOR 1	SECTOR 2	SECTOR 3	LAP TIME	MPH	DIFF	TIME OF DAY
1 -		47.967	24.425	1:55.610	75.77	8.213	16:42:29.558
2 -	34.633	48.196	24.691	1:47.520 (2)	81.47	0.123	16:44:17.078
3 -	33.971	48.533	24.893	1:47.397 (1)	81.56		16:46:04.475
4 -	35.035	48.458	25.038	1:48.531	80.71	1.134	16:47:53.006
5 -	34.671	48.582	25.017	1:48.270 (3)	80.90	0.873	16:49:41.276
6 -	35.745	49.868	25.342	1:50.955	78.94	3.558	16:51:32.231

P23 888 1000 Paul FAGG		Honda CBR 1000RR -					
IDEAL LAP TIME : 1:45.842		BEST LAP TIME : 1:46.407		DIFFERENCE : 0.565			
LAP	SECTOR 1	SECTOR 2	SECTOR 3	LAP TIME	MPH	DIFF	TIME OF DAY
1 -		48.352	25.067	1:56.714	75.05	10.307	16:42:30.662
2 -	34.579	48.411	25.001	1:47.991 (2)	81.11	1.584	16:44:18.653
3 -	35.170	48.469	24.855	1:48.494	80.74	2.087	16:46:07.147
4 -	35.046	46.605	24.756	1:46.407 (1)	82.32		16:47:53.554
5 -	34.622	48.819	24.658	1:48.099 (3)	81.03	1.692	16:49:41.653
6 -	35.915	49.954	24.808	1:50.677	79.14	4.270	16:51:32.330

P24 111 1000 Evan FINLAYSON-GREEN		Honda CBR1000RR - Revs Of Horsham					
IDEAL LAP TIME : 1:48.131		BEST LAP TIME : 1:48.898		DIFFERENCE : 0.767			
LAP	SECTOR 1	SECTOR 2	SECTOR 3	LAP TIME	MPH	DIFF	TIME OF DAY
1 -		48.502	24.987	1:55.277	75.98	6.379	16:42:29.225
2 -	35.387	48.466	25.345	1:49.198 (2)	80.21	0.300	16:44:18.423
3 -	35.028	48.308	25.562	1:48.898 (1)	80.44		16:46:07.321
4 -	35.665	48.116	25.641	1:49.422	80.05	0.524	16:47:56.743
5 -	35.134	48.497	25.760	1:49.391 (3)	80.07	0.493	16:49:46.134
6 -	35.570	48.724	25.568	1:49.862	79.73	0.964	16:51:35.996

P25 216 1000 Roy NUNES		Suzuki GSXR1000 -					
IDEAL LAP TIME : 1:43.592		BEST LAP TIME : 1:43.656		DIFFERENCE : 0.064			
LAP	SECTOR 1	SECTOR 2	SECTOR 3	LAP TIME	MPH	DIFF	TIME OF DAY
1 -		47.658	24.461	1:54.435	76.54	10.779	16:42:28.383
2 -	34.740	46.991	24.305	1:46.036	82.61	2.380	16:44:14.419
3 -	34.850	46.852	24.281	1:45.983 (3)	82.65	2.327	16:46:00.402
4 -	34.182	47.015	24.595	1:45.792 (2)	82.80	2.136	16:47:46.194
5 -	34.246	45.863	23.547	1:43.656 (1)	84.50		16:49:29.850
6 -	56.583	49.824	25.403	2:11.810	66.45	28.154	16:51:41.660

Weather / Track : Sunny / Dry

Brands Hatch GP
 Circuit Length = 2.4332 miles
 Start: 16:40 Flag 16:50 End: 16:52

BMCRC - MRO Championships 2021 - Rnd 4 @ Brands Hatch GP

BMCRC Rookie 600 & 1000

RACE 14 - SECTOR ANALYSIS



SECTOR 1 = FL to I1, SECTOR 2 = I1 to I2, SECTOR 3 = I2 to FL, DIFF = Difference To Personal Best Lap, P = Crossed Finish Line in Pit Lane, D = Time Disallowed

P26 28 600		Craig BICKNELL		Yamaha R6 - On Point Security LTD			
IDEAL LAP TIME : 1:44.113		BEST LAP TIME : 1:44.771		DIFFERENCE : 0.658			
LAP	SECTOR 1	SECTOR 2	SECTOR 3	LAP TIME	MPH	DIFF	TIME OF DAY
1 -		46.110	24.175	2:23.639	60.98	38.868	16:42:57.587
2 -	35.711	46.957	24.558	1:47.226	81.69	2.455	16:44:44.813
3 -	35.731	47.195	24.708	1:47.634	81.38	2.863	16:46:32.447
4 -	34.123	47.306	24.605	1:46.034 (3)	82.61	1.263	16:48:18.481
5 -	34.013	47.498	24.434	1:45.945 (2)	82.68	1.174	16:50:04.426
6 -	33.828	46.731	24.212	1:44.771 (1)	83.60		16:51:49.197

P27 636 600		Matthew MILLS		Kawasaki ZX6R -			
IDEAL LAP TIME : 1:43.715		BEST LAP TIME : 1:44.257		DIFFERENCE : 0.542			
LAP	SECTOR 1	SECTOR 2	SECTOR 3	LAP TIME	MPH	DIFF	TIME OF DAY
1 -		48.236	24.670	2:28.261	59.08	44.004	16:43:02.209
2 -	33.760	49.428	24.817	1:48.005	81.10	3.748	16:44:50.214
3 -	33.974	47.217	24.776	1:45.967	82.66	1.710	16:46:36.181
4 -	33.455	46.527	24.275	1:44.257 (1)	84.02		16:48:20.438
5 -	33.350	46.486	24.441	1:44.277 (2)	84.00	0.020	16:50:04.715
6 -	34.473	46.204	24.161	1:44.838 (3)	83.55	0.581	16:51:49.553

P28 371 600		Billy HUTCHINGS		Yamaha R6 -			
IDEAL LAP TIME : 1:47.789		BEST LAP TIME : 1:49.387		DIFFERENCE : 1.598			
LAP	SECTOR 1	SECTOR 2	SECTOR 3	LAP TIME	MPH	DIFF	TIME OF DAY
1 -		48.975	24.840	2:28.806	58.86	39.419	16:43:02.754
2 -	35.447	48.908	25.883	1:50.238 (3)	79.46	0.851	16:44:52.992
3 -	35.061	50.208	25.099	1:50.368	79.36	0.981	16:46:43.360
4 -	34.041	50.063	25.844	1:49.948 (2)	79.67	0.561	16:48:33.308
5 -	34.657	49.492	25.238	1:49.387 (1)	80.08		16:50:22.695

P29 686 600		Liam SPILLER		Honda CBR 600RR - LD Renovate Ltd			
IDEAL LAP TIME : 1:47.688		BEST LAP TIME : 1:49.257		DIFFERENCE : 1.569			
LAP	SECTOR 1	SECTOR 2	SECTOR 3	LAP TIME	MPH	DIFF	TIME OF DAY
1 -		47.968	25.257	2:27.991	59.19	38.734	16:43:01.939
2 -	36.976	49.687	25.082	1:51.745	78.39	2.488	16:44:53.684
3 -	35.386	50.532	25.116	1:51.034 (3)	78.89	1.777	16:46:44.718
4 -	34.953	49.206	25.098	1:49.257 (1)	80.17		16:48:33.975
5 -	34.730	49.665	24.990	1:49.385 (2)	80.08	0.128	16:50:23.360

P30 76 600		Paul BOXALL		Yamaha R6 - WG Tyres			
IDEAL LAP TIME : 1:47.137		BEST LAP TIME : 1:47.137		DIFFERENCE : 0.000			
LAP	SECTOR 1	SECTOR 2	SECTOR 3	LAP TIME	MPH	DIFF	TIME OF DAY
1 -		49.662	24.907	2:32.078	57.60	44.941	16:43:06.026
2 -	35.382	50.995	25.911	1:52.288	78.01	5.151	16:44:58.314
3 -	35.126	49.707	25.161	1:49.994 (3)	79.63	2.857	16:46:48.308
4 -	34.471	49.363	24.878	1:48.712 (2)	80.57	1.575	16:48:37.020
5 -	34.375	48.388	24.374	1:47.137 (1)	81.76		16:50:24.157

P31 42 600		Kai EVANS		Suzuki GSXR 600 - CBS Ltd Construction and Engineering			
IDEAL LAP TIME : 1:52.170		BEST LAP TIME : 1:52.968		DIFFERENCE : 0.798			
LAP	SECTOR 1	SECTOR 2	SECTOR 3	LAP TIME	MPH	DIFF	TIME OF DAY
1 -		51.055	25.640	2:34.334	56.75	41.366	16:43:08.282
2 -	35.475	51.627	26.220	1:53.322 (2)	77.30	0.354	16:45:01.604
3 -	35.924	51.082	25.962	1:52.968 (1)	77.54		16:46:54.572
4 -	36.153	51.594	26.338	1:54.085 (3)	76.78	1.117	16:48:48.657
5 -	36.365	52.390	26.589	1:55.344	75.94	2.376	16:50:44.001

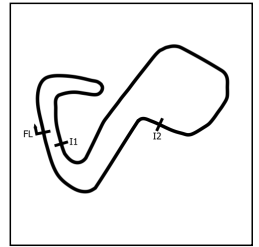
Weather / Track : Sunny / Dry

Brands Hatch GP
Circuit Length = 2.4332 miles
Start: 16:40 Flag 16:50 End: 16:52

BMCRC - MRO Championships 2021 - Rnd 4 @ Brands Hatch GP

BMCRC Rookie 600 & 1000

RACE 14 - SECTOR ANALYSIS



SECTOR 1 = FL to I1, SECTOR 2 = I1 to I2, SECTOR 3 = I2 to FL, DIFF = Difference To Personal Best Lap, P = Crossed Finish Line in Pit Lane, D = Time Disallowed

P32 261 1000 Roberto Di GREGORIO		Ducati 899 PANIGALE -					
IDEAL LAP TIME : 1:43.220		BEST LAP TIME : 1:43.489		DIFFERENCE : 0.269			
LAP	SECTOR 1	SECTOR 2	SECTOR 3	LAP TIME	MPH	DIFF	TIME OF DAY
1 -		47.015	24.690	1:54.055	76.80	10.566	16:42:28.003
2 -	34.260	47.402	24.030	1:45.692	82.88	2.203	16:44:13.695
3 -	33.578	46.352	24.201	1:44.131 (2)	84.12	0.642	16:45:57.826
4 -	33.204	46.117	24.168	1:43.489 (1)	84.64		16:47:41.315
5 -	33.073	46.837	24.441	1:44.351 (3)	83.94	0.862	16:49:25.666

P33 228 600 Paul McFADDEN		Kawasaki ZX636 - T.McFadden Plant Ltd					
IDEAL LAP TIME : 1:42.096		BEST LAP TIME : 1:42.510		DIFFERENCE : 0.414			
LAP	SECTOR 1	SECTOR 2	SECTOR 3	LAP TIME	MPH	DIFF	TIME OF DAY
1 -		47.196	23.632	2:23.791	60.92	41.281	16:42:57.739
2 -	33.479	1:01.751	24.515	1:59.745	73.15	17.235	16:44:57.484
3 -	33.043	47.677	24.254	1:44.974 (3)	83.44	2.464	16:46:42.458
4 -	32.777	45.745	24.058	1:42.580 (2)	85.39	0.070	16:48:25.038
5 -	32.892	45.687	23.931	1:42.510 (1)	85.45		16:50:07.548

P34 51 600 Ross CLARKE		Kawasaki ZX600RR - Ross clarke Farriery					
IDEAL LAP TIME : 1:40.540		BEST LAP TIME : 2:01.076		DIFFERENCE : 20.536			
LAP	SECTOR 1	SECTOR 2	SECTOR 3	LAP TIME	MPH	DIFF	TIME OF DAY
1 -		43.626	22.920	2:16.732 (2)	64.06	15.656	16:42:50.680
2 -	50.319	46.515	24.242	2:01.076 (1)	72.34		16:44:51.756

P35 74 600 Adam RENMANT		Yamaha R6 - Tunnell grab services					
IDEAL LAP TIME : 1:47.273		BEST LAP TIME : 2:26.471		DIFFERENCE : 39.198			
LAP	SECTOR 1	SECTOR 2	SECTOR 3	LAP TIME	MPH	DIFF	TIME OF DAY
1 -		47.873	24.734	2:26.471 (1)	59.80		16:43:00.419

P36 174 600 Adam DOCKSEY		Kawasaki ZX-6 -					
IDEAL LAP TIME : 1:46.018		BEST LAP TIME : 2:27.475		DIFFERENCE : 41.457			
LAP	SECTOR 1	SECTOR 2	SECTOR 3	LAP TIME	MPH	DIFF	TIME OF DAY
1 -		47.317	24.552	2:27.475 (1)	59.39		16:43:01.423

P37 155 600 Eliot SMITH		Honda CBR600RR - Pro-Moto Europe Ltd					
IDEAL LAP TIME : 1:48.939		BEST LAP TIME : 2:29.765		DIFFERENCE : 40.826			
LAP	SECTOR 1	SECTOR 2	SECTOR 3	LAP TIME	MPH	DIFF	TIME OF DAY
1 -		48.032	25.413	2:29.765 (1)	58.49		16:43:03.713

BMCRC - MRO Championships 2021 - Rnd 4 @ Brands Hatch GP

BMCRC Rookie 600 & 1000

RACE 14 - BEST SECTORS

SECTOR 1			SECTOR 2			SECTOR 3			IDEAL / BEST COMPARISON						
POS	NO	NAME	TIME	NO	NAME	TIME	NO	NAME	TIME	POS	NO	NAME	IDEAL	BEST	DIFF
												PERFECT LAP	1:33.701		
1	110	CLARKE	29.807	53	McGLYNN	42.106	110	CLARKE	21.788	1	110	CLARKE	1:33.954	1:34.611	0.657
2	53	McGLYNN	30.367	110	CLARKE	42.359	53	McGLYNN	21.876	2	53	McGLYNN	1:34.349	1:34.393	0.044
3	200	BURNHAM	30.815	344	WILLIAMS	43.290	344	WILLIAMS	22.369	3	344	WILLIAMS	1:36.546	1:37.062	0.516
4	212	PALLET	30.872	51	CLARKE	43.626	200	BURNHAM	22.426	4	200	BURNHAM	1:37.182	1:37.199	0.017
5	344	WILLIAMS	30.887	212	PALLET	43.706	212	PALLET	22.774	5	212	PALLET	1:37.352	1:37.846	0.494
6	508	McFADDEN	31.128	200	BURNHAM	43.941	508	McFADDEN	22.911	6	508	McFADDEN	1:38.717	1:39.308	0.591
7	501	COID	31.583	508	McFADDEN	44.678	51	CLARKE	22.920	7	501	COID	1:39.672	1:40.238	0.566
8	179	GARNER	32.014	32	FINLAYSON-GREEI	44.756	201	WEST	22.960	8	32	FINLAYSON-GREEN	1:40.068	1:40.145	0.077
9	32	FINLAYSON-GREEI	32.106	501	COID	44.860	32	FINLAYSON-GREEI	23.206	9	51	CLARKE	1:40.540	2:01.076	20.536
10	201	WEST	32.161	86	LOPES	44.988	501	COID	23.229	10	86	LOPES	1:40.656	1:40.759	0.103
11	62	NUNN	32.211	179	GARNER	45.396	86	LOPES	23.239	11	201	WEST	1:40.868	1:41.559	0.691
12	175	PESTANA	32.428	300	CARPENTER	45.511	107	WILLIAMSON	23.329	12	179	GARNER	1:41.098	1:41.964	0.866
13	86	LOPES	32.429	62	NUNN	45.650	66	HILL	23.341	13	62	NUNN	1:41.441	1:41.782	0.341
14	999	DWYER	32.696	228	McFADDEN	45.687	216	NUNES	23.547	14	228	McFADDEN	1:42.096	1:42.510	0.414
15	163	BIGUZZI	32.736	201	WEST	45.747	62	NUNN	23.580	15	300	CARPENTER	1:42.163	1:42.195	0.032
16	228	McFADDEN	32.777	216	NUNES	45.863	228	McFADDEN	23.632	16	66	HILL	1:42.196	1:42.890	0.694
17	107	WILLIAMSON	32.866	66	HILL	45.876	300	CARPENTER	23.674	17	107	WILLIAMSON	1:42.753	1:43.454	0.701
18	300	CARPENTER	32.978	28	BICKNELL	46.110	179	GARNER	23.688	18	999	DWYER	1:42.973	1:43.206	0.233
19	66	HILL	32.979	261	GREGORIO	46.117	999	DWYER	23.824	19	163	BIGUZZI	1:42.992	1:43.497	0.505
20	261	GREGORIO	33.073	636	MILLS	46.204	175	PESTANA	23.837	20	175	PESTANA	1:43.084	1:43.780	0.696
21	636	MILLS	33.350	163	BIGUZZI	46.276	163	BIGUZZI	23.980	21	261	GREGORIO	1:43.220	1:43.489	0.269
22	180	OVEL	33.480	45	SMITH	46.289	261	GREGORIO	24.030	22	216	NUNES	1:43.592	1:43.656	0.064
23	147	SKEVINGTON	33.586	999	DWYER	46.453	180	OVEL	24.128	23	636	MILLS	1:43.715	1:44.257	0.542
24	28	BICKNELL	33.828	180	OVEL	46.522	45	SMITH	24.130	24	28	BICKNELL	1:44.113	1:44.771	0.658
25	45	SMITH	33.907	107	WILLIAMSON	46.558	636	MILLS	24.161	25	180	OVEL	1:44.130	1:44.536	0.406
26	222	ROOKE	33.971	888	FAGG	46.605	28	BICKNELL	24.175	26	45	SMITH	1:44.326	1:44.693	0.367
27	51	CLARKE	33.994	175	PESTANA	46.819	76	BOXALL	24.374	27	147	SKEVINGTON	1:44.944	1:45.609	0.665
28	371	HUTCHINGS	34.041	147	SKEVINGTON	46.905	222	ROOKE	24.425	28	888	FAGG	1:45.842	1:46.407	0.565
29	174	DOCKSEY	34.149	174	DOCKSEY	47.317	147	SKEVINGTON	24.453	29	174	DOCKSEY	1:46.018	2:27.475	41.457
30	216	NUNES	34.182	74	RENMANT	47.873	174	DOCKSEY	24.552	30	222	ROOKE	1:46.363	1:47.397	1.034
31	76	BOXALL	34.375	222	ROOKE	47.967	888	FAGG	24.658	31	76	BOXALL	1:47.137	1:47.137	0.000
32	888	FAGG	34.579	686	SPILLER	47.968	74	RENMANT	24.734	32	74	RENMANT	1:47.273	2:26.471	39.198
33	74	RENMANT	34.666	155	SMITH	48.032	371	HUTCHINGS	24.840	33	686	SPILLER	1:47.688	1:49.257	1.569
34	686	SPILLER	34.730	111	FINLAYSON-GREEI	48.116	111	FINLAYSON-GREEI	24.987	34	371	HUTCHINGS	1:47.789	1:49.387	1.598
35	111	FINLAYSON-GREEI	35.028	76	BOXALL	48.388	686	SPILLER	24.990	35	111	FINLAYSON-GREEN	1:48.131	1:48.898	0.767
36	42	EVANS	35.475	371	HUTCHINGS	48.908	155	SMITH	25.413	36	155	SMITH	1:48.939	2:29.765	40.826
37	155	SMITH	35.494	42	EVANS	51.055	42	EVANS	25.640	37	42	EVANS	1:52.170	1:52.968	0.798

Weather / Track : Sunny / Dry

Brands Hatch GP

Circuit Length = 2.4332 miles

Start: 16:40 Flag 16:50 End: 16:52

Results can be found at www.tsl-timing.com

Printed - 16:54 Saturday, 17 July 2021

BMCRC - MRO Championships 2021 - Rnd 4 @ Brands Hatch GP

BMCRC Rookie 600 & 1000

RACE 14 - STATISTICS

Competitors Started	37
Planned Start	2021-07-17 @ 16:20:00.000
Actual Start	2021-07-17 @ 16:40:33.947
Finish Time	2021-07-17 @ 16:50:09.828
Track Length	2.4332mi.
Total Laps	197
Total Distance Covered	479.3580mi.

Session Fastest Lap History

NO	CL	NAME	LAP TIME	TIME OF DAY	LAP	VEHICLE
110	1000	Michael CLARKE	1:39.805	16:42:13.773	1	Yamaha R1
110	1000	Michael CLARKE	1:35.122	16:43:48.896	2	Yamaha R1
53	1000	Seamus McGLYNN	1:35.106	16:43:49.022	2	Yamaha R1
53	1000	Seamus McGLYNN	1:34.971	16:47:00.182	4	Yamaha R1
110	1000	Michael CLARKE	1:34.775	16:48:35.788	5	Yamaha R1
53	1000	Seamus McGLYNN	1:34.393	16:50:09.850	6	Yamaha R1

Session Leader History

NO	CL	NAME	FROM LAP	LAPS LED	DISTANCE	VEHICLE
110	1000	Michael CLARKE	1	2	4.86 miles	Yamaha R1
53	1000	Seamus McGLYNN	3	4	9.73 miles	Yamaha R1

Flag History

TYPE	TIME OF DAY
GREEN	16:40:33.947
FINISH	16:50:09.828

Flag Statistics

TYPE	COUNT	TOTAL LAPS	TOTAL TIME
Green	1	6	11:42.951
Red	0	0	0.000
Safety Car	0	0	0.000
FCY	0	0	0.000

BMCRC - MRO Championships 2021 - Rnd 4 @ Brands Hatch GP

BMCRC Rookie 600 & 1000

RACE 14 - STATISTICS

CLASS : 1000

21 Starters

Fastest Lap History

NO	NAME	LAP TIME	TIME OF DAY	LAP	VEHICLE
110	Michael CLARKE	1:39.805	16:42:13.773	1	Yamaha R1
110	Michael CLARKE	1:35.122	16:43:48.896	2	Yamaha R1
53	Seamus McGLYNN	1:35.106	16:43:49.022	2	Yamaha R1
53	Seamus McGLYNN	1:34.971	16:47:00.182	4	Yamaha R1
110	Michael CLARKE	1:34.775	16:48:35.788	5	Yamaha R1
53	Seamus McGLYNN	1:34.393	16:50:09.850	6	Yamaha R1

Leader History

NO	NAME	FROM LAP	LAPS LED	DISTANCE	VEHICLE
110	Michael CLARKE	1	2	4.86 miles	Yamaha R1
53	Seamus McGLYNN	3	4	9.73 miles	Yamaha R1

BMCRC - MRO Championships 2021 - Rnd 4 @ Brands Hatch GP

BMCRC Rookie 600 & 1000

RACE 14 - STATISTICS

CLASS : 600

16 Starters

Fastest Lap History

NO	NAME	LAP TIME	TIME OF DAY	LAP	VEHICLE
51	Ross CLARKE	2:16.732	16:42:50.704	1	Kawasaki ZX600RR
200	Dan BURNHAM	1:38.743	16:44:29.624	2	Triumph DAYTONA 675
212	Matt PALLETT	1:37.846	16:44:29.744	2	Kawasaki ZX6R
200	Dan BURNHAM	1:37.199	16:47:46.205	4	Triumph DAYTONA 675

Leader History

NO	NAME	FROM LAP	LAPS LED	DISTANCE	VEHICLE
51	Ross CLARKE	1	1	2.43 miles	Kawasaki ZX600RR
200	Dan BURNHAM	2	1	2.43 miles	Triumph DAYTONA 675
212	Matt PALLETT	3	4	9.73 miles	Kawasaki ZX6R

BMCRC - MRO Championships 2021 - Rnd 4 @ Brands Hatch GP

BMCRC Rookie 600 & 1000

RACE 5 - GRID (7 Laps)



CONTRACTORS LTD

ROW 15	45		44	98 Timothy WALSH	43	155 2:29.765 Eliot SMITH
ROW 14	42	174 2:27.475 Adam DOCKSEY	41	74 2:26.471 Adam RENMANT	40	51 2:01.076 Ross CLARKE
ROW 13	39	42 1:52.968 Kai EVANS	38	371 1:49.387 Billy HUTCHINGS	37	686 1:49.257 Liam SPILLER
ROW 12	36	76 1:47.137 Paul BOXALL	35	28 1:44.771 Craig BICKNELL	34	636 1:44.257 Matthew MILLS
ROW 11	33	228 1:42.510 Paul McFADDEN	32	179 1:41.964 Thomas GARNER	31	62 1:41.782 Oliver NUNN
ROW 10	30	501 1:40.238 Ashley COID	29	212 1:37.846 Matt PALLETT	28	200 1:37.199 Dan BURNHAM
ROW 9	27		26		25	
ROW 8	24		23		22	19 Lee GRANT
ROW 7	21	111 1:48.898 Evan FINLAYSON-GREEN	20	222 1:47.397 Phil ROOKE	19	888 1:46.407 Paul FAGG
ROW 6	18	147 1:45.609 Mark SKEVINGTON	17	45 1:44.693 Glenn SMITH	16	180 1:44.536 Mark OVEL
ROW 5	15	175 1:43.780 Arlindo PESTANA	14	216 1:43.656 Roy NUNES	13	163 1:43.497 Riccardo BIGUZZI
ROW 4	12	261 1:43.489 Roberto Di GREGORIO	11	107 1:43.454 Dave WILLIAMSON	10	999 1:43.206 Jack DWYER
ROW 3	9	66 1:42.890 Jonny HILL	8	300 1:42.195 Aaren CARPENTER	7	201 1:41.559 Scott WEST
ROW 2	6	86 1:40.759 Frederico LOPES	5	32 1:40.145 Louis FINLAYSON-GREEN	4	508 1:39.308 Daniel McFADDEN
ROW 1	3	344 1:37.062 Andrew WILLIAMS	2	110 1:34.611 Michael CLARKE	1	53 1:34.393 Seamus McGLYNN
Pole						

Brands Hatch GP

Circuit Length = 2.4332 miles

These results are provisional until the conclusion of any judicial and technical matters.

Clerk Of Course :	Stewards :	Timekeeper : Craig Smith
-------------------	------------	--------------------------

Results can be found at www.tsl-timing.com

Printed - 16:56 Saturday, 17 July 2021



BMCRC - MRO Championships 2021 - Rnd 4 @ Brands Hatch GP

BMCRC Rookie 600 & 1000

RACE 5 - CLASSIFICATION



CONTRACTORS LTD

POS	NO	CL	PIC NAME	ENTRY	LAPS	TIME	GAP	DIFF	MPH	BEST	ON
1	53	1000	1 Seamus McGLYNN	Yamaha R1 -	7	11:05.302			92.16	1:33.616	3
2	110	1000	2 Michael CLARKE	Yamaha R1 - BIKEBASE.ltd	7	11:20.075	14.773	14.773	90.16	1:34.713	2
3	508	1000	3 Daniel McFADDEN	Kawasaki ZX10RR - Danny McFadden Racing	7	11:37.368	32.066	17.293	87.92	1:38.223	7
4	86	1000	4 Frederico LOPES	Kawasaki ZX10R - FLR Procurement Ltd	7	11:39.679	34.377	2.311	87.63	1:38.286	3
5	32	1000	5 Louis FINLAYSON-GREEN	Honda CBR1000RR - Revs of Horsham	7	11:45.617	40.315	5.938	86.90	1:39.162	3
6	66	1000	6 Jonny HILL	Honda CBR1000 RR - Michael J Lonsdale Group	7	11:46.084	40.782	0.467	86.84	1:38.926	6
7	201	1000	7 Scott WEST	Suzuki GSXR1000 -	7	11:49.524	44.222	3.440	86.42	1:39.972	5
8	175	1000	8 Arlindo PESTANA	BMW S1000RR - Pep's racing	7	12:00.736	55.434	11.212	85.07	1:41.115	3
9	300	1000	9 Aaren CARPENTER	Kawasaki ZX10R - Above Build Limited	7	12:00.922	55.620	0.186	85.05	1:41.302	6
10	999	1000	10 Jack DWYER	Honda CBR 1000RR -	7	12:03.523	58.221	2.601	84.75	1:42.031	2
11	107	1000	11 Dave WILLIAMSON	Kawasaki ZX10R - DWM Racing	7	12:04.786	59.484	1.263	84.60	1:41.463	6
12	163	1000	12 Riccardo BIGUZZI	BMW S1000RR - Jardiner	7	12:05.473	1:00.171	0.687	84.52	1:41.498	7
13	180	1000	13 Mark OVEL	Yamaha R1 - I NEED A SPONSOR	7	12:14.150	1:08.848	8.677	83.52	1:42.633	6
14	216	1000	14 Roy NUNES	Suzuki GSXR1000 -	7	12:14.233	1:08.931	0.083	83.51	1:42.236	7
15	501	600	1 Ashley COID	Kawasaki ZX636R -	7	12:14.536	1:09.234	0.303	83.47	1:36.862	3
16	45	1000	15 Glenn SMITH	Kawasaki ZX10R -	7	12:15.170	1:09.868	0.634	83.40	1:42.403	4
17	888	1000	16 Paul FAGG	Honda CBR 1000RR -	7	12:21.287	1:15.985	6.117	82.71	1:43.674	5
18	179	600	2 Thomas GARNER	Yamaha R6 -	7	12:23.396	1:18.094	2.109	82.48	1:38.675	7
19	212	600	3 Matt PALLETT	Kawasaki ZX6R - In:timber	7	12:27.519	1:22.217	4.123	82.02	1:37.681	3
20	147	1000	17 Mark SKEVINGTON	Suzuki GSXR 1000 - Teknimek Engineering Ltd	7	12:31.220	1:25.918	3.701	81.62	1:46.219	7
21	51	600	4 Ross CLARKE	Kawasaki ZX600RR - Ross clarke Farriery	7	12:40.215	1:34.913	8.995	80.65	1:39.307	6
22	111	1000	18 Evan FINLAYSON-GREEN	Honda CBR1000RR - Revs Of Horsham	7	12:43.471	1:38.169	3.256	80.31	1:46.951	2
23	636	600	5 Matthew MILLS	Kawasaki ZX6R -	6	11:05.082	1 Lap	1 Lap	79.02	1:41.845	3
24	28	600	6 Craig BICKNELL	Yamaha R6 - On Point Security LTD	6	11:06.689	1 Lap	1.607	78.83	1:41.496	6
25	371	600	7 Billy HUTCHINGS	Yamaha R6 -	6	11:27.815	1 Lap	21.126	76.41	1:45.753	6
26	76	600	8 Paul BOXALL	Yamaha R6 - WG Tyres	6	11:31.302	1 Lap	3.487	76.02	1:46.308	4
27	174	600	9 Adam DOCKSEY	Kawasaki ZX-6 -	6	11:48.761	1 Lap	17.459	74.15	1:48.617	6
28	42	600	10 Kai EVANS	Suzuki GSXR 600 - CBS Ltd Construction and Engir	6	11:49.139	1 Lap	0.378	74.11	1:48.720	6
29	686	600	11 Liam SPILLER	Honda CBR 600RR - LD Renovate Ltd	6	11:49.283	1 Lap	0.144	74.10	1:47.662	6

NOT CLASSIFIED

DNF	200	600	Dan BURNHAM	Triumph DAYTONA 675 - BDR RACING / KY JAX	6	10:29.869	1 Lap		83.44	1:36.737	5
DNF	222	1000	Phil ROOKE	Kawasaki ZXR 1000 -	6	10:53.818	1 Lap	23.949	80.38	1:46.436	2
DNF	228	600	Paul McFADDEN	Kawasaki ZX636 - T.McFadden Plant Ltd	6	10:54.120	1 Lap	0.302	80.35	1:39.651	5
DNF	62	600	Oliver NUNN	Yamaha R6 - IT UK & STVL	6	11:03.557	1 Lap	9.437	79.20	1:40.365	6
DNF	344	1000	Andrew WILLIAMS	Kawasaki ZX10R - Standard signs	0						

FASTEST LAP

53	1000	Seamus McGLYNN	Yamaha R1 -	3	1:33.616	93.57 mph	150.58 kph
200	600	Dan BURNHAM	Triumph DAYTONA 675 - BDR RACING / KY JAX	5	1:36.737	90.55 mph	145.73 kph

Class 1000 - 92.5% of Race Speed = 85.24 mph

Class 600 - 92.5% of Race Speed = 77.20 mph

Brands Hatch GP: 2.4332 miles

Race Distance: 7 Laps / 17.03 miles

Start: 11:59 Flag 12:10 End: 12:13

Weather / Track : Sunny / Dry

These results are provisional until the conclusion of any judicial and technical matters.

Clerk Of Course :	Stewards :	Timekeeper : Craig Smith
-------------------	------------	--------------------------

Results can be found at www.tsl-timing.com

Printed - 12:14 Sunday, 18 July 2021



BMCRC - MRO Championships 2021 - Rnd 4 @ Brands Hatch GP

BMCRC Rookie 600 & 1000

RACE 5 - LAP CHART

LAP 1 @ 12:01:24.116			LAP 3 @ 12:04:31.704			LAP 5 @ 12:07:40.845			LAP 7 @ 12:10:50.128		
NO	BEHIND	LAP TIME	NO	BEHIND	LAP TIME	NO	BEHIND	LAP TIME	NO	BEHIND	LAP TIME
53		1:39.290	53		1:33.616	53		1:34.655	53		1:34.669
110	0.795	1:40.085	110	3.291	1:35.371	371	1 Lap	1:45.850	28	1 Lap	1:41.496
508	4.031	1:43.321	508	14.939	1:39.127	76	1 Lap	1:46.308	110	14.773	1:38.152
32	4.762	1:44.052	32	16.047	1:39.162	110	7.247	1:37.396	371	1 Lap	1:45.753
86	5.779	1:45.069	86	16.307	1:38.286	174	1 Lap	1:49.369	76	1 Lap	1:46.597
201	7.120	1:46.410	201	20.042	1:40.198	42	1 Lap	1:51.466	508	32.066	1:38.223
999	7.157	1:46.447	66	20.152	1:39.722	686	1 Lap	1:49.449	86	34.377	1:39.298
66	7.406	1:46.696	999	24.317	1:42.717	508	23.051	1:38.512	32	40.315	1:41.708
300	9.589	1:48.879	300	25.428	1:41.869	86	25.164	1:38.294	66	40.782	1:41.717
163	11.651	1:50.941	175	26.889	1:41.115	32	27.127	1:40.352	174	1 Lap	1:48.617
147	11.980	1:51.270	163	28.952	1:42.315	66	29.422	1:39.200	42	1 Lap	1:48.720
175	12.090	1:51.380	107	29.637	1:42.282	201	31.680	1:39.972	686	1 Lap	1:47.662
107	12.176	1:51.466	216	33.736	1:44.764	175	41.798	1:42.186	201	44.222	1:40.778
216	12.588	1:51.878	180	34.105	1:43.529	999	41.837	1:43.376	175	55.434	1:41.611
180	13.678	1:52.968	45	36.492	1:45.312	300	42.172	1:42.833	300	55.620	1:41.429
45	14.414	1:53.704	888	37.498	1:45.339	107	44.800	1:42.121	999	58.221	1:43.013
888	14.702	1:53.992	147	37.566	1:46.460	163	45.397	1:41.739	107	59.484	1:42.504
111	15.785	1:55.075	111	42.727	1:47.579	180	52.264	1:42.964	163	1:00.171	1:41.498
222	17.827	1:57.117	222	43.724	1:47.049	45	52.894	1:43.140	180	1:08.848	1:43.234
200	44.984	2:24.274	200	52.533	1:37.182	216	53.323	1:44.297	216	1:08.931	1:42.236
501	47.337	2:26.627	501	55.320	1:36.862	888	55.873	1:43.674	501	1:09.234	1:38.840
212	47.784	2:27.074	179	1:00.171	1:38.936	200	56.890	1:36.737	45	1:09.868	1:42.615
179	49.158	2:28.448	228	1:05.913	1:41.928	147	1:01.216	1:46.499	888	1:15.985	1:45.264
228	50.164	2:29.454	212	1:06.761	1:37.681	501	1:01.816	1:38.303	179	1:18.094	1:38.675
28	53.137	2:32.427	51	1:10.098	1:40.333	222	1:09.432	1:47.656	212	1:22.217	1:38.180
636	53.406	2:32.696	636	1:11.086	1:41.845	179	1:09.975	1:39.584	147	1:25.918	1:46.219
51	53.716	2:33.006	62	1:11.586	1:41.079	111	1:11.087	1:48.742	51	1:34.913	1:44.346
62	53.833	2:33.123	28	1:13.656	1:43.259	212	1:14.898	1:38.424	111	1:38.169	1:48.139
371	56.614	2:35.904	371	1:23.384	1:47.200	228	1:17.066	1:39.651			
76	57.881	2:37.171	76	1:24.751	1:47.148	51	1:20.543	1:39.324			
42	1:00.267	2:39.557	42	1:33.326	1:50.651	62	1:27.173	1:42.785			
174	1:01.778	2:41.068				636	1:27.212	1:42.868			
686	1:02.032	2:41.322				28	1:29.174	1:42.241			
LAP 2 @ 12:02:58.088			LAP 4 @ 12:06:06.190			LAP 6 @ 12:09:15.459					
NO	BEHIND	LAP TIME	NO	BEHIND	LAP TIME	NO	BEHIND	LAP TIME			
53		1:33.972	53		1:34.486	53		1:34.614			
110	1.536	1:34.713	174	1 Lap	1:49.875	110	11.290	1:38.657			
508	9.428	1:39.369	686	1 Lap	1:50.177	371	1 Lap	1:45.950			
32	10.501	1:39.711	110	4.506	1:35.701	76	1 Lap	1:46.768			
86	11.637	1:39.830	508	19.194	1:38.741	508	28.512	1:40.075			
201	13.460	1:40.312	32	21.430	1:39.869	174	1 Lap	1:48.721			
66	14.046	1:40.612	86	21.525	1:39.704	86	29.748	1:39.198			
999	15.216	1:42.031	66	24.877	1:39.211	42	1 Lap	1:48.749			
300	17.175	1:41.558	201	26.363	1:40.807	686	1 Lap	1:49.627			
175	19.390	1:41.272	999	33.116	1:43.285	32	33.276	1:40.763			
163	20.253	1:42.574	300	33.994	1:43.052	66	33.734	1:38.926			
107	20.971	1:42.767	175	34.267	1:41.864	201	38.113	1:41.047			
216	22.588	1:43.972	107	37.334	1:42.183	175	48.492	1:41.308			
180	24.192	1:44.486	163	38.313	1:43.847	300	48.860	1:41.302			
147	24.722	1:46.714	216	43.681	1:44.431	999	49.877	1:42.654			
45	24.796	1:44.354	180	43.955	1:44.336						
888	25.775	1:45.045	45	44.409	1:42.403						
111	28.764	1:46.951	888	46.854	1:43.842						
222	30.291	1:46.436	147	49.372	1:46.292						
200	48.967	1:37.955	200	54.808	1:36.761						
501	52.074	1:38.709									
179	54.851	1:39.665									
228	57.601	1:41.409									
212	1:02.696	1:48.884									
636	1:02.857	1:43.423									
51	1:03.381	1:43.637									

Brands Hatch GP
 Circuit Length = 2.4332 miles
 Start: 11:59 Flag 12:10 End: 12:13

Weather / Track : Sunny / Dry

Results can be found at www.tsl-timing.com

Printed - 12:15 Sunday, 18 July 2021

BMCRC - MRO Championships 2021 - Rnd 4 @ Brands Hatch GP

BMCRC Rookie 600 & 1000

RACE 5 - SECTOR ANALYSIS



SECTOR 1 = FL to I1, SECTOR 2 = I1 to I2, SECTOR 3 = I2 to FL, DIFF = Difference To Personal Best Lap, P = Crossed Finish Line in Pit Lane, D = Time Disallowed

P1 53 1000 Seamus McGLYNN		Yamaha R1 -					
IDEAL LAP TIME : 1:33.499		BEST LAP TIME : 1:33.616		DIFFERENCE : 0.117			
LAP	SECTOR 1	SECTOR 2	SECTOR 3	LAP TIME	MPH	DIFF	TIME OF DAY
1 -			21.865	1:39.290	88.22	5.674	12:01:24.116
2 -	30.200	41.982	21.790	1:33.972 (2)	93.21	0.356	12:02:58.088
3 -	29.781	42.099	21.736	1:33.616 (1)	93.57		12:04:31.704
4 -	29.975	42.025	22.486	1:34.486 (3)	92.71	0.870	12:06:06.190
5 -	30.463	42.214	21.978	1:34.655	92.54	1.039	12:07:40.845
6 -	30.165	42.406	22.043	1:34.614	92.58	0.998	12:09:15.459
7 -	30.359	42.394	21.916	1:34.669	92.53	1.053	12:10:50.128

P2 110 1000 Michael CLARKE		Yamaha R1 - BIKEBASE.ltd					
IDEAL LAP TIME : 1:34.268		BEST LAP TIME : 1:34.713		DIFFERENCE : 0.445			
LAP	SECTOR 1	SECTOR 2	SECTOR 3	LAP TIME	MPH	DIFF	TIME OF DAY
1 -			22.048	1:40.085	87.52	5.372	12:01:24.911
2 -	29.797	42.423	22.493	1:34.713 (1)	92.48		12:02:59.624
3 -	30.484	42.424	22.463	1:35.371 (2)	91.85	0.658	12:04:34.995
4 -	30.387	42.991	22.323	1:35.701 (3)	91.53	0.988	12:06:10.696
5 -	30.529	44.100	22.767	1:37.396	89.94	2.683	12:07:48.092
6 -	30.966	44.351	23.340	1:38.657	88.79	3.944	12:09:26.749
7 -	31.126	44.048	22.978	1:38.152	89.24	3.439	12:11:04.901

P3 508 1000 Daniel McFADDEN		Kawasaki ZX10RR - Danny McFadden Racing					
IDEAL LAP TIME : 1:38.056		BEST LAP TIME : 1:38.223		DIFFERENCE : 0.167			
LAP	SECTOR 1	SECTOR 2	SECTOR 3	LAP TIME	MPH	DIFF	TIME OF DAY
1 -			23.206	1:43.321	84.78	5.098	12:01:28.147
2 -	31.290	44.929	23.150	1:39.369	88.15	1.146	12:03:07.516
3 -	31.565	44.618	22.944	1:39.127	88.36	0.904	12:04:46.643
4 -	31.252	44.567	22.922	1:38.741 (3)	88.71	0.518	12:06:25.384
5 -	31.309	44.232	22.971	1:38.512 (2)	88.92	0.289	12:08:03.896
6 -	31.112	45.757	23.206	1:40.075	87.53	1.852	12:09:43.971
7 -	31.176	44.022	23.025	1:38.223 (1)	89.18		12:11:22.194

P4 86 1000 Frederico LOPES		Kawasaki ZX10R - FLR Procurement Ltd					
IDEAL LAP TIME : 1:37.762		BEST LAP TIME : 1:38.286		DIFFERENCE : 0.524			
LAP	SECTOR 1	SECTOR 2	SECTOR 3	LAP TIME	MPH	DIFF	TIME OF DAY
1 -			23.077	1:45.069	83.37	6.783	12:01:29.895
2 -	32.212	44.490	23.128	1:39.830	87.74	1.544	12:03:09.725
3 -	31.980	43.642	22.664	1:38.286 (1)	89.12		12:04:48.011
4 -	32.230	44.438	23.036	1:39.704	87.85	1.418	12:06:27.715
5 -	31.788	43.674	22.832	1:38.294 (2)	89.11	0.008	12:08:06.009
6 -	31.456	44.058	23.684	1:39.198 (3)	88.30	0.912	12:09:45.207
7 -	32.068	44.327	22.903	1:39.298	88.21	1.012	12:11:24.505

P5 32 1000 Louis FINLAYSON-GREEN		Honda CBR1000RR - Revs of Horsham					
IDEAL LAP TIME : 1:39.162		BEST LAP TIME : 1:39.162		DIFFERENCE : 0.000			
LAP	SECTOR 1	SECTOR 2	SECTOR 3	LAP TIME	MPH	DIFF	TIME OF DAY
1 -			23.275	1:44.052	84.18	4.890	12:01:28.878
2 -	32.119	44.320	23.272	1:39.711 (2)	87.85	0.549	12:03:08.589
3 -	31.956	44.223	22.983	1:39.162 (1)	88.33		12:04:47.751
4 -	32.079	44.669	23.121	1:39.869 (3)	87.71	0.707	12:06:27.620
5 -	32.217	44.745	23.390	1:40.352	87.29	1.190	12:08:07.972
6 -	32.226	45.167	23.370	1:40.763	86.93	1.601	12:09:48.735
7 -	32.689	45.488	23.531	1:41.708	86.12	2.546	12:11:30.443

Weather / Track : Sunny / Dry

Brands Hatch GP
 Circuit Length = 2.4332 miles
 Start: 11:59 Flag 12:10 End: 12:13

BMCRC - MRO Championships 2021 - Rnd 4 @ Brands Hatch GP

BMCRC Rookie 600 & 1000

RACE 5 - SECTOR ANALYSIS



SECTOR 1 = FL to I1, SECTOR 2 = I1 to I2, SECTOR 3 = I2 to FL, DIFF = Difference To Personal Best Lap, P = Crossed Finish Line in Pit Lane, D = Time Disallowed

P6 66 1000 Jonny HILL		Honda CBR1000 RR - Michael J Lonsdale Group					
IDEAL LAP TIME : 1:38.740		BEST LAP TIME : 1:38.926		DIFFERENCE : 0.186			
LAP	SECTOR 1	SECTOR 2	SECTOR 3	LAP TIME	MPH	DIFF	TIME OF DAY
1 -			23.113	1:46.696	82.10	7.770	12:01:31.522
2 -	32.234	45.024	23.354	1:40.612	87.06	1.686	12:03:12.134
3 -	31.815	44.921	22.986	1:39.722	87.84	0.796	12:04:51.856
4 -	31.955	44.356	22.900	1:39.211 (3)	88.29	0.285	12:06:31.067
5 -	32.179	44.175	22.846	1:39.200 (2)	88.30	0.274	12:08:10.267
6 -	31.769	44.125	23.032	1:38.926 (1)	88.54		12:09:49.193
7 -	32.347	46.424	22.946	1:41.717	86.11	2.791	12:11:30.910

P7 201 1000 Scott WEST		Suzuki GSXR1000 -					
IDEAL LAP TIME : 1:39.709		BEST LAP TIME : 1:39.972		DIFFERENCE : 0.263			
LAP	SECTOR 1	SECTOR 2	SECTOR 3	LAP TIME	MPH	DIFF	TIME OF DAY
1 -			22.880	1:46.410	82.32	6.438	12:01:31.236
2 -	31.578	45.529	23.205	1:40.312 (3)	87.32	0.340	12:03:11.548
3 -	31.480	45.501	23.217	1:40.198 (2)	87.42	0.226	12:04:51.746
4 -	31.897	45.905	23.005	1:40.807	86.89	0.835	12:06:32.553
5 -	31.599	45.349	23.024	1:39.972 (1)	87.62		12:08:12.525
6 -	32.368	45.623	23.056	1:41.047	86.69	1.075	12:09:53.572
7 -	31.805	45.809	23.164	1:40.778	86.92	0.806	12:11:34.350

P8 175 1000 Arlindo PESTANA		BMW S1000RR - Pep's racing					
IDEAL LAP TIME : 1:40.353		BEST LAP TIME : 1:41.115		DIFFERENCE : 0.762			
LAP	SECTOR 1	SECTOR 2	SECTOR 3	LAP TIME	MPH	DIFF	TIME OF DAY
1 -			24.072	1:51.380	78.64	10.265	12:01:36.206
2 -	32.744	45.080	23.448	1:41.272 (2)	86.49	0.157	12:03:17.478
3 -	31.997	45.810	23.308	1:41.115 (1)	86.63		12:04:58.593
4 -	32.006	46.114	23.744	1:41.864	85.99	0.749	12:06:40.457
5 -	32.426	46.145	23.615	1:42.186	85.72	1.071	12:08:22.643
6 -	31.965	45.875	23.468	1:41.308 (3)	86.46	0.193	12:10:03.951
7 -	32.128	45.694	23.789	1:41.611	86.20	0.496	12:11:45.562

P9 300 1000 Aaren CARPENTER		Kawasaki ZX10R - Above Build Limited					
IDEAL LAP TIME : 1:40.918		BEST LAP TIME : 1:41.302		DIFFERENCE : 0.384			
LAP	SECTOR 1	SECTOR 2	SECTOR 3	LAP TIME	MPH	DIFF	TIME OF DAY
1 -			23.743	1:48.879	80.45	7.577	12:01:33.705
2 -	32.911	44.997	23.650	1:41.558 (3)	86.25	0.256	12:03:15.263
3 -	32.978	45.243	23.648	1:41.869	85.99	0.567	12:04:57.132
4 -	32.785	46.485	23.782	1:43.052	85.00	1.750	12:06:40.184
5 -	33.073	46.283	23.477	1:42.833	85.18	1.531	12:08:23.017
6 -	32.993	44.855	23.454	1:41.302 (1)	86.47		12:10:04.319
7 -	33.002	45.149	23.278	1:41.429 (2)	86.36	0.127	12:11:45.748

P10 999 1000 Jack DWYER		Honda CBR 1000RR -					
IDEAL LAP TIME : 1:41.075		BEST LAP TIME : 1:42.031		DIFFERENCE : 0.956			
LAP	SECTOR 1	SECTOR 2	SECTOR 3	LAP TIME	MPH	DIFF	TIME OF DAY
1 -			23.501	1:46.447	82.29	4.416	12:01:31.273
2 -	32.258	46.206	23.567	1:42.031 (1)	85.85		12:03:13.304
3 -	32.721	46.020	23.976	1:42.717 (3)	85.28	0.686	12:04:56.021
4 -	33.006	46.539	23.740	1:43.285	84.81	1.254	12:06:39.306
5 -	32.784	46.670	23.922	1:43.376	84.73	1.345	12:08:22.682
6 -	33.597	45.316	23.741	1:42.654 (2)	85.33	0.623	12:10:05.336
7 -	32.770	46.007	24.236	1:43.013	85.03	0.982	12:11:48.349

Weather / Track : Sunny / Dry

Brands Hatch GP
 Circuit Length = 2.4332 miles
 Start: 11:59 Flag 12:10 End: 12:13

BMCRC - MRO Championships 2021 - Rnd 4 @ Brands Hatch GP

BMCRC Rookie 600 & 1000

RACE 5 - SECTOR ANALYSIS



SECTOR 1 = FL to I1, SECTOR 2 = I1 to I2, SECTOR 3 = I2 to FL, DIFF = Difference To Personal Best Lap, P = Crossed Finish Line in Pit Lane, D = Time Disallowed

P11 107 1000		Dave WILLIAMSON		Kawasaki ZX10R - DWM Racing			
IDEAL LAP TIME : 1:41.094		BEST LAP TIME : 1:41.463		DIFFERENCE : 0.369			
LAP	SECTOR 1	SECTOR 2	SECTOR 3	LAP TIME	MPH	DIFF	TIME OF DAY
1 -			23.689	1:51.466	78.58	10.003	12:01:36.292
2 -	34.205	45.651	22.911	1:42.767	85.23	1.304	12:03:19.059
3 -	32.532	46.193	23.557	1:42.282	85.64	0.819	12:05:01.341
4 -	32.632	45.851	23.700	1:42.183 (3)	85.72	0.720	12:06:43.524
5 -	32.791	45.813	23.517	1:42.121 (2)	85.77	0.658	12:08:25.645
6 -	32.632	45.715	23.116	1:41.463 (1)	86.33		12:10:07.108
7 -	32.642	46.277	23.585	1:42.504	85.45	1.041	12:11:49.612

P12 163 1000		Riccardo BIGUZZI		BMW S1000RR - Jardiner			
IDEAL LAP TIME : 1:41.112		BEST LAP TIME : 1:41.498		DIFFERENCE : 0.386			
LAP	SECTOR 1	SECTOR 2	SECTOR 3	LAP TIME	MPH	DIFF	TIME OF DAY
1 -			24.166	1:50.941	78.95	9.443	12:01:35.767
2 -	33.256	45.772	23.546	1:42.574	85.40	1.076	12:03:18.341
3 -	32.559	46.173	23.583	1:42.315 (3)	85.61	0.817	12:05:00.656
4 -	32.823	47.019	24.005	1:43.847	84.35	2.349	12:06:44.503
5 -	32.416	46.087	23.236	1:41.739 (2)	86.10	0.241	12:08:26.242
6 -	33.004	46.001	23.554	1:42.559	85.41	1.061	12:10:08.801
7 -	32.251	45.625	23.622	1:41.498 (1)	86.30		12:11:50.299

P13 180 1000		Mark OVEL		Yamaha R1 - I NEED A SPONSOR			
IDEAL LAP TIME : 1:42.535		BEST LAP TIME : 1:42.633		DIFFERENCE : 0.098			
LAP	SECTOR 1	SECTOR 2	SECTOR 3	LAP TIME	MPH	DIFF	TIME OF DAY
1 -			24.434	1:52.968	77.54	10.335	12:01:37.794
2 -	33.588	46.722	24.176	1:44.486	83.83	1.853	12:03:22.280
3 -	33.441	45.988	24.100	1:43.529	84.61	0.896	12:05:05.809
4 -	33.687	46.382	24.267	1:44.336	83.95	1.703	12:06:50.145
5 -	33.160	45.894	23.910	1:42.964 (2)	85.07	0.331	12:08:33.109
6 -	32.803	45.992	23.838	1:42.633 (1)	85.35		12:10:15.742
7 -	32.932	46.407	23.895	1:43.234 (3)	84.85	0.601	12:11:58.976

P14 216 1000		Roy NUNES		Suzuki GSXR1000 -			
IDEAL LAP TIME : 1:41.753		BEST LAP TIME : 1:42.236		DIFFERENCE : 0.483			
LAP	SECTOR 1	SECTOR 2	SECTOR 3	LAP TIME	MPH	DIFF	TIME OF DAY
1 -			23.764	1:51.878	78.29	9.642	12:01:36.704
2 -	33.963	46.156	23.853	1:43.972 (3)	84.25	1.736	12:03:20.676
3 -	34.232	46.171	24.361	1:44.764	83.61	2.528	12:05:05.440
4 -	33.845	46.248	24.338	1:44.431	83.88	2.195	12:06:49.871
5 -	33.877	46.325	24.095	1:44.297	83.98	2.061	12:08:34.168
6 -	33.247	45.547	23.861	1:42.655 (2)	85.33	0.419	12:10:16.823
7 -	33.730	45.166	23.340	1:42.236 (1)	85.68		12:11:59.059

P15 501 600		Ashley COID		Kawasaki ZX636R -			
IDEAL LAP TIME : 1:36.836		BEST LAP TIME : 1:36.862		DIFFERENCE : 0.026			
LAP	SECTOR 1	SECTOR 2	SECTOR 3	LAP TIME	MPH	DIFF	TIME OF DAY
1 -		44.455	23.245	2:26.627	59.74	49.765	12:02:11.453
2 -	31.447	44.456	22.806	1:38.709	88.74	1.847	12:03:50.162
3 -	30.667	43.449	22.746	1:36.862 (1)	90.43		12:05:27.024
4 -	30.931	43.423	22.980	1:37.334 (2)	89.99	0.472	12:07:04.358
5 -	32.011	43.432	22.860	1:38.303	89.11	1.441	12:08:42.661
6 -	31.038	43.464	23.359	1:37.861 (3)	89.51	0.999	12:10:20.522
7 -	30.909	44.698	23.233	1:38.840	88.62	1.978	12:11:59.362

Weather / Track : Sunny / Dry

Brands Hatch GP
Circuit Length = 2.4332 miles
Start: 11:59 Flag 12:10 End: 12:13

BMCRC - MRO Championships 2021 - Rnd 4 @ Brands Hatch GP

BMCRC Rookie 600 & 1000

RACE 5 - SECTOR ANALYSIS



SECTOR 1 = FL to I1, SECTOR 2 = I1 to I2, SECTOR 3 = I2 to FL, DIFF = Difference To Personal Best Lap, P = Crossed Finish Line in Pit Lane, D = Time Disallowed

P16 45 1000 Glenn SMITH		Kawasaki ZX10R -					
IDEAL LAP TIME : 1:42.163		BEST LAP TIME : 1:42.403		DIFFERENCE : 0.240			
LAP	SECTOR 1	SECTOR 2	SECTOR 3	LAP TIME	MPH	DIFF	TIME OF DAY
1 -			25.076	1:53.704	77.04	11.301	12:01:38.530
2 -	33.394	46.446	24.514	1:44.354	83.94	1.951	12:03:22.884
3 -	34.409	46.908	23.995	1:45.312	83.17	2.909	12:05:08.196
4 -	33.545	45.218	23.640	1:42.403 (1)	85.54		12:06:50.599
5 -	33.778	45.620	23.742	1:43.140 (3)	84.93	0.737	12:08:33.739
6 -	33.718	46.126	23.798	1:43.642	84.52	1.239	12:10:17.381
7 -	33.687	45.129	23.799	1:42.615 (2)	85.36	0.212	12:11:59.996

P17 888 1000 Paul FAGG		Honda CBR 1000RR -					
IDEAL LAP TIME : 1:43.009		BEST LAP TIME : 1:43.674		DIFFERENCE : 0.665			
LAP	SECTOR 1	SECTOR 2	SECTOR 3	LAP TIME	MPH	DIFF	TIME OF DAY
1 -			24.867	1:53.992	76.84	10.318	12:01:38.818
2 -	33.567	47.492	23.986	1:45.045	83.39	1.371	12:03:23.863
3 -	33.961	47.924	23.454	1:45.339	83.15	1.665	12:05:09.202
4 -	33.556	46.524	23.762	1:43.842 (2)	84.35	0.168	12:06:53.044
5 -	33.618	45.999	24.057	1:43.674 (1)	84.49		12:08:36.718
6 -	33.663	46.115	24.353	1:44.131 (3)	84.12	0.457	12:10:20.849
7 -	35.025	46.387	23.852	1:45.264	83.21	1.590	12:12:06.113

P18 179 600 Thomas GARNER		Yamaha R6 -					
IDEAL LAP TIME : 1:38.025		BEST LAP TIME : 1:38.675		DIFFERENCE : 0.650			
LAP	SECTOR 1	SECTOR 2	SECTOR 3	LAP TIME	MPH	DIFF	TIME OF DAY
1 -		45.183	23.001	2:28.448	59.00	49.773	12:02:13.274
2 -	31.606	44.938	23.121	1:39.665	87.89	0.990	12:03:52.939
3 -	31.719	44.351	22.866	1:38.936 (3)	88.54	0.261	12:05:31.875
4 -	31.961	44.205	23.195	1:39.361	88.16	0.686	12:07:11.236
5 -	31.637	44.597	23.350	1:39.584	87.96	0.909	12:08:50.820
6 -	31.448	43.809	23.470	1:38.727 (2)	88.72	0.052	12:10:29.547
7 -	31.350	44.210	23.115	1:38.675 (1)	88.77		12:12:08.222

P19 212 600 Matt PALLETT		Kawasaki ZX6R - In:timber					
IDEAL LAP TIME : 1:37.451		BEST LAP TIME : 1:37.681		DIFFERENCE : 0.230			
LAP	SECTOR 1	SECTOR 2	SECTOR 3	LAP TIME	MPH	DIFF	TIME OF DAY
1 -		44.952	23.288	2:27.074	59.56	49.393	12:02:11.900
2 -	31.363	53.942	23.579	1:48.884	80.45	11.203	12:04:00.784
3 -	31.313	43.511	22.857	1:37.681 (1)	89.67		12:05:38.465
4 -	31.083	44.791	22.980	1:38.854	88.61	1.173	12:07:17.319
5 -	31.846	43.574	23.004	1:38.424	89.00	0.743	12:08:55.743
6 -	31.290	44.271	22.861	1:38.422 (3)	89.00	0.741	12:10:34.165
7 -	31.435	43.769	22.976	1:38.180 (2)	89.22	0.499	12:12:12.345

P20 147 1000 Mark SKEVINGTON		Suzuki GSXR 1000 - Teknimek Engineering Ltd					
IDEAL LAP TIME : 1:45.302		BEST LAP TIME : 1:46.219		DIFFERENCE : 0.917			
LAP	SECTOR 1	SECTOR 2	SECTOR 3	LAP TIME	MPH	DIFF	TIME OF DAY
1 -			24.394	1:51.270	78.72	5.051	12:01:36.096
2 -	34.053	47.608	25.053	1:46.714	82.08	0.495	12:03:22.810
3 -	34.111	47.716	24.633	1:46.460 (3)	82.28	0.241	12:05:09.270
4 -	34.843	46.994	24.455	1:46.292 (2)	82.41	0.073	12:06:55.562
5 -	33.914	47.575	25.010	1:46.499	82.25	0.280	12:08:42.061
6 -	34.188	48.520	25.058	1:47.766	81.28	1.547	12:10:29.827
7 -	34.030	47.218	24.971	1:46.219 (1)	82.46		12:12:16.046

Weather / Track : Sunny / Dry

Brands Hatch GP
Circuit Length = 2.4332 miles
Start: 11:59 Flag 12:10 End: 12:13

BMCRC - MRO Championships 2021 - Rnd 4 @ Brands Hatch GP

BMCRC Rookie 600 & 1000

RACE 5 - SECTOR ANALYSIS



SECTOR 1 = FL to I1, SECTOR 2 = I1 to I2, SECTOR 3 = I2 to FL, DIFF = Difference To Personal Best Lap, P = Crossed Finish Line in Pit Lane, D = Time Disallowed

P21 51 600		Ross CLARKE		Kawasaki ZX600RR - Ross clarke Farriery			
IDEAL LAP TIME : 1:39.224		BEST LAP TIME : 1:39.307		DIFFERENCE : 0.083			
LAP	SECTOR 1	SECTOR 2	SECTOR 3	LAP TIME	MPH	DIFF	TIME OF DAY
1 -		46.414	23.957	2:33.006	57.25	53.699	12:02:17.832
2 -	32.810	47.002	23.825	1:43.637	84.52	4.330	12:04:01.469
3 -	32.254	44.581	23.498	1:40.333	87.30	1.026	12:05:41.802
4 -	31.763	44.945	23.554	1:40.262 (3)	87.36	0.955	12:07:22.064
5 -	31.644	44.404	23.276	1:39.324 (2)	88.19	0.017	12:09:01.388
6 -	31.544	44.443	23.320	1:39.307 (1)	88.20		12:10:40.695
7 -	34.746	45.518	24.082	1:44.346	83.94	5.039	12:12:25.041

P22 111 1000		Evan FINLAYSON-GREEN		Honda CBR1000RR - Revs Of Horsham			
IDEAL LAP TIME : 1:46.898		BEST LAP TIME : 1:46.951		DIFFERENCE : 0.053			
LAP	SECTOR 1	SECTOR 2	SECTOR 3	LAP TIME	MPH	DIFF	TIME OF DAY
1 -			24.975	1:55.075	76.12	8.124	12:01:39.901
2 -	34.544	47.455	24.952	1:46.951 (1)	81.90		12:03:26.852
3 -	34.670	47.479	25.430	1:47.579 (2)	81.42	0.628	12:05:14.431
4 -	35.322	48.494	24.943	1:48.759	80.54	1.808	12:07:03.190
5 -	35.119	48.145	25.478	1:48.742	80.55	1.791	12:08:51.932
6 -	35.146	47.853	25.227	1:48.226	80.94	1.275	12:10:40.158
7 -	35.255	47.985	24.899	1:48.139 (3)	81.00	1.188	12:12:28.297

P23 636 600		Matthew MILLS		Kawasaki ZX6R -			
IDEAL LAP TIME : 1:41.629		BEST LAP TIME : 1:41.845		DIFFERENCE : 0.216			
LAP	SECTOR 1	SECTOR 2	SECTOR 3	LAP TIME	MPH	DIFF	TIME OF DAY
1 -		46.909	24.137	2:32.696	57.36	50.851	12:02:17.522
2 -	32.766	46.635	24.022	1:43.423	84.69	1.578	12:04:00.945
3 -	32.262	45.877	23.706	1:41.845 (1)	86.01		12:05:42.790
4 -	32.325	46.056	24.018	1:42.399 (3)	85.54	0.554	12:07:25.189
5 -	32.568	46.584	23.716	1:42.868	85.15	1.023	12:09:08.057
6 -	32.484	45.754	23.613	1:41.851 (2)	86.00	0.006	12:10:49.908

P24 28 600		Craig BICKNELL		Yamaha R6 - On Point Security LTD			
IDEAL LAP TIME : 1:41.496		BEST LAP TIME : 1:41.496		DIFFERENCE : 0.000			
LAP	SECTOR 1	SECTOR 2	SECTOR 3	LAP TIME	MPH	DIFF	TIME OF DAY
1 -		46.219	24.088	2:32.427	57.46	50.931	12:02:17.253
2 -	33.384	47.495	23.969	1:44.848	83.54	3.352	12:04:02.101
3 -	33.561	45.891	23.807	1:43.259	84.83	1.763	12:05:45.360
4 -	33.201	45.412	23.805	1:42.418 (3)	85.53	0.922	12:07:27.778
5 -	32.794	45.706	23.741	1:42.241 (2)	85.67	0.745	12:09:10.019
6 -	32.613	45.226	23.657	1:41.496 (1)	86.30		12:10:51.515

P25 371 600		Billy HUTCHINGS		Yamaha R6 -			
IDEAL LAP TIME : 1:45.370		BEST LAP TIME : 1:45.753		DIFFERENCE : 0.383			
LAP	SECTOR 1	SECTOR 2	SECTOR 3	LAP TIME	MPH	DIFF	TIME OF DAY
1 -		47.975	24.718	2:35.904	56.18	50.151	12:02:20.730
2 -	33.561	48.588	25.009	1:47.158	81.74	1.405	12:04:07.888
3 -	33.891	48.710	24.599	1:47.200	81.71	1.447	12:05:55.088
4 -	33.538	47.748	24.564	1:45.850 (2)	82.75	0.097	12:07:40.938
5 -	33.572	47.688	24.690	1:45.950 (3)	82.67	0.197	12:09:26.888
6 -	33.133	48.071	24.549	1:45.753 (1)	82.83		12:11:12.641

BMCRC - MRO Championships 2021 - Rnd 4 @ Brands Hatch GP

BMCRC Rookie 600 & 1000

RACE 5 - SECTOR ANALYSIS



SECTOR 1 = FL to I1, SECTOR 2 = I1 to I2, SECTOR 3 = I2 to FL, DIFF = Difference To Personal Best Lap, P = Crossed Finish Line in Pit Lane, D = Time Disallowed

P26 76 600 Paul BOXALL		Yamaha R6 - WG Tyres					
IDEAL LAP TIME : 1:46.117		BEST LAP TIME : 1:46.308		DIFFERENCE : 0.191			
LAP	SECTOR 1	SECTOR 2	SECTOR 3	LAP TIME	MPH	DIFF	TIME OF DAY
1 -		48.386	24.685	2:37.171	55.73	50.863	12:02:21.997
2 -	33.808	48.679	24.823	1:47.310	81.63	1.002	12:04:09.307
3 -	34.353	48.339	24.456	1:47.148	81.75	0.840	12:05:56.455
4 -	33.860	47.957	24.491	1:46.308 (1)	82.40		12:07:42.763
5 -	34.114	48.054	24.600	1:46.768 (3)	82.04	0.460	12:09:29.531
6 -	33.704	48.228	24.665	1:46.597 (2)	82.17	0.289	12:11:16.128

P27 174 600 Adam DOCKSEY		Kawasaki ZX-6 -					
IDEAL LAP TIME : 1:48.199		BEST LAP TIME : 1:48.617		DIFFERENCE : 0.418			
LAP	SECTOR 1	SECTOR 2	SECTOR 3	LAP TIME	MPH	DIFF	TIME OF DAY
1 -		50.486	25.713	2:41.068	54.38	52.451	12:02:25.894
2 -	35.070	50.304	25.737	1:51.111	78.83	2.494	12:04:17.005
3 -	35.279	49.068	25.528	1:49.875	79.72	1.258	12:06:06.880
4 -	34.757	49.322	25.290	1:49.369 (3)	80.09	0.752	12:07:56.249
5 -	34.543	49.003	25.175	1:48.721 (2)	80.57	0.104	12:09:44.970
6 -	34.315	48.709	25.593	1:48.617 (1)	80.64		12:11:33.587

P28 42 600 Kai EVANS		Suzuki GSXR 600 - CBS Ltd Construction and Engineering					
IDEAL LAP TIME : 1:48.240		BEST LAP TIME : 1:48.720		DIFFERENCE : 0.480			
LAP	SECTOR 1	SECTOR 2	SECTOR 3	LAP TIME	MPH	DIFF	TIME OF DAY
1 -		49.540	25.489	2:39.557	54.90	50.837	12:02:24.383
2 -	34.610	49.680	25.706	1:49.996 (3)	79.63	1.276	12:04:14.379
3 -	35.017	49.936	25.698	1:50.651	79.16	1.931	12:06:05.030
4 -	35.772	49.978	25.716	1:51.466	78.58	2.746	12:07:56.496
5 -	34.846	49.031	24.872	1:48.749 (2)	80.55	0.029	12:09:45.245
6 -	34.820	48.758	25.142	1:48.720 (1)	80.57		12:11:33.965

P29 686 600 Liam SPILLER		Honda CBR 600RR - LD Renovate Ltd					
IDEAL LAP TIME : 1:47.662		BEST LAP TIME : 1:47.662		DIFFERENCE : 0.000			
LAP	SECTOR 1	SECTOR 2	SECTOR 3	LAP TIME	MPH	DIFF	TIME OF DAY
1 -		50.899	25.376	2:41.322	54.30	53.660	12:02:26.148
2 -	35.224	50.212	25.610	1:51.046	78.88	3.384	12:04:17.194
3 -	35.457	49.415	25.305	1:50.177	79.50	2.515	12:06:07.371
4 -	34.675	49.406	25.368	1:49.449 (2)	80.03	1.787	12:07:56.820
5 -	34.883	49.821	24.923	1:49.627 (3)	79.90	1.965	12:09:46.447
6 -	34.140	49.064	24.458	1:47.662 (1)	81.36		12:11:34.109

P30 200 600 Dan BURNHAM		Triumph DAYTONA 675 - BDR RACING / KY JAX					
IDEAL LAP TIME : 1:36.106		BEST LAP TIME : 1:36.737		DIFFERENCE : 0.631			
LAP	SECTOR 1	SECTOR 2	SECTOR 3	LAP TIME	MPH	DIFF	TIME OF DAY
1 -		43.817	22.893	2:24.274	60.71	47.537	12:02:09.100
2 -	31.093	44.185	22.677	1:37.955	89.42	1.218	12:03:47.055
3 -	30.594	43.855	22.733	1:37.182	90.13	0.445	12:05:24.237
4 -	30.647	43.290	22.824	1:36.761 (2)	90.53	0.024	12:07:00.998
5 -	30.279	43.921	22.537	1:36.737 (1)	90.55		12:08:37.735
6 -	30.532	43.462	22.966	1:36.960 (3)	90.34	0.223	12:10:14.695

BMCRC - MRO Championships 2021 - Rnd 4 @ Brands Hatch GP

BMCRC Rookie 600 & 1000

RACE 5 - SECTOR ANALYSIS



SECTOR 1 = FL to I1, SECTOR 2 = I1 to I2, SECTOR 3 = I2 to FL, DIFF = Difference To Personal Best Lap, P = Crossed Finish Line in Pit Lane, D = Time Disallowed

P31 222 1000 Phil ROOKE			Kawasaki ZXR 1000 -				
IDEAL LAP TIME : 1:46.374		BEST LAP TIME : 1:46.436		DIFFERENCE : 0.062			
LAP	SECTOR 1	SECTOR 2	SECTOR 3	LAP TIME	MPH	DIFF	TIME OF DAY
1 -			25.077	1:57.117	74.79	10.681	12:01:41.943
2 -	34.282	47.764	24.390	1:46.436 (1)	82.30		12:03:28.379
3 -	34.220	48.114	24.715	1:47.049 (2)	81.83	0.613	12:05:15.428
4 -	34.670	47.788	24.735	1:47.193 (3)	81.72	0.757	12:07:02.621
5 -	34.726	48.293	24.637	1:47.656	81.36	1.220	12:08:50.277
6 -	34.915	48.447	25.005	1:48.367	80.83	1.931	12:10:38.644

P32 228 600 Paul McFADDEN			Kawasaki ZX636 - T.McFadden Plant Ltd				
IDEAL LAP TIME : 1:39.414		BEST LAP TIME : 1:39.651		DIFFERENCE : 0.237			
LAP	SECTOR 1	SECTOR 2	SECTOR 3	LAP TIME	MPH	DIFF	TIME OF DAY
1 -		46.054	23.470	2:29.454	58.61	49.803	12:02:14.280
2 -	32.306	45.633	23.470	1:41.409	86.38	1.758	12:03:55.689
3 -	32.551	45.955	23.422	1:41.928	85.94	2.277	12:05:37.617
4 -	31.772	45.657	23.214	1:40.643 (2)	87.03	0.992	12:07:18.260
5 -	31.635	44.652	23.364	1:39.651 (1)	87.90		12:08:57.911
6 -	31.548	45.463	24.024	1:41.035 (3)	86.70	1.384	12:10:38.946

P33 62 600 Oliver NUNN			Yamaha R6 - IT UK & STVL				
IDEAL LAP TIME : 1:40.365		BEST LAP TIME : 1:40.365		DIFFERENCE : 0.000			
LAP	SECTOR 1	SECTOR 2	SECTOR 3	LAP TIME	MPH	DIFF	TIME OF DAY
1 -		46.459	23.883	2:33.123	57.20	52.758	12:02:17.949
2 -	33.063	47.380	23.819	1:44.262	84.01	3.897	12:04:02.211
3 -	32.577	45.129	23.373	1:41.079 (2)	86.66	0.714	12:05:43.290
4 -	32.168	45.967	23.808	1:41.943 (3)	85.92	1.578	12:07:25.233
5 -	32.922	46.298	23.565	1:42.785	85.22	2.420	12:09:08.018
6 -	32.107	44.922	23.336	1:40.365 (1)	87.27		12:10:48.383

BMCRC - MRO Championships 2021 - Rnd 4 @ Brands Hatch GP

BMCRC Rookie 600 & 1000

RACE 5 - BEST SECTORS

SECTOR 1			SECTOR 2			SECTOR 3			IDEAL / BEST COMPARISON						
POS	NO	NAME	TIME	NO	NAME	TIME	NO	NAME	TIME	POS	NO	NAME	IDEAL	BEST	DIFF
													PERFECT LAP	1:33.499	
1	53	McGLYNN	29.781	53	McGLYNN	41.982	53	McGLYNN	21.736	1	53	McGLYNN	1:33.499	1:33.616	0.117
2	110	CLARKE	29.797	110	CLARKE	42.423	110	CLARKE	22.048	2	110	CLARKE	1:34.268	1:34.713	0.445
3	200	BURNHAM	30.279	200	BURNHAM	43.290	200	BURNHAM	22.537	3	200	BURNHAM	1:36.106	1:36.737	0.631
4	501	COID	30.667	501	COID	43.423	86	LOPES	22.664	4	501	COID	1:36.836	1:36.862	0.026
5	212	PALLET	31.083	212	PALLET	43.511	501	COID	22.746	5	212	PALLET	1:37.451	1:37.681	0.230
6	508	McFADDEN	31.112	86	LOPES	43.642	66	HILL	22.846	6	86	LOPES	1:37.762	1:38.286	0.524
7	179	GARNER	31.350	179	GARNER	43.809	212	PALLET	22.857	7	179	GARNER	1:38.025	1:38.675	0.650
8	86	LOPES	31.456	508	McFADDEN	44.022	179	GARNER	22.866	8	508	McFADDEN	1:38.056	1:38.223	0.167
9	201	WEST	31.480	66	HILL	44.125	201	WEST	22.880	9	66	HILL	1:38.740	1:38.926	0.186
10	51	CLARKE	31.544	32	FINLAYSON-GREEN	44.223	107	WILLIAMSON	22.911	10	32	FINLAYSON-GREEN	1:39.162	1:39.162	0.000
11	228	McFADDEN	31.548	51	CLARKE	44.404	508	McFADDEN	22.922	11	51	CLARKE	1:39.224	1:39.307	0.083
12	66	HILL	31.769	228	McFADDEN	44.652	32	FINLAYSON-GREEN	22.983	12	228	McFADDEN	1:39.414	1:39.651	0.237
13	32	FINLAYSON-GREEN	31.956	300	CARPENTER	44.855	228	McFADDEN	23.214	13	201	WEST	1:39.709	1:39.972	0.263
14	175	PESTANA	31.965	62	NUNN	44.922	163	BIGUZZI	23.236	14	175	PESTANA	1:40.353	1:41.115	0.762
15	62	NUNN	32.107	175	PESTANA	45.080	51	CLARKE	23.276	15	62	NUNN	1:40.365	1:40.365	0.000
16	163	BIGUZZI	32.251	45	SMITH	45.129	300	CARPENTER	23.278	16	300	CARPENTER	1:40.918	1:41.302	0.384
17	999	DWYER	32.258	216	NUNES	45.166	175	PESTANA	23.308	17	999	DWYER	1:41.075	1:42.031	0.956
18	636	MILLS	32.262	28	BICKNELL	45.226	62	NUNN	23.336	18	107	WILLIAMSON	1:41.094	1:41.463	0.369
19	107	WILLIAMSON	32.532	999	DWYER	45.316	216	NUNES	23.340	19	163	BIGUZZI	1:41.112	1:41.498	0.386
20	28	BICKNELL	32.613	201	WEST	45.349	888	FAGG	23.454	20	28	BICKNELL	1:41.496	1:41.496	0.000
21	300	CARPENTER	32.785	163	BIGUZZI	45.625	999	DWYER	23.501	21	636	MILLS	1:41.629	1:41.845	0.216
22	180	OVEL	32.803	107	WILLIAMSON	45.651	636	MILLS	23.613	22	216	NUNES	1:41.753	1:42.236	0.483
23	371	HUTCHINGS	33.133	636	MILLS	45.754	45	SMITH	23.640	23	45	SMITH	1:42.163	1:42.403	0.240
24	216	NUNES	33.247	180	OVEL	45.894	28	BICKNELL	23.657	24	180	OVEL	1:42.535	1:42.633	0.098
25	45	SMITH	33.394	888	FAGG	45.999	180	OVEL	23.838	25	888	FAGG	1:43.009	1:43.674	0.665
26	888	FAGG	33.556	147	SKEVINGTON	46.994	222	ROOKE	24.390	26	147	SKEVINGTON	1:45.302	1:46.219	0.917
27	76	BOXALL	33.704	111	FINLAYSON-GREEN	47.455	147	SKEVINGTON	24.394	27	371	HUTCHINGS	1:45.370	1:45.753	0.383
28	147	SKEVINGTON	33.914	371	HUTCHINGS	47.688	76	BOXALL	24.456	28	76	BOXALL	1:46.117	1:46.308	0.191
29	686	SPILLER	34.140	222	ROOKE	47.764	686	SPILLER	24.458	29	222	ROOKE	1:46.374	1:46.436	0.062
30	222	ROOKE	34.220	76	BOXALL	47.957	371	HUTCHINGS	24.549	30	111	FINLAYSON-GREEN	1:46.898	1:46.951	0.053
31	174	DOCKSEY	34.315	174	DOCKSEY	48.709	42	EVANS	24.872	31	686	SPILLER	1:47.662	1:47.662	0.000
32	111	FINLAYSON-GREEN	34.544	42	EVANS	48.758	111	FINLAYSON-GREEN	24.899	32	174	DOCKSEY	1:48.199	1:48.617	0.418
33	42	EVANS	34.610	686	SPILLER	49.064	174	DOCKSEY	25.175	33	42	EVANS	1:48.240	1:48.720	0.480
34															

Weather / Track : Sunny / Dry

Brands Hatch GP

Circuit Length = 2.4332 miles

Start: 11:59 Flag 12:10 End: 12:13

Results can be found at www.tsl-timing.com

Printed - 12:15 Sunday, 18 July 2021

BMCRC - MRO Championships 2021 - Rnd 4 @ Brands Hatch GP

BMCRC Rookie 600 & 1000

RACE 5 - STATISTICS

Competitors Started 34
Planned Start 2021-07-18 @ 11:55:00.000
Actual Start 2021-07-18 @ 11:59:44.825
Finish Time 2021-07-18 @ 12:10:49.907
Track Length 2.4332mi.
Total Laps 220
Total Distance Covered 535.3237mi.

Session Fastest Lap History

NO	CL	NAME	LAP TIME	TIME OF DAY	LAP	VEHICLE
53	1000	Seamus McGLYNN	1:39.290	12:01:24.136	1	Yamaha R1
53	1000	Seamus McGLYNN	1:33.972	12:02:58.108	2	Yamaha R1
53	1000	Seamus McGLYNN	1:33.616	12:04:31.724	3	Yamaha R1

Session Leader History

NO	CL	NAME	FROM LAP	LAPS LED	DISTANCE	VEHICLE
53	1000	Seamus McGLYNN	1	7	17.03 miles	Yamaha R1

Flag History

TYPE	TIME OF DAY
GREEN	11:59:44.825
FINISH	12:10:49.907

Flag Statistics

TYPE	COUNT	TOTAL LAPS	TOTAL TIME
Green	1	7	13:32.105
Red	0	0	0.000
Safety Car	0	0	0.000
FCY	0	0	0.000

BMCRC - MRO Championships 2021 - Rnd 4 @ Brands Hatch GP

BMCRC Rookie 600 & 1000

RACE 5 - STATISTICS

CLASS : 1000

20 Starters

Fastest Lap History

NO	NAME	LAP TIME	TIME OF DAY	LAP	VEHICLE
53	Seamus McGLYNN	1:39.290	12:01:24.136	1	Yamaha R1
53	Seamus McGLYNN	1:33.972	12:02:58.108	2	Yamaha R1
53	Seamus McGLYNN	1:33.616	12:04:31.724	3	Yamaha R1

Leader History

NO	NAME	FROM LAP	LAPS LED	DISTANCE	VEHICLE
53	Seamus McGLYNN	1	7	17.03 miles	Yamaha R1

BMCRC - MRO Championships 2021 - Rnd 4 @ Brands Hatch GP

BMCRC Rookie 600 & 1000

RACE 5 - STATISTICS

CLASS : 600

14 Starters

Fastest Lap History

NO	NAME	LAP TIME	TIME OF DAY	LAP	VEHICLE
200	Dan BURNHAM	2:24.274	12:02:09.111	1	Triumph DAYTONA 675
200	Dan BURNHAM	1:37.955	12:03:47.066	2	Triumph DAYTONA 675
200	Dan BURNHAM	1:37.182	12:05:24.249	3	Triumph DAYTONA 675
501	Ashley COID	1:36.862	12:05:27.041	3	Kawasaki ZX636R
200	Dan BURNHAM	1:36.761	12:07:01.009	4	Triumph DAYTONA 675
200	Dan BURNHAM	1:36.737	12:08:37.746	5	Triumph DAYTONA 675

Leader History

NO	NAME	FROM LAP	LAPS LED	DISTANCE	VEHICLE
200	Dan BURNHAM	1	6	14.59 miles	Triumph DAYTONA 675
501	Ashley COID	7	1	2.43 miles	Kawasaki ZX636R

BMCRC - MRO Championships 2021 - Rnd 4 @ Brands Hatch GP

BMCRC Rookie 600 & 1000

RACE 15 - GRID (7 Laps)



CONTRACTORS LTD

ROW 15	45		44		43	98 Timothy WALSH
ROW 14	42	155 Eliot SMITH	41	42 1:48.720 Kai EVANS	40	174 1:48.617 Adam DOCKSEY
ROW 13	39	686 1:47.662 Liam SPILLER	38	76 1:46.308 Paul BOXALL	37	371 1:45.753 Billy HUTCHINGS
ROW 12	36	636 1:41.845 Matthew MILLS	35	28 1:41.496 Craig BICKNELL	34	62 1:40.365 Oliver NUNN
ROW 11	33	228 1:39.651 Paul McFADDEN	32	51 1:39.307 Ross CLARKE	31	179 1:38.675 Thomas GARNER
ROW 10	30	212 1:37.681 Matt PALLETT	29	501 1:36.862 Ashley COID	28	200 1:36.737 Dan BURNHAM
ROW 9	27		26		25	
ROW 8	24		23		22	19 Lee GRANT
ROW 7	21	261 Roberto Di GREGORIO	20	344 Andrew WILLIAMS	19	111 1:46.951 Evan FINLAYSON-GREEN
ROW 6	18	222 1:46.436 Phil ROOKE	17	147 1:46.219 Mark SKEVINGTON	16	888 1:43.674 Paul FAGG
ROW 5	15	180 1:42.633 Mark OVEL	14	45 1:42.403 Glenn SMITH	13	216 1:42.236 Roy NUNES
ROW 4	12	999 1:42.031 Jack DWYER	11	163 1:41.498 Riccardo BIGUZZI	10	107 1:41.463 Dave WILLIAMSON
ROW 3	9	300 1:41.302 Aaren CARPENTER	8	175 1:41.115 Arlindo PESTANA	7	201 1:39.972 Scott WEST
ROW 2	6	32 1:39.162 Louis FINLAYSON-GREEN	5	66 1:38.926 Jonny HILL	4	86 1:38.286 Frederico LOPES
ROW 1	3	508 1:38.223 Daniel McFADDEN	2	110 1:34.713 Michael CLARKE	1	53 1:33.616 Seamus McGLYNN
Pole						

Brands Hatch GP

Circuit Length = 2.4332 miles

These results are provisional until the conclusion of any judicial and technical matters.

Clerk Of Course :	Stewards :	Timekeeper : Craig Smith
-------------------	------------	--------------------------

Results can be found at www.tsl-timing.com

Printed - 12:17 Sunday, 18 July 2021



BMCRC - MRO Championships 2021 - Rnd 4 @ Brands Hatch GP

BMCRC Rookie 600 & 1000

RACE 15 - CLASSIFICATION



CONTRACTORS LTD

POS	NO	CL	PIC NAME	ENTRY	LAPS	TIME	GAP	DIFF	MPH	BEST	ON
1	53	1000	1 Seamus McGLYNN	Yamaha R1 -	6	9:34.958			91.41	1:34.791	6
2	110	1000	2 Michael CLARKE	Yamaha R1 - BIKEBASE.ltd	6	9:35.052	0.094	0.094	91.39	1:34.599	4
3	344	1000	3 Andrew WILLIAMS	Kawasaki ZX10R - Standard signs	6	9:52.320	17.362	17.268	88.73	1:37.153	2
4	508	1000	4 Daniel McFADDEN	Kawasaki ZX10RR - Danny McFadden Racing	6	9:53.577	18.619	1.257	88.54	1:37.792	4
5	86	1000	5 Frederico LOPES	Kawasaki ZX10R - FLR Procurement Ltd	6	10:03.924	28.966	10.347	87.02	1:38.773	2
6	66	1000	6 Jonny HILL	Honda CBR1000 RR - Michael J Lonsdale Group	6	10:09.933	34.975	6.009	86.17	1:39.685	2
7	32	1000	7 Louis FINLAYSON-GREEN	Honda CBR1000RR - Revs of Horsham	6	10:10.150	35.192	0.217	86.14	1:39.721	2
8	201	1000	8 Scott WEST	Suzuki GSXR1000 -	6	10:11.701	36.743	1.551	85.92	1:40.617	2
9	300	1000	9 Aaren CARPENTER	Kawasaki ZX10R - Above Build Limited	6	10:14.067	39.109	2.366	85.59	1:40.642	2
10	107	1000	10 Dave WILLIAMSON	Kawasaki ZX10R - DWM Racing	6	10:20.529	45.571	6.462	84.70	1:41.374	6
11	999	1000	11 Jack DWYER	Honda CBR 1000RR -	6	10:21.544	46.586	1.015	84.56	1:41.155	2
12	163	1000	12 Riccardo BIGUZZI	BMW S1000RR - Jardiner	6	10:24.070	49.112	2.526	84.21	1:41.866	5
13	216	1000	13 Roy NUNES	Suzuki GSXR1000 -	6	10:24.153	49.195	0.083	84.20	1:42.317	5
14	501	600	1 Ashley COID	Kawasaki ZX636R -	6	10:24.465	49.507	0.312	84.16	1:35.873	3
15	180	1000	14 Mark OVEL	Yamaha R1 - I NEED A SPONSOR	6	10:25.590	50.632	1.125	84.01	1:42.523	3
16	888	1000	15 Paul FAGG	Honda CBR 1000RR -	6	10:27.442	52.484	1.852	83.76	1:42.566	3
17	200	600	2 Dan BURNHAM	Triumph DAYTONA 675 - BDR RACING / KY JAX	6	10:29.052	54.094	1.610	83.55	1:37.062	3
18	222	1000	16 Phil ROOKE	Kawasaki ZXR 1000 -	6	10:30.400	55.442	1.348	83.37	1:42.582	4
19	175	1000	17 Arlindo PESTANA	BMW S1000RR - Pep's racing	6	10:30.816	55.858	0.416	83.31	1:42.989	3
20	45	1000	18 Glenn SMITH	Kawasaki ZX10R -	6	10:31.093	56.135	0.277	83.28	1:43.040	2
21	51	600	3 Ross CLARKE	Kawasaki ZX600RR - Ross clarke Farriery	6	10:32.342	57.384	1.249	83.11	1:36.771	5
22	212	600	4 Matt PALLETT	Kawasaki ZX6R - In:timber	6	10:34.569	59.611	2.227	82.82	1:37.779	5
23	179	600	5 Thomas GARNER	Yamaha R6 -	6	10:51.176	1:16.218	16.607	80.71	1:40.275	5
24	228	600	6 Paul McFADDEN	Kawasaki ZX636 - T.McFadden Plant Ltd	6	10:55.184	1:20.226	4.008	80.22	1:41.443	5
25	636	600	7 Matthew MILLS	Kawasaki ZX6R -	6	11:05.453	1:30.495	10.269	78.98	1:42.492	6
26	371	600	8 Billy HUTCHINGS	Yamaha R6 -	6	11:18.374	1:43.416	12.921	77.47	1:44.194	3
27	28	600	9 Craig BICKNELL	Yamaha R6 - On Point Security LTD	6	11:18.478	1:43.520	0.104	77.46	1:44.916	6
28	76	600	10 Paul BOXALL	Yamaha R6 - WG Tyres	5	9:45.589	1 Lap	1 Lap	74.79	1:47.551	4
29	686	600	11 Liam SPILLER	Honda CBR 600RR - LD Renovate Ltd	5	9:47.513	1 Lap	1.924	74.55	1:48.154	3
30	174	600	12 Adam DOCKSEY	Kawasaki ZX-6 -	5	9:53.853	1 Lap	6.340	73.75	1:48.589	2
31	42	600	13 Kai EVANS	Suzuki GSXR 600 - CBS Ltd Construction and Engin	5	9:54.313	1 Lap	0.460	73.69	1:49.076	2

NOT CLASSIFIED

DNF	111	1000	Evan FINLAYSON-GREEN	Honda CBR1000RR - Revs Of Horsham	3	5:33.185	3 Laps	2 Laps	78.87	1:48.185	2
DNF	147	1000	Mark SKEVINGTON	Suzuki GSXR 1000 - Teknimek Engineering Ltd	2	3:38.516	4 Laps	1 Lap	80.17	1:45.078	2

FASTEST LAP

110	1000	Michael CLARKE	Yamaha R1 - BIKEBASE.ltd	4	1:34.599	92.59 mph	149.02 kph
501	600	Ashley COID	Kawasaki ZX636R -	3	1:35.873	91.36 mph	147.04 kph

Class 1000 - 92.5% of Race Speed = 84.55 mph

Class 600 - 92.5% of Race Speed = 77.84 mph

Brands Hatch GP: 2.4332 miles

Race Distance: 6 Laps / 14.59 miles

Start: 16:24 Flag 16:33 End: 16:35

Weather / Track : Sunny / Dry

These results are provisional until the conclusion of any judicial and technical matters.

Clerk Of Course :	Stewards :	Timekeeper : Craig Smith
-------------------	------------	--------------------------

Results can be found at www.tsl-timing.com

Printed - 16:35 Sunday, 18 July 2021



BMCRC - MRO Championships 2021 - Rnd 4 @ Brands Hatch GP

BMCRC Rookie 600 & 1000

RACE 15 - LAP CHART

LAP 1 @ 16:25:43.820

NO	BEHIND	LAP TIME
53		1:39.093
110	0.710	1:39.803
508	3.672	1:42.765
86	4.066	1:43.159
66	4.858	1:43.951
344	5.177	1:44.270
32	6.535	1:45.628
201	7.275	1:46.368
300	8.208	1:47.301
216	9.636	1:48.729
163	11.379	1:50.472
107	11.498	1:50.591
999	11.690	1:50.783
888	12.210	1:51.303
175	13.143	1:52.236
180	13.482	1:52.575
45	13.999	1:53.092
147	14.345	1:53.438
222	14.837	1:53.930
111	16.303	1:55.396
501	40.461	2:19.554
200	41.636	2:20.729
212	42.770	2:21.863
51	43.362	2:22.455
179	46.531	2:25.624
228	47.028	2:26.121
28	48.998	2:28.091
371	49.753	2:28.846
636	49.873	2:28.966
76	53.151	2:32.244
686	53.642	2:32.735
174	55.921	2:35.014
42	55.986	2:35.079

LAP 2 @ 16:27:18.921

NO	BEHIND	LAP TIME
53		1:35.101
110	0.516	1:34.907
508	7.154	1:38.583
344	7.229	1:37.153
86	7.738	1:38.773
66	9.442	1:39.685
32	11.155	1:39.721
201	12.791	1:40.617
300	13.749	1:40.642
216	17.651	1:43.116
999	17.744	1:41.155
107	17.866	1:41.469
163	19.908	1:43.630
888	20.799	1:43.690
180	21.133	1:42.752
175	21.479	1:43.437
45	21.938	1:43.040
222	23.048	1:43.312
147	24.322	1:45.078
111	29.387	1:48.185
501	41.313	1:35.953
200	43.661	1:37.126
212	46.258	1:38.589
51	46.561	1:38.300
179	53.297	1:41.867
228	53.518	1:41.591

636	59.324	1:44.552
28	1:00.493	1:46.596
371	1:00.835	1:46.183
76	1:06.774	1:48.724
686	1:07.581	1:49.040
174	1:09.409	1:48.589
42	1:09.961	1:49.076

LAP 3 @ 16:28:54.068

NO	BEHIND	LAP TIME
53		1:35.147
110	0.473	1:35.104
344	9.360	1:37.278
508	10.663	1:38.656
86	11.449	1:38.858
66	15.895	1:41.600
32	16.171	1:40.163
201	18.687	1:41.043
300	19.473	1:40.871
216	24.836	1:42.332
999	25.024	1:42.427
107	25.258	1:42.539
163	27.226	1:42.465
888	28.218	1:42.566
180	28.509	1:42.523
175	29.321	1:42.989
45	29.884	1:43.093
222	30.712	1:42.811
501	42.039	1:35.873
111	43.844	1:49.604
200	45.576	1:37.062
212	49.905	1:38.794
51	50.004	1:38.590
179	1:00.228	1:42.078
228	1:00.702	1:42.331
636	1:07.546	1:43.369
371	1:09.882	1:44.194
28	1:11.169	1:45.823
76	1:19.884	1:48.257
686	1:20.588	1:48.154
174	1:23.829	1:49.567
42	1:24.120	1:49.306

LAP 4 @ 16:30:29.140

NO	BEHIND	LAP TIME
110		1:34.599
53	0.028	1:35.100
344	11.922	1:37.634
508	13.383	1:37.792
86	16.696	1:40.319
66	22.610	1:41.787
32	22.832	1:41.733
201	24.252	1:40.637
300	26.494	1:42.093
999	32.047	1:42.095
107	32.403	1:42.217
216	32.452	1:42.688
163	35.905	1:43.751
180	36.059	1:42.622
888	36.782	1:43.636
175	37.665	1:43.416
45	38.076	1:43.264
222	38.222	1:42.582
501	43.200	1:36.233

200	47.628	1:37.124
212	53.238	1:38.405
51	53.752	1:38.820
179	1:05.944	1:40.788
228	1:07.283	1:41.653
636	1:15.518	1:43.044
371	1:22.759	1:47.949
28	1:22.837	1:46.740
76	1:32.363	1:47.551
686	1:33.695	1:48.179

LAP 5 @ 16:32:04.702

NO	BEHIND	LAP TIME
110		1:35.562
53	0.192	1:35.726
174	1 Lap	1:50.021
42	1 Lap	1:49.876
344	13.545	1:37.185
508	15.777	1:37.956
86	22.822	1:41.688
66	28.930	1:41.882
32	29.134	1:41.864
201	30.086	1:41.396
300	32.549	1:41.617
999	39.088	1:42.603
107	39.180	1:42.339
216	39.207	1:42.317
163	42.209	1:41.866
180	43.068	1:42.571
888	44.343	1:43.123
222	45.720	1:43.060
501	45.854	1:38.216
175	46.742	1:44.639
45	47.203	1:44.689
200	49.711	1:37.645
51	54.961	1:36.771
212	55.455	1:37.779
179	1:10.657	1:40.275
228	1:13.164	1:41.443
636	1:22.986	1:43.030
28	1:33.587	1:46.312
371	1:33.636	1:46.439

888	52.484	1:43.124
200	54.094	1:39.366
222	55.442	1:44.705
175	55.858	1:44.099
45	56.135	1:43.915
51	57.384	1:37.406
212	59.611	1:39.139
179	1:16.218	1:40.544
228	1:20.226	1:42.045
636	1:30.495	1:42.492
371	1:43.416	1:44.763
28	1:43.520	1:44.916

Weather / Track : Sunny / Dry

Results can be found at www.tsl-timing.com

Brands Hatch GP

Circuit Length = 2.4332 miles

Start: 16:24 Flag 16:33 End: 16:35

Printed - 16:35 Sunday, 18 July 2021

BMCRC - MRO Championships 2021 - Rnd 4 @ Brands Hatch GP

BMCRC Rookie 600 & 1000

RACE 15 - SECTOR ANALYSIS



SECTOR 1 = FL to I1, SECTOR 2 = I1 to I2, SECTOR 3 = I2 to FL, DIFF = Difference To Personal Best Lap, P = Crossed Finish Line in Pit Lane, D = Time Disallowed

P1 53 1000 Seamus McGLYNN		Yamaha R1 -					
IDEAL LAP TIME : 1:34.239		BEST LAP TIME : 1:34.791		DIFFERENCE : 0.552			
LAP	SECTOR 1	SECTOR 2	SECTOR 3	LAP TIME	MPH	DIFF	TIME OF DAY
1 -			21.857	1:39.093	88.39	4.302	16:25:43.820
2 -	30.373	42.697	22.031	1:35.101 (3)	92.11	0.310	16:27:18.921
3 -	30.523	42.287	22.337	1:35.147	92.06	0.356	16:28:54.068
4 -	30.632	42.684	21.784	1:35.100 (2)	92.11	0.309	16:30:29.168
5 -	30.495	43.148	22.083	1:35.726	91.50	0.935	16:32:04.894
6 -	30.679	42.082	22.030	1:34.791 (1)	92.41		16:33:39.685

P2 110 1000 Michael CLARKE		Yamaha R1 - BIKEBASE.ltd					
IDEAL LAP TIME : 1:34.599		BEST LAP TIME : 1:34.599		DIFFERENCE : 0.000			
LAP	SECTOR 1	SECTOR 2	SECTOR 3	LAP TIME	MPH	DIFF	TIME OF DAY
1 -			22.178	1:39.803	87.77	5.204	16:25:44.530
2 -	30.332	42.417	22.158	1:34.907 (2)	92.29	0.308	16:27:19.437
3 -	30.222	42.655	22.227	1:35.104	92.10	0.505	16:28:54.541
4 -	30.197	42.391	22.011	1:34.599 (1)	92.59		16:30:29.140
5 -	30.462	42.697	22.403	1:35.562	91.66	0.963	16:32:04.702
6 -	30.356	42.522	22.199	1:35.077 (3)	92.13	0.478	16:33:39.779

P3 344 1000 Andrew WILLIAMS		Kawasaki ZX10R - Standard signs					
IDEAL LAP TIME : 1:36.639		BEST LAP TIME : 1:37.153		DIFFERENCE : 0.514			
LAP	SECTOR 1	SECTOR 2	SECTOR 3	LAP TIME	MPH	DIFF	TIME OF DAY
1 -			22.687	1:44.270	84.01	7.117	16:25:48.997
2 -	30.833	43.361	22.959	1:37.153 (1)	90.16		16:27:26.150
3 -	30.710	43.846	22.722	1:37.278 (3)	90.04	0.125	16:29:03.428
4 -	31.024	43.940	22.670	1:37.634	89.72	0.481	16:30:41.062
5 -	31.071	43.546	22.568	1:37.185 (2)	90.13	0.032	16:32:18.247
6 -	30.911	44.480	23.409	1:38.800	88.66	1.647	16:33:57.047

P4 508 1000 Daniel McFADDEN		Kawasaki ZX10RR - Danny McFadden Racing					
IDEAL LAP TIME : 1:36.849		BEST LAP TIME : 1:37.792		DIFFERENCE : 0.943			
LAP	SECTOR 1	SECTOR 2	SECTOR 3	LAP TIME	MPH	DIFF	TIME OF DAY
1 -			22.939	1:42.765	85.24	4.973	16:25:47.492
2 -	31.191	44.434	22.958	1:38.583	88.85	0.791	16:27:26.075
3 -	31.641	44.297	22.718	1:38.656	88.79	0.864	16:29:04.731
4 -	31.104	44.101	22.587	1:37.792 (1)	89.57		16:30:42.523
5 -	30.913	44.081	22.962	1:37.956 (3)	89.42	0.164	16:32:20.479
6 -	31.222	43.349	23.254	1:37.825 (2)	89.54	0.033	16:33:58.304

P5 86 1000 Frederico LOPES		Kawasaki ZX10R - FLR Procurement Ltd					
IDEAL LAP TIME : 1:38.405		BEST LAP TIME : 1:38.773		DIFFERENCE : 0.368			
LAP	SECTOR 1	SECTOR 2	SECTOR 3	LAP TIME	MPH	DIFF	TIME OF DAY
1 -			22.803	1:43.159	84.91	4.386	16:25:47.886
2 -	31.727	44.020	23.026	1:38.773 (1)	88.68		16:27:26.659
3 -	31.978	43.875	23.005	1:38.858 (2)	88.61	0.085	16:29:05.517
4 -	32.226	44.674	23.419	1:40.319 (3)	87.31	1.546	16:30:45.836
5 -	32.620	45.499	23.569	1:41.688	86.14	2.915	16:32:27.524
6 -	32.448	45.071	23.608	1:41.127	86.62	2.354	16:34:08.651

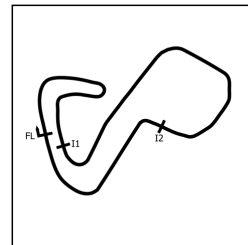
Weather / Track : Sunny / Dry

Brands Hatch GP
Circuit Length = 2.4332 miles
Start: 16:24 Flag 16:33 End: 16:35

BMCRC - MRO Championships 2021 - Rnd 4 @ Brands Hatch GP

BMCRC Rookie 600 & 1000

RACE 15 - SECTOR ANALYSIS



SECTOR 1 = FL to I1, SECTOR 2 = I1 to I2, SECTOR 3 = I2 to FL, DIFF = Difference To Personal Best Lap, P = Crossed Finish Line in Pit Lane, D = Time Disallowed

P6 66 1000 Jonny HILL		Honda CBR1000 RR - Michael J Lonsdale Group					
IDEAL LAP TIME : 1:39.316		BEST LAP TIME : 1:39.685		DIFFERENCE : 0.369			
LAP	SECTOR 1	SECTOR 2	SECTOR 3	LAP TIME	MPH	DIFF	TIME OF DAY
1 -			22.995	1:43.951	84.26	4.266	16:25:48.678
2 -	31.761	44.560	23.364	1:39.685 (1)	87.87		16:27:28.363
3 -	32.537	45.211	23.852	1:41.600 (3)	86.21	1.915	16:29:09.963
4 -	32.946	45.335	23.506	1:41.787	86.06	2.102	16:30:51.750
5 -	32.830	45.421	23.631	1:41.882	85.98	2.197	16:32:33.632
6 -	32.541	45.143	23.344	1:41.028 (2)	86.70	1.343	16:34:14.660

P7 32 1000 Louis FINLAYSON-GREEN		Honda CBR1000RR - Revs of Horsham					
IDEAL LAP TIME : 1:39.664		BEST LAP TIME : 1:39.721		DIFFERENCE : 0.057			
LAP	SECTOR 1	SECTOR 2	SECTOR 3	LAP TIME	MPH	DIFF	TIME OF DAY
1 -			23.330	1:45.628	82.93	5.907	16:25:50.355
2 -	32.162	44.362	23.197	1:39.721 (1)	87.84		16:27:30.076
3 -	32.317	44.706	23.140	1:40.163 (2)	87.45	0.442	16:29:10.239
4 -	32.982	45.390	23.361	1:41.733	86.10	2.012	16:30:51.972
5 -	32.818	45.534	23.512	1:41.864	85.99	2.143	16:32:33.836
6 -	32.574	45.124	23.343	1:41.041 (3)	86.69	1.320	16:34:14.877

P8 201 1000 Scott WEST		Suzuki GSXR1000 -					
IDEAL LAP TIME : 1:40.348		BEST LAP TIME : 1:40.617		DIFFERENCE : 0.269			
LAP	SECTOR 1	SECTOR 2	SECTOR 3	LAP TIME	MPH	DIFF	TIME OF DAY
1 -			23.290	1:46.368	82.35	5.751	16:25:51.095
2 -	32.037	45.202	23.378	1:40.617 (1)	87.06		16:27:31.712
3 -	32.024	45.686	23.333	1:41.043 (3)	86.69	0.426	16:29:12.755
4 -	31.914	45.491	23.232	1:40.637 (2)	87.04	0.020	16:30:53.392
5 -	32.421	45.591	23.384	1:41.396	86.39	0.779	16:32:34.788
6 -	32.541	45.855	23.244	1:41.640	86.18	1.023	16:34:16.428

P9 300 1000 Aaren CARPENTER		Kawasaki ZX10R - Above Build Limited					
IDEAL LAP TIME : 1:40.355		BEST LAP TIME : 1:40.642		DIFFERENCE : 0.287			
LAP	SECTOR 1	SECTOR 2	SECTOR 3	LAP TIME	MPH	DIFF	TIME OF DAY
1 -			23.502	1:47.301	81.63	6.659	16:25:52.028
2 -	32.896	44.527	23.219	1:40.642 (1)	87.03		16:27:32.670
3 -	32.832	44.888	23.151	1:40.871 (2)	86.84	0.229	16:29:13.541
4 -	32.677	45.436	23.980	1:42.093	85.80	1.451	16:30:55.634
5 -	33.002	45.197	23.418	1:41.617	86.20	0.975	16:32:37.251
6 -	32.776	45.281	23.486	1:41.543 (3)	86.26	0.901	16:34:18.794

P10 107 1000 Dave WILLIAMSON		Kawasaki ZX10R - DWM Racing					
IDEAL LAP TIME : 1:40.837		BEST LAP TIME : 1:41.374		DIFFERENCE : 0.537			
LAP	SECTOR 1	SECTOR 2	SECTOR 3	LAP TIME	MPH	DIFF	TIME OF DAY
1 -			23.865	1:50.591	79.20	9.217	16:25:55.318
2 -	32.919	45.625	22.925	1:41.469 (2)	86.33	0.095	16:27:36.787
3 -	33.304	45.980	23.255	1:42.539	85.42	1.165	16:29:19.326
4 -	32.916	45.896	23.405	1:42.217 (3)	85.69	0.843	16:31:01.543
5 -	32.603	46.130	23.606	1:42.339	85.59	0.965	16:32:43.882
6 -	32.798	45.309	23.267	1:41.374 (1)	86.41		16:34:25.256

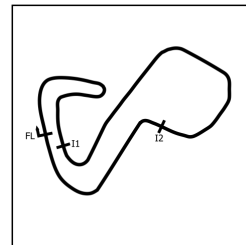
Weather / Track : Sunny / Dry

Brands Hatch GP
Circuit Length = 2.4332 miles
Start: 16:24 Flag 16:33 End: 16:35

BMCRC - MRO Championships 2021 - Rnd 4 @ Brands Hatch GP

BMCRC Rookie 600 & 1000

RACE 15 - SECTOR ANALYSIS



SECTOR 1 = FL to I1, SECTOR 2 = I1 to I2, SECTOR 3 = I2 to FL, DIFF = Difference To Personal Best Lap, P = Crossed Finish Line in Pit Lane, D = Time Disallowed

P11 999 1000 Jack DWYER		Honda CBR 1000RR -					
IDEAL LAP TIME : 1:40.658		BEST LAP TIME : 1:41.155		DIFFERENCE : 0.497			
LAP	SECTOR 1	SECTOR 2	SECTOR 3	LAP TIME	MPH	DIFF	TIME OF DAY
1 -			23.796	1:50.783	79.07	9.628	16:25:55.510
2 -	32.885	44.818	23.452	1:41.155 (1)	86.59		16:27:36.665
3 -	32.457	45.937	24.033	1:42.427 (3)	85.52	1.272	16:29:19.092
4 -	32.536	45.727	23.832	1:42.095 (2)	85.80	0.940	16:31:01.187
5 -	32.672	45.969	23.962	1:42.603	85.37	1.448	16:32:43.790
6 -	33.610	45.488	23.383	1:42.481	85.47	1.326	16:34:26.271

P12 163 1000 Riccardo BIGUZZI		BMW S1000RR - Jardiner					
IDEAL LAP TIME : 1:41.403		BEST LAP TIME : 1:41.866		DIFFERENCE : 0.463			
LAP	SECTOR 1	SECTOR 2	SECTOR 3	LAP TIME	MPH	DIFF	TIME OF DAY
1 -			24.086	1:50.472	79.29	8.606	16:25:55.199
2 -	33.371	46.308	23.951	1:43.630	84.52	1.764	16:27:38.829
3 -	32.674	45.726	24.065	1:42.465 (3)	85.49	0.599	16:29:21.294
4 -	33.068	46.204	24.479	1:43.751	84.43	1.885	16:31:05.045
5 -	32.516	45.747	23.603	1:41.866 (1)	85.99		16:32:46.911
6 -	32.613	45.284	23.989	1:41.886 (2)	85.97	0.020	16:34:28.797

P13 216 1000 Roy NUNES		Suzuki GSXR1000 -					
IDEAL LAP TIME : 1:41.582		BEST LAP TIME : 1:42.317		DIFFERENCE : 0.735			
LAP	SECTOR 1	SECTOR 2	SECTOR 3	LAP TIME	MPH	DIFF	TIME OF DAY
1 -			23.833	1:48.729	80.56	6.412	16:25:53.456
2 -	33.593	45.315	24.208	1:43.116	84.95	0.799	16:27:36.572
3 -	33.369	45.588	23.375	1:42.332 (2)	85.60	0.015	16:29:18.904
4 -	33.154	45.667	23.867	1:42.688 (3)	85.30	0.371	16:31:01.592
5 -	32.997	46.050	23.270	1:42.317 (1)	85.61		16:32:43.909
6 -	33.308	48.089	23.574	1:44.971	83.45	2.654	16:34:28.880

P14 501 600 Ashley COID		Kawasaki ZX636R -					
IDEAL LAP TIME : 1:35.723		BEST LAP TIME : 1:35.873		DIFFERENCE : 0.150			
LAP	SECTOR 1	SECTOR 2	SECTOR 3	LAP TIME	MPH	DIFF	TIME OF DAY
1 -		43.579	22.646	2:19.554	62.76	43.681	16:26:24.281
2 -	30.388	42.863	22.702	1:35.953 (2)	91.29	0.080	16:28:00.234
3 -	30.214	42.882	22.777	1:35.873 (1)	91.36		16:29:36.107
4 -	30.534	42.934	22.765	1:36.233 (3)	91.02	0.360	16:31:12.340
5 -	30.616	44.039	23.561	1:38.216	89.18	2.343	16:32:50.556
6 -	31.002	43.660	23.974	1:38.636	88.80	2.763	16:34:29.192

P15 180 1000 Mark OVEL		Yamaha R1 - I NEED A SPONSOR					
IDEAL LAP TIME : 1:41.514		BEST LAP TIME : 1:42.523		DIFFERENCE : 1.009			
LAP	SECTOR 1	SECTOR 2	SECTOR 3	LAP TIME	MPH	DIFF	TIME OF DAY
1 -			23.931	1:52.575	77.81	10.052	16:25:57.302
2 -	32.816	46.145	23.791	1:42.752	85.25	0.229	16:27:40.054
3 -	32.925	46.055	23.543	1:42.523 (1)	85.44		16:29:22.577
4 -	33.186	45.441	23.995	1:42.622	85.36	0.099	16:31:05.199
5 -	33.426	45.621	23.524	1:42.571 (3)	85.40	0.048	16:32:47.770
6 -	32.549	45.706	24.292	1:42.547 (2)	85.42	0.024	16:34:30.317

BMCRC - MRO Championships 2021 - Rnd 4 @ Brands Hatch GP

BMCRC Rookie 600 & 1000

RACE 15 - SECTOR ANALYSIS



SECTOR 1 = FL to I1, SECTOR 2 = I1 to I2, SECTOR 3 = I2 to FL, DIFF = Difference To Personal Best Lap, P = Crossed Finish Line in Pit Lane, D = Time Disallowed

P16 888 1000 Paul FAGG			Honda CBR 1000RR -				
IDEAL LAP TIME : 1:41.825			BEST LAP TIME : 1:42.566		DIFFERENCE : 0.741		
LAP	SECTOR 1	SECTOR 2	SECTOR 3	LAP TIME	MPH	DIFF	TIME OF DAY
1 -			24.161	1:51.303	78.70	8.737	16:25:56.030
2 -	33.035	46.616	24.039	1:43.690	84.48	1.124	16:27:39.720
3 -	33.119	45.958	23.489	1:42.566 (1)	85.40		16:29:22.286
4 -	33.344	46.577	23.715	1:43.636	84.52	1.070	16:31:05.922
5 -	33.502	45.996	23.625	1:43.123 (2)	84.94	0.557	16:32:49.045
6 -	33.447	45.301	24.376	1:43.124 (3)	84.94	0.558	16:34:32.169

P17 200 600 Dan BURNHAM			Triumph DAYTONA 675 - BDR RACING / KY JAX				
IDEAL LAP TIME : 1:36.779			BEST LAP TIME : 1:37.062		DIFFERENCE : 0.283		
LAP	SECTOR 1	SECTOR 2	SECTOR 3	LAP TIME	MPH	DIFF	TIME OF DAY
1 -		43.422	22.765	2:20.729	62.24	43.667	16:26:25.456
2 -	30.732	43.713	22.681	1:37.126 (3)	90.19	0.064	16:28:02.582
3 -	30.781	43.639	22.642	1:37.062 (1)	90.24		16:29:39.644
4 -	30.715	43.684	22.725	1:37.124 (2)	90.19	0.062	16:31:16.768
5 -	30.811	43.959	22.875	1:37.645	89.71	0.583	16:32:54.413
6 -	30.971	45.337	23.058	1:39.366	88.15	2.304	16:34:33.779

P18 222 1000 Phil ROOKE			Kawasaki ZXR 1000 -				
IDEAL LAP TIME : 1:42.362			BEST LAP TIME : 1:42.582		DIFFERENCE : 0.220		
LAP	SECTOR 1	SECTOR 2	SECTOR 3	LAP TIME	MPH	DIFF	TIME OF DAY
1 -			24.247	1:53.930	76.88	11.348	16:25:58.657
2 -	33.172	46.318	23.822	1:43.312	84.79	0.730	16:27:41.969
3 -	33.168	46.333	23.310	1:42.811 (2)	85.20	0.229	16:29:24.780
4 -	32.734	46.469	23.379	1:42.582 (1)	85.39		16:31:07.362
5 -	32.780	46.488	23.792	1:43.060 (3)	84.99	0.478	16:32:50.422
6 -	33.228	47.284	24.193	1:44.705	83.66	2.123	16:34:35.127

P19 175 1000 Arlindo PESTANA			BMW S1000RR - Pep's racing				
IDEAL LAP TIME : 1:42.535			BEST LAP TIME : 1:42.989		DIFFERENCE : 0.454		
LAP	SECTOR 1	SECTOR 2	SECTOR 3	LAP TIME	MPH	DIFF	TIME OF DAY
1 -			24.050	1:52.236	78.04	9.247	16:25:56.963
2 -	32.447	46.618	24.372	1:43.437 (3)	84.68	0.448	16:27:40.400
3 -	32.901	46.418	23.670	1:42.989 (1)	85.05		16:29:23.389
4 -	32.701	46.519	24.196	1:43.416 (2)	84.70	0.427	16:31:06.805
5 -	32.858	47.483	24.298	1:44.639	83.71	1.650	16:32:51.444
6 -	32.686	47.291	24.122	1:44.099	84.14	1.110	16:34:35.543

P20 45 1000 Glenn SMITH			Kawasaki ZX10R -				
IDEAL LAP TIME : 1:42.927			BEST LAP TIME : 1:43.040		DIFFERENCE : 0.113		
LAP	SECTOR 1	SECTOR 2	SECTOR 3	LAP TIME	MPH	DIFF	TIME OF DAY
1 -			24.304	1:53.092	77.45	10.052	16:25:57.819
2 -	33.457	45.775	23.808	1:43.040 (1)	85.01		16:27:40.859
3 -	33.374	45.859	23.860	1:43.093 (2)	84.97	0.053	16:29:23.952
4 -	33.344	46.107	23.813	1:43.264 (3)	84.82	0.224	16:31:07.216
5 -	34.031	46.399	24.259	1:44.689	83.67	1.649	16:32:51.905
6 -	33.649	46.078	24.188	1:43.915	84.29	0.875	16:34:35.820

BMCRC - MRO Championships 2021 - Rnd 4 @ Brands Hatch GP

BMCRC Rookie 600 & 1000

RACE 15 - SECTOR ANALYSIS



SECTOR 1 = FL to I1, SECTOR 2 = I1 to I2, SECTOR 3 = I2 to FL, DIFF = Difference To Personal Best Lap, P = Crossed Finish Line in Pit Lane, D = Time Disallowed

P21 51 600		Ross CLARKE		Kawasaki ZX600RR - Ross clarke Farriery			
IDEAL LAP TIME : 1:36.704		BEST LAP TIME : 1:36.771		DIFFERENCE : 0.067			
LAP	SECTOR 1	SECTOR 2	SECTOR 3	LAP TIME	MPH	DIFF	TIME OF DAY
1 -		43.921	23.229	2:22.455	61.49	45.684	16:26:27.182
2 -	30.997	44.002	23.301	1:38.300 (3)	89.11	1.529	16:28:05.482
3 -	31.793	43.583	23.214	1:38.590	88.85	1.819	16:29:44.072
4 -	32.192	43.822	22.806	1:38.820	88.64	2.049	16:31:22.892
5 -	30.864	43.034	22.873	1:36.771 (1)	90.52		16:32:59.663
6 -	31.052	43.331	23.023	1:37.406 (2)	89.93	0.635	16:34:37.069

P22 212 600		Matt PALLETT		Kawasaki ZX6R - In:timber			
IDEAL LAP TIME : 1:37.549		BEST LAP TIME : 1:37.779		DIFFERENCE : 0.230			
LAP	SECTOR 1	SECTOR 2	SECTOR 3	LAP TIME	MPH	DIFF	TIME OF DAY
1 -		43.711	23.226	2:21.863	61.74	44.084	16:26:26.590
2 -	31.233	44.100	23.256	1:38.589 (3)	88.85	0.810	16:28:05.179
3 -	31.609	44.013	23.172	1:38.794	88.66	1.015	16:29:43.973
4 -	31.216	44.280	22.909	1:38.405 (2)	89.01	0.626	16:31:22.378
5 -	31.446	43.602	22.731	1:37.779 (1)	89.58		16:33:00.157
6 -	31.501	44.545	23.093	1:39.139	88.35	1.360	16:34:39.296

P23 179 600		Thomas GARNER		Yamaha R6 -			
IDEAL LAP TIME : 1:40.157		BEST LAP TIME : 1:40.275		DIFFERENCE : 0.118			
LAP	SECTOR 1	SECTOR 2	SECTOR 3	LAP TIME	MPH	DIFF	TIME OF DAY
1 -		45.821	23.546	2:25.624	60.15	45.349	16:26:30.351
2 -	32.201	45.899	23.767	1:41.867	85.99	1.592	16:28:12.218
3 -	33.053	45.661	23.364	1:42.078	85.81	1.803	16:29:54.296
4 -	32.341	45.125	23.322	1:40.788 (3)	86.91	0.513	16:31:35.084
5 -	31.754	45.126	23.395	1:40.275 (1)	87.35		16:33:15.359
6 -	31.859	45.081	23.604	1:40.544 (2)	87.12	0.269	16:34:55.903

P24 228 600		Paul McFADDEN		Kawasaki ZX636 - T.McFadden Plant Ltd			
IDEAL LAP TIME : 1:40.828		BEST LAP TIME : 1:41.443		DIFFERENCE : 0.615			
LAP	SECTOR 1	SECTOR 2	SECTOR 3	LAP TIME	MPH	DIFF	TIME OF DAY
1 -		46.222	23.581	2:26.121	59.94	44.678	16:26:30.848
2 -	32.236	45.686	23.669	1:41.591 (2)	86.22	0.148	16:28:12.439
3 -	32.704	46.263	23.364	1:42.331	85.60	0.888	16:29:54.770
4 -	32.134	45.330	24.189	1:41.653 (3)	86.17	0.210	16:31:36.423
5 -	32.354	45.414	23.675	1:41.443 (1)	86.35		16:33:17.866
6 -	32.615	45.687	23.743	1:42.045	85.84	0.602	16:34:59.911

P25 636 600		Matthew MILLS		Kawasaki ZX6R -			
IDEAL LAP TIME : 1:42.462		BEST LAP TIME : 1:42.492		DIFFERENCE : 0.030			
LAP	SECTOR 1	SECTOR 2	SECTOR 3	LAP TIME	MPH	DIFF	TIME OF DAY
1 -		46.691	24.131	2:28.966	58.80	46.474	16:26:33.693
2 -	33.334	46.812	24.406	1:44.552	83.78	2.060	16:28:18.245
3 -	32.884	46.383	24.102	1:43.369	84.74	0.877	16:30:01.614
4 -	32.679	46.249	24.116	1:43.044 (3)	85.01	0.552	16:31:44.658
5 -	32.796	46.131	24.103	1:43.030 (2)	85.02	0.538	16:33:27.688
6 -	32.709	45.887	23.896	1:42.492 (1)	85.46		16:35:10.180

BMCRC - MRO Championships 2021 - Rnd 4 @ Brands Hatch GP

BMCRC Rookie 600 & 1000

RACE 15 - SECTOR ANALYSIS



SECTOR 1 = FL to I1, SECTOR 2 = I1 to I2, SECTOR 3 = I2 to FL, DIFF = Difference To Personal Best Lap, P = Crossed Finish Line in Pit Lane, D = Time Disallowed

P26 371 600		Billy HUTCHINGS		Yamaha R6 -			
IDEAL LAP TIME : 1:43.762		BEST LAP TIME : 1:44.194		DIFFERENCE : 0.432			
LAP	SECTOR 1	SECTOR 2	SECTOR 3	LAP TIME	MPH	DIFF	TIME OF DAY
1 -		46.735	24.195	2:28.846	58.85	44.652	16:26:33.573
2 -	33.214	48.346	24.623	1:46.183 (3)	82.49	1.989	16:28:19.756
3 -	32.832	46.791	24.571	1:44.194 (1)	84.07		16:30:03.950
4 -	33.594	49.475	24.880	1:47.949	81.14	3.755	16:31:51.899
5 -	33.313	48.065	25.061	1:46.439	82.29	2.245	16:33:38.338
6 -	33.172	47.125	24.466	1:44.763 (2)	83.61	0.569	16:35:23.101

P27 28 600		Craig BICKNELL		Yamaha R6 - On Point Security LTD			
IDEAL LAP TIME : 1:44.187		BEST LAP TIME : 1:44.916		DIFFERENCE : 0.729			
LAP	SECTOR 1	SECTOR 2	SECTOR 3	LAP TIME	MPH	DIFF	TIME OF DAY
1 -		46.396	24.166	2:28.091	59.15	43.175	16:26:32.818
2 -	34.101	48.060	24.435	1:46.596	82.17	1.680	16:28:19.414
3 -	34.224	47.000	24.599	1:45.823 (2)	82.77	0.907	16:30:05.237
4 -	34.526	47.536	24.678	1:46.740	82.06	1.824	16:31:51.977
5 -	34.212	47.366	24.734	1:46.312 (3)	82.39	1.396	16:33:38.289
6 -	33.777	47.125	24.014	1:44.916 (1)	83.49		16:35:23.205

P28 76 600		Paul BOXALL		Yamaha R6 - WG Tyres			
IDEAL LAP TIME : 1:47.458		BEST LAP TIME : 1:47.551		DIFFERENCE : 0.093			
LAP	SECTOR 1	SECTOR 2	SECTOR 3	LAP TIME	MPH	DIFF	TIME OF DAY
1 -		48.306	24.960	2:32.244	57.53	44.693	16:26:36.971
2 -	34.543	48.926	25.255	1:48.724 (3)	80.56	1.173	16:28:25.695
3 -	34.502	48.857	24.898	1:48.257 (2)	80.91	0.706	16:30:13.952
4 -	34.300	48.399	24.852	1:47.551 (1)	81.44		16:32:01.503
5 -	34.877	48.649	25.287	1:48.813	80.50	1.262	16:33:50.316

P29 686 600		Liam SPILLER		Honda CBR 600RR - LD Renovate Ltd			
IDEAL LAP TIME : 1:47.443		BEST LAP TIME : 1:48.154		DIFFERENCE : 0.711			
LAP	SECTOR 1	SECTOR 2	SECTOR 3	LAP TIME	MPH	DIFF	TIME OF DAY
1 -		48.883	24.605	2:32.735	57.35	44.581	16:26:37.462
2 -	35.683	48.582	24.775	1:49.040 (3)	80.33	0.886	16:28:26.502
3 -	34.554	48.678	24.922	1:48.154 (1)	80.99		16:30:14.656
4 -	34.401	48.804	24.974	1:48.179 (2)	80.97	0.025	16:32:02.835
5 -	35.785	48.437	25.183	1:49.405	80.06	1.251	16:33:52.240

P30 174 600		Adam DOCKSEY		Kawasaki ZX-6 -			
IDEAL LAP TIME : 1:48.367		BEST LAP TIME : 1:48.589		DIFFERENCE : 0.222			
LAP	SECTOR 1	SECTOR 2	SECTOR 3	LAP TIME	MPH	DIFF	TIME OF DAY
1 -		49.333	25.192	2:35.014	56.50	46.425	16:26:39.741
2 -	34.484	48.750	25.355	1:48.589 (1)	80.66		16:28:28.330
3 -	35.159	49.013	25.395	1:49.567 (2)	79.94	0.978	16:30:17.897
4 -	34.874	49.466	25.681	1:50.021 (3)	79.61	1.432	16:32:07.918
5 -	34.425	50.936	25.301	1:50.662	79.15	2.073	16:33:58.580

P31 42 600		Kai EVANS		Suzuki GSXR 600 - CBS Ltd Construction and Engineering			
IDEAL LAP TIME : 1:48.161		BEST LAP TIME : 1:49.076		DIFFERENCE : 0.915			
LAP	SECTOR 1	SECTOR 2	SECTOR 3	LAP TIME	MPH	DIFF	TIME OF DAY
1 -		49.426	25.391	2:35.079	56.48	46.003	16:26:39.806
2 -	34.937	48.991	25.148	1:49.076 (1)	80.30		16:28:28.882
3 -	35.254	49.077	24.975	1:49.306 (2)	80.14	0.230	16:30:18.188
4 -	34.465	50.121	25.290	1:49.876 (3)	79.72	0.800	16:32:08.064
5 -	34.195	50.926	25.855	1:50.976	78.93	1.900	16:33:59.040

Weather / Track : Sunny / Dry

Brands Hatch GP
Circuit Length = 2.4332 miles
Start: 16:24 Flag 16:33 End: 16:35

BMCRC - MRO Championships 2021 - Rnd 4 @ Brands Hatch GP

BMCRC Rookie 600 & 1000

RACE 15 - SECTOR ANALYSIS



SECTOR 1 = FL to I1, SECTOR 2 = I1 to I2, SECTOR 3 = I2 to FL, DIFF = Difference To Personal Best Lap, P = Crossed Finish Line in Pit Lane, D = Time Disallowed

P32 111 1000		Evan FINLAYSON-GREEN		Honda CBR1000RR - Revs Of Horsham			
IDEAL LAP TIME : 1:47.883		BEST LAP TIME : 1:48.185		DIFFERENCE : 0.302			
LAP	SECTOR 1	SECTOR 2	SECTOR 3	LAP TIME	MPH	DIFF	TIME OF DAY
1 -			25.156	1:55.396 (3)	75.91	7.211	16:26:00.123
2 -	34.552	48.175	25.458	1:48.185 (1)	80.97		16:27:48.308
3 -	34.976	49.110	25.518	1:49.604 (2)	79.92	1.419	16:29:37.912

P33 147 1000		Mark SKEVINGTON		Suzuki GSXR 1000 - Teknimek Engineering Ltd			
IDEAL LAP TIME : 1:44.515		BEST LAP TIME : 1:45.078		DIFFERENCE : 0.563			
LAP	SECTOR 1	SECTOR 2	SECTOR 3	LAP TIME	MPH	DIFF	TIME OF DAY
1 -			24.304	1:53.438 (2)	77.22	8.360	16:25:58.165
2 -	33.730	46.481	24.867	1:45.078 (1)	83.36		16:27:43.243

BMCRC - MRO Championships 2021 - Rnd 4 @ Brands Hatch GP

BMCRC Rookie 600 & 1000

RACE 15 - BEST SECTORS

SECTOR 1			SECTOR 2			SECTOR 3			IDEAL / BEST COMPARISON						
POS	NO	NAME	TIME	NO	NAME	TIME	NO	NAME	TIME	POS	NO	NAME	IDEAL	BEST	DIFF
													PERFECT LAP	1:34.063	
1	110	CLARKE	30.197	53	McGLYNN	42.082	53	McGLYNN	21.784	1	53	McGLYNN	1:34.239	1:34.791	0.552
2	501	COID	30.214	110	CLARKE	42.391	110	CLARKE	22.011	2	110	CLARKE	1:34.599	1:34.599	0.000
3	53	McGLYNN	30.373	501	COID	42.863	344	WILLIAMS	22.568	3	501	COID	1:35.723	1:35.873	0.150
4	344	WILLIAMS	30.710	51	CLARKE	43.034	508	McFADDEN	22.587	4	344	WILLIAMS	1:36.639	1:37.153	0.514
5	200	BURNHAM	30.715	508	McFADDEN	43.349	200	BURNHAM	22.642	5	51	CLARKE	1:36.704	1:36.771	0.067
6	51	CLARKE	30.864	344	WILLIAMS	43.361	501	COID	22.646	6	200	BURNHAM	1:36.779	1:37.062	0.283
7	508	McFADDEN	30.913	200	BURNHAM	43.422	212	PALLET	22.731	7	508	McFADDEN	1:36.849	1:37.792	0.943
8	212	PALLET	31.216	212	PALLET	43.602	86	LOPES	22.803	8	212	PALLET	1:37.549	1:37.779	0.230
9	86	LOPES	31.727	86	LOPES	43.875	51	CLARKE	22.806	9	86	LOPES	1:38.405	1:38.773	0.368
10	179	GARNER	31.754	32	FINLAYSON-GREEN	44.362	107	WILLIAMSON	22.925	10	66	HILL	1:39.316	1:39.685	0.369
11	66	HILL	31.761	300	CARPENTER	44.527	66	HILL	22.995	11	32	FINLAYSON-GREEN	1:39.664	1:39.721	0.057
12	201	WEST	31.914	66	HILL	44.560	32	FINLAYSON-GREEN	23.140	12	179	GARNER	1:40.157	1:40.275	0.118
13	228	McFADDEN	32.134	999	DWYER	44.818	300	CARPENTER	23.151	13	201	WEST	1:40.348	1:40.617	0.269
14	32	FINLAYSON-GREEN	32.162	179	GARNER	45.081	201	WEST	23.232	14	300	CARPENTER	1:40.355	1:40.642	0.287
15	175	PESTANA	32.447	201	WEST	45.202	216	NUNES	23.270	15	999	DWYER	1:40.658	1:41.155	0.497
16	999	DWYER	32.457	163	BIGUZZI	45.284	222	ROOKE	23.310	16	228	McFADDEN	1:40.828	1:41.443	0.615
17	163	BIGUZZI	32.516	888	FAGG	45.301	179	GARNER	23.322	17	107	WILLIAMSON	1:40.837	1:41.374	0.537
18	180	OVEL	32.549	107	WILLIAMSON	45.309	228	McFADDEN	23.364	18	163	BIGUZZI	1:41.403	1:41.866	0.463
19	107	WILLIAMSON	32.603	216	NUNES	45.315	999	DWYER	23.383	19	180	OVEL	1:41.514	1:42.523	1.009
20	300	CARPENTER	32.677	228	McFADDEN	45.330	888	FAGG	23.489	20	216	NUNES	1:41.582	1:42.317	0.735
21	636	MILLS	32.679	180	OVEL	45.441	180	OVEL	23.524	21	888	FAGG	1:41.825	1:42.566	0.741
22	222	ROOKE	32.734	45	SMITH	45.775	163	BIGUZZI	23.603	22	222	ROOKE	1:42.362	1:42.582	0.220
23	371	HUTCHINGS	32.832	636	MILLS	45.887	175	PESTANA	23.670	23	636	MILLS	1:42.462	1:42.492	0.030
24	216	NUNES	32.997	222	ROOKE	46.318	45	SMITH	23.808	24	175	PESTANA	1:42.535	1:42.989	0.454
25	888	FAGG	33.035	28	BICKNELL	46.396	636	MILLS	23.896	25	45	SMITH	1:42.927	1:43.040	0.113
26	45	SMITH	33.344	175	PESTANA	46.418	28	BICKNELL	24.014	26	371	HUTCHINGS	1:43.762	1:44.194	0.432
27	147	SKEVINGTON	33.730	147	SKEVINGTON	46.481	371	HUTCHINGS	24.195	27	28	BICKNELL	1:44.187	1:44.916	0.729
28	28	BICKNELL	33.777	371	HUTCHINGS	46.735	147	SKEVINGTON	24.304	28	147	SKEVINGTON	1:44.515	1:45.078	0.563
29	42	EVANS	34.195	111	FINLAYSON-GREEN	48.175	686	SPILLER	24.605	29	686	SPILLER	1:47.443	1:48.154	0.711
30	76	BOXALL	34.300	76	BOXALL	48.306	76	BOXALL	24.852	30	76	BOXALL	1:47.458	1:47.551	0.093
31	686	SPILLER	34.401	686	SPILLER	48.437	42	EVANS	24.975	31	111	FINLAYSON-GREEN	1:47.883	1:48.185	0.302
32	174	DOCKSEY	34.425	174	DOCKSEY	48.750	111	FINLAYSON-GREEN	25.156	32	42	EVANS	1:48.161	1:49.076	0.915
33	111	FINLAYSON-GREEN	34.552	42	EVANS	48.991	174	DOCKSEY	25.192	33	174	DOCKSEY	1:48.367	1:48.589	0.222

Weather / Track : Sunny / Dry

Brands Hatch GP

Circuit Length = 2.4332 miles

Start: 16:24 Flag 16:33 End: 16:35

Results can be found at www.tsl-timing.com

Printed - 16:35 Sunday, 18 July 2021

BMCRC - MRO Championships 2021 - Rnd 4 @ Brands Hatch GP

BMCRC Rookie 600 & 1000

RACE 15 - STATISTICS

Competitors Started 33
Planned Start 2021-07-18 @ 16:30:00.000
Actual Start 2021-07-18 @ 16:24:04.726
Finish Time 2021-07-18 @ 16:33:39.684
Track Length 2.4332mi.
Total Laps 187
Total Distance Covered 455.0251mi.

Session Fastest Lap History

NO	CL	NAME	LAP TIME	TIME OF DAY	LAP	VEHICLE
53	1000	Seamus McGLYNN	1:39.093	16:25:43.840	1	Yamaha R1
53	1000	Seamus McGLYNN	1:35.101	16:27:18.941	2	Yamaha R1
110	1000	Michael CLARKE	1:34.907	16:27:19.457	2	Yamaha R1
110	1000	Michael CLARKE	1:34.599	16:30:29.161	4	Yamaha R1

Session Leader History

NO	CL	NAME	FROM LAP	LAPS LED	DISTANCE	VEHICLE
53	1000	Seamus McGLYNN	1	3	7.29 miles	Yamaha R1
110	1000	Michael CLARKE	4	2	4.86 miles	Yamaha R1
53	1000	Seamus McGLYNN	6	1	2.43 miles	Yamaha R1

Flag History

TYPE	TIME OF DAY
GREEN	16:24:04.726
FINISH	16:33:39.684

Flag Statistics

TYPE	COUNT	TOTAL LAPS	TOTAL TIME
Green	1	6	11:22.737
Red	0	0	0.000
Safety Car	0	0	0.000
FCY	0	0	0.000

BMCRC - MRO Championships 2021 - Rnd 4 @ Brands Hatch GP

BMCRC Rookie 600 & 1000

RACE 15 - STATISTICS

CLASS : 1000

20 Starters

Fastest Lap History

NO	NAME	LAP TIME	TIME OF DAY	LAP	VEHICLE
53	Seamus McGLYNN	1:39.093	16:25:43.840	1	Yamaha R1
53	Seamus McGLYNN	1:35.101	16:27:18.941	2	Yamaha R1
110	Michael CLARKE	1:34.907	16:27:19.457	2	Yamaha R1
110	Michael CLARKE	1:34.599	16:30:29.161	4	Yamaha R1

Leader History

NO	NAME	FROM LAP	LAPS LED	DISTANCE	VEHICLE
53	Seamus McGLYNN	1	3	7.29 miles	Yamaha R1
110	Michael CLARKE	4	2	4.86 miles	Yamaha R1
53	Seamus McGLYNN	6	1	2.43 miles	Yamaha R1

BMCRC - MRO Championships 2021 - Rnd 4 @ Brands Hatch GP

BMCRC Rookie 600 & 1000

RACE 15 - STATISTICS

CLASS : 600

13 Starters

Fastest Lap History

NO	NAME	LAP TIME	TIME OF DAY	LAP	VEHICLE
501	Ashley COID	2:19.554	16:26:24.295	1	Kawasaki ZX636R
501	Ashley COID	1:35.953	16:28:00.234	2	Kawasaki ZX636R
501	Ashley COID	1:35.873	16:29:36.107	3	Kawasaki ZX636R

Leader History

NO	NAME	FROM LAP	LAPS LED	DISTANCE	VEHICLE
501	Ashley COID	1	6	14.59 miles	Kawasaki ZX636R

BMCRC-MRO Championships 2021



BMCRC THUNDERBIKE EXTREME & TBR PERFORMANCE ULTRA Supported by Steve Jordan Motorcycles

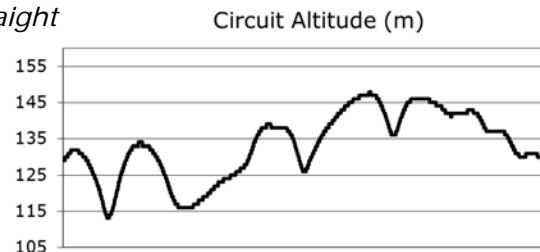
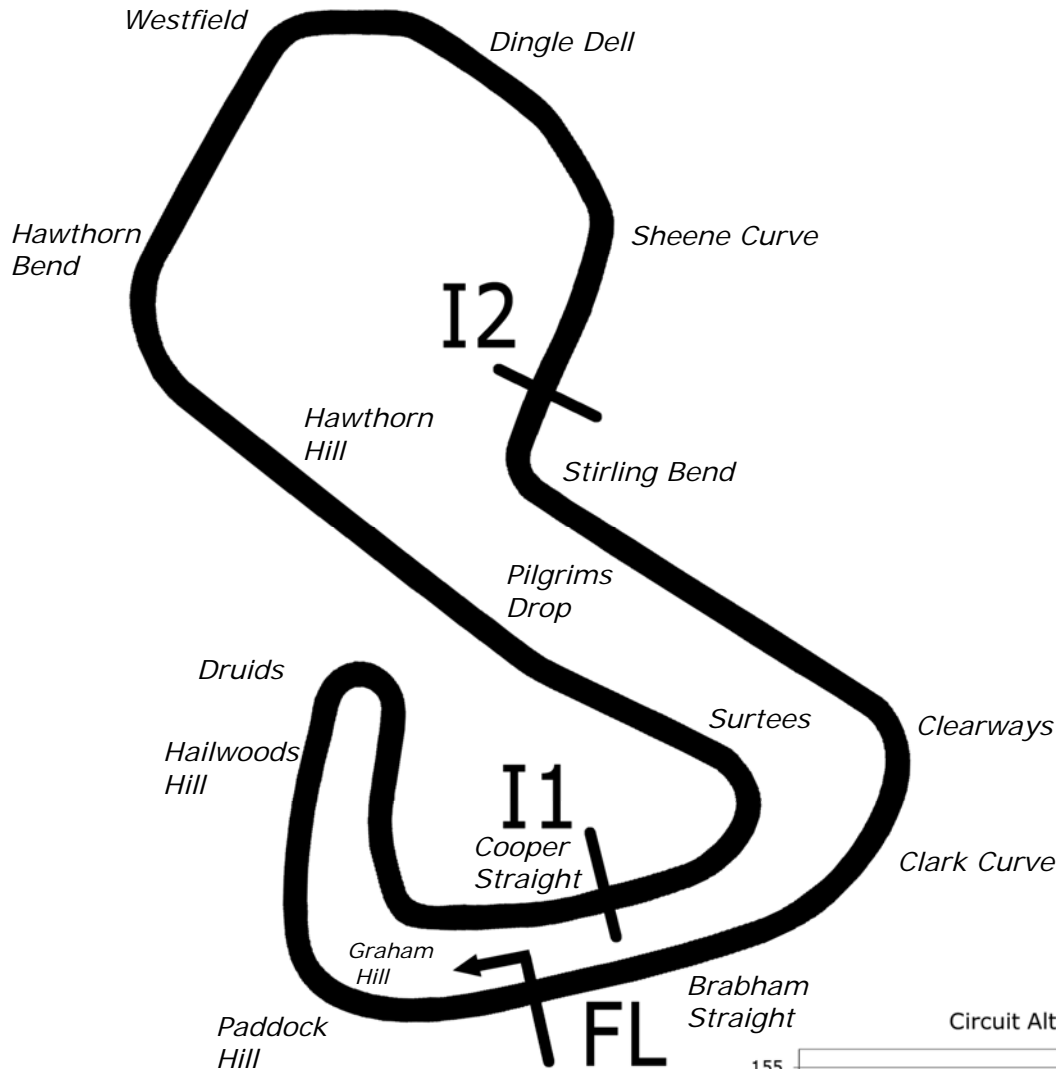
Brands Hatch GP

17th / 18th July 2021



Results Provided by Timing Solutions Ltd
www.tsl-timing.com

Brands Hatch GP



Length	2.4332 miles	3916.0 m	
FL		51.36032 N	0.26032 E
I1	1116m	51.35934 N	0.25955 E
I2	2928m	51.35532 N	0.26250 E
Pit Entry	3646m	51.35911 N	0.25743 E
Pit Exit	26m after FL	51.36027 N	0.26078 E
Pit Entry-Pit Exit 277m, 19.9s @50kph, 16.6s @60kph			

All results available at www.tsl-timing.com

BMCRC - MRO Championships 2021 - Rnd 4 @ Brands Hatch GP

Thunderbike Extreme & Ultra

QUALIFYING - CLASSIFICATION



POS	NO	CL	PIC NAME	ENTRY	TIME	ON	LAPS	GAP	DIFF	MPH
1	43	U	1 Steve PALMER	Suzuki GSXR1000 K6 - K6/Mk1 Transit racing	1:34.009	7	7			93.18
2	11	U	2 Josh HARVEY	Yamaha R1 - NR Racing	1:34.403	5	5	0.394	0.394	92.79
3	5	U	3 Stacey KILLWORTH	Suzuki GSXR 1000 - Greenplant/Everns	1:35.780	4	7	1.771	1.377	91.45
4	29	U	4 Cecil DINSMORE	Suzuki GSXR 1000 - KnC Motorsport	1:36.079	6	6	2.070	0.299	91.17
5	1	E	1 Andrew SAUNDERS	Suzuki GSXR - SDC PERFORMANCE	1:36.538	3	3	2.529	0.459	90.73
6	275	U	5 Mark WILBY	Suzuki GSXR1000 -	1:36.679	5	5	2.670	0.141	90.60
7	41	U	6 David ABRAHAM	Yamaha R1 - Cambridge Motorcycles	1:37.420	2	8	3.411	0.741	89.91
8	961	E	2 Jack SIM	Yamaha R6 - Platform Lift Engineers Ltd	1:37.823	6	7	3.814	0.403	89.54
9	102	U	7 James FEARN	Suzuki GSXR1000 - Jwf tiling, palmer race skool, the f	1:37.908	5	7	3.899	0.085	89.47
10	76	E	3 Jason BYARD	Suzuki GSXR750 - May Construction	1:37.909	2	2	3.900	0.001	89.46
11	20	U	8 Connor SWYER	Suzuki GSXR 1000 K6 - WSC Performance & Owkay clo	1:38.030	4	7	4.021	0.121	89.35
12	63	U	9 Matthew WREN	Suzuki GSXR - TBR performance	1:38.426	5	7	4.417	0.396	88.99
13	78	U	10 Jamie THOMAS	Suzuki GSXR 1000 - Team RubyRacing	1:38.498	5	7	4.489	0.072	88.93
14	234	E	4 Donald GILBERT	Suzuki GSXR 750 - S and N tyres	1:38.655	7	7	4.646	0.157	88.79
15	117	E	5 Raymond STAGG	Suzuki K2 750 -	1:39.086	7	7	5.077	0.431	88.40
16	129	E	6 Derek CRIPPS	Yamaha R1 - Kelly Cripps - Team FBR	1:40.213	6	6	6.204	1.127	87.41
17	17	U	11 Jordan KILLWORTH	Kawasaki ZX-10R - Skyline	1:40.281	6	7	6.272	0.068	87.35
18	77	E	7 David MAY	Suzuki GSXR 750 K1 - ELP Racing	1:40.311	6	7	6.302	0.030	87.32
19	82	U	12 Matt HINNELLS	Yamaha R1 - BD Racing	1:40.369	4	7	6.360	0.058	87.27
20	165	U	13 Richard BUTT	Suzuki GSXR1000 -	1:40.557	5	7	6.548	0.188	87.11
21	138	E	8 James REVELEY	Yamaha R6 - PCN Racing	1:41.361	5	7	7.352	0.804	86.42
22	66	E	9 Mitch DUCRAN	Suzuki SV650 - JP Haulage	1:42.347	3	7	8.338	0.986	85.58
23	28	E	10 David SPENCER	Suzuki GSXR 600 -	1:42.438	4	6	8.429	0.091	85.51
24	55	E	11 Nick HODGINS	Suzuki GSXR 750 - Dad, Claire, Super Sam, ASR, Caz	1:43.050	7	7	9.041	0.612	85.00
25	23	U	14 Justin ROSE	Yamaha R1 -	1:43.067	6	7	9.058	0.017	84.99
26	35	E	12 Stephen HARVEY	Yamaha YZF R1 -	1:43.805	6	7	9.796	0.738	84.38
27	171	E	13 Daniel GIBBS	Suzuki GSXR 750 Y - Thomas Racing	1:44.704	7	7	10.695	0.899	83.66
28	21	U	15 Danny BRENNAN	Yamaha R1 - Greenplantuk	1:45.249	4	5	11.240	0.545	83.22
29	22	E	14 Matthew MAY	Honda CBR600F3 - Late Breakers	1:45.277	5	7	11.268	0.028	83.20
30	72	U	16 Kevin MILLER	Honda CBR1000RR - Mechanical Air Supplies Ltd	1:45.418	5	7	11.409	0.141	83.09
31	6	E	15 Andrew FIRTH	Yamaha YZF-R1 - LTRmotorcycles.co.uk / Palmer Rac	1:46.151	7	7	12.142	0.733	82.52
32	7	U	17 Seb JENKINS	Suzuki GSX-R 1000 - Mupo Race Suspension - Enpro -	1:46.395	5	6	12.386	0.244	82.33
33	46	E	16 Adrian DRAPER	Suzuki GSXR 750 - droopy racing uk	1:46.405	6	7	12.396	0.010	82.32
34	14	E	17 Nick KILLWORTH	Aprillia RSV MILLE - Bk Evans racing	1:46.624	3	7	12.615	0.219	82.15
35	24	E	18 Mark REYNOLDS	Aprillia MILLE -	1:47.160	5	7	13.151	0.536	81.74
36	37	E	19 Ricky WOODS	Suzuki GSXR 600 - KTS Vehicle Repairs	1:49.077	4	5	15.068	1.917	80.30
37	23	E	20 Claire BECKETT	Suzuki SV650 - P Sheils & Sons	1:49.328	3	4	15.319	0.251	80.12
38	103	E	21 Craig GOFFORD	Yamaha R1 4XV - Meala Racing Development	1:49.584	2	6	15.575	0.256	79.93
39	133	E	22 Carlo BOTTIGLIERI	Yamaha YZF R1 - TMT RACING	1:55.939	3	3	21.930	6.355	75.55
40	18	E	23 Stuart ALBON	Honda 954 FIREBLADE - Winter Sun Skydiving	1:57.057	6	6	23.048	1.118	74.83

Weather / Track : Sunny / Dry

These results are provisional until the conclusion of any judicial and technical matters.

Brands Hatch GP

Circuit Length = 2.4332 miles

Start: 11:19 Flag 11:32 End: 11:34

Clerk Of Course :	Stewards :	Timekeeper : Craig Smith
-------------------	------------	--------------------------

Results can be found at www.tsl-timing.com

Printed - 11:34 Saturday, 17 July 2021



BMCRC - MRO Championships 2021 - Rnd 4 @ Brands Hatch GP

Thunderbike Extreme & Ultra

QUALIFYING - SECTOR ANALYSIS



SECTOR 1 = FL to I1, SECTOR 2 = I1 to I2, SECTOR 3 = I2 to FL, DIFF = Difference To Personal Best Lap, P = Crossed Finish Line in Pit Lane, D = Time Disallowed

P1 43 U		Steve PALMER		Suzuki GSXR1000 K6 - K6/Mk1 Transit racing			
IDEAL LAP TIME : 1:34.009		BEST LAP TIME : 1:34.009		DIFFERENCE : 0.000			
LAP	SECTOR 1	SECTOR 2	SECTOR 3	LAP TIME	MPH	DIFF	TIME OF DAY
1 -	30.671	46.222	22.615	1:39.508	88.03	5.499	11:23:11.864
2 -	30.423	44.263	22.192	1:36.878 (3)	90.42	2.869	11:24:48.742
3 -	31.199	43.463	22.395	1:37.057	90.25	3.048	11:26:25.799
4 -	30.981	42.609	22.340	1:35.930 (2)	91.31	1.921	11:28:01.729
5 -	31.602	43.958	22.422	1:37.982	89.40	3.973	11:29:39.711
6 -	30.618	43.693	23.083	1:37.394	89.94	3.385	11:31:17.105
7 -	30.225	41.895	21.889	1:34.009 (1)	93.18		11:32:51.114

P2 11 U		Josh HARVEY		Yamaha R1 - NR Racing			
IDEAL LAP TIME : 1:33.956		BEST LAP TIME : 1:34.403		DIFFERENCE : 0.447			
LAP	SECTOR 1	SECTOR 2	SECTOR 3	LAP TIME	MPH	DIFF	TIME OF DAY
1 -	31.823	44.029	22.376	1:38.228	89.17	3.825	11:23:05.715
2 -	31.193	43.687	22.640	1:37.520	89.82	3.117	11:24:43.235
3 -	29.774	43.888	22.671	1:36.333 (3)	90.93	1.930	11:26:19.568
4 -	30.309	42.709	21.988	1:35.006 (2)	92.20	0.603	11:27:54.574
5 -	30.221	42.268	21.914	1:34.403 (1)	92.79		11:29:28.977

P3 5 U		Stacey KILLWORTH		Suzuki GSXR 1000 - Greenplant/Everns			
IDEAL LAP TIME : 1:35.780		BEST LAP TIME : 1:35.780		DIFFERENCE : 0.000			
LAP	SECTOR 1	SECTOR 2	SECTOR 3	LAP TIME	MPH	DIFF	TIME OF DAY
1 -	32.678	44.410	22.934	1:40.022	87.57	4.242	11:22:26.692
2 -	31.268	43.242	22.864	1:37.374	89.96	1.594	11:24:04.066
3 -	31.189	43.630	22.815	1:37.634	89.72	1.854	11:25:41.700
4 -	30.649	42.903	22.228	1:35.780 (1)	91.45		11:27:17.480
5 -	30.768	43.431	22.844	1:37.043 (3)	90.26	1.263	11:28:54.523
6 -	31.253	43.763	22.761	1:37.777	89.59	1.997	11:30:32.300
7 -	31.115	43.279	22.462	1:36.856 (2)	90.44	1.076	11:32:09.156

P4 29 U		Cecil DINSMORE		Suzuki GSXR 1000 - KnC Motorsport			
IDEAL LAP TIME : 1:35.921		BEST LAP TIME : 1:36.079		DIFFERENCE : 0.158			
LAP	SECTOR 1	SECTOR 2	SECTOR 3	LAP TIME	MPH	DIFF	TIME OF DAY
1 -	32.144	44.648	22.627	1:39.419	88.11	3.340	11:22:47.154
2 -	31.145	43.286	22.669	1:37.100 (3)	90.21	1.021	11:24:24.254
3 -	31.137	42.642	22.679	1:36.458 (2)	90.81	0.379	11:26:00.712
4 -	31.325	45.340	23.295	1:39.960	87.63	3.881	11:27:40.672
5 -	31.338	43.387	22.847	1:37.572	89.77	1.493	11:29:18.244
6 -	30.836	42.800	22.443	1:36.079 (1)	91.17		11:30:54.323

P5 1 E		Andrew SAUNDERS		Suzuki GSXR - SDC PERFORMANCE			
IDEAL LAP TIME : 1:36.473		BEST LAP TIME : 1:36.538		DIFFERENCE : 0.065			
LAP	SECTOR 1	SECTOR 2	SECTOR 3	LAP TIME	MPH	DIFF	TIME OF DAY
1 -	31.992	44.934	23.269	1:40.195 (3)	87.42	3.657	11:22:50.676
2 -	31.227	42.956	22.976	1:37.159 (2)	90.15	0.621	11:24:27.835
3 -	30.880	43.021	22.637	1:36.538 (1)	90.73		11:26:04.373

P6 275 U		Mark WILBY		Suzuki GSXR1000 -			
IDEAL LAP TIME : 1:36.416		BEST LAP TIME : 1:36.679		DIFFERENCE : 0.263			
LAP	SECTOR 1	SECTOR 2	SECTOR 3	LAP TIME	MPH	DIFF	TIME OF DAY
1 -	31.795	46.253	22.907	1:40.955	86.76	4.276	11:23:09.467
2 -	31.593	47.276	22.623	1:41.492	86.31	4.813	11:24:50.959
3 -	31.084	44.143	22.495	1:37.722 (3)	89.64	1.043	11:26:28.681
4 -	30.943	43.634	22.627	1:37.204 (2)	90.11	0.525	11:28:05.885
5 -	30.893	43.028	22.758	1:36.679 (1)	90.60		11:29:42.564

Weather / Track : Sunny / Dry

Brands Hatch GP
Circuit Length = 2.4332 miles
Start: 11:19 Flag 11:32 End: 11:34

BMCRC - MRO Championships 2021 - Rnd 4 @ Brands Hatch GP

Thunderbike Extreme & Ultra

QUALIFYING - SECTOR ANALYSIS



SECTOR 1 = FL to I1, SECTOR 2 = I1 to I2, SECTOR 3 = I2 to FL, DIFF = Difference To Personal Best Lap, P = Crossed Finish Line in Pit Lane, D = Time Disallowed

P7 41 U		David ABRAHAM		Yamaha R1 - Cambridge Motorcycles			
IDEAL LAP TIME : 1:37.231		BEST LAP TIME : 1:37.420		DIFFERENCE : 0.189			
LAP	SECTOR 1	SECTOR 2	SECTOR 3	LAP TIME	MPH	DIFF	TIME OF DAY
1 -	32.667	44.367	22.832	1:39.866	87.71	2.446	11:22:26.361
2 -	31.470	43.178	22.772	1:37.420 (1)	89.91		11:24:03.781
3 -	31.372	43.548	22.828	1:37.748 (2)	89.61	0.328	11:25:41.529
4 -	31.967	43.785	23.019	1:38.771	88.68	1.351	11:27:20.300
5 -	31.802	44.159	22.859	1:38.820	88.64	1.400	11:28:59.120
6 -	31.635	43.785	22.736	1:38.156	89.24	0.736	11:30:37.276
7 -	31.317	43.833	22.738	1:37.888 (3)	89.48	0.468	11:32:15.164
8 -	31.371	44.242	23.392	1:39.005	88.47	1.585	11:33:54.169

P8 961 E		Jack SIM		Yamaha R6 - Platform Lift Engineers Ltd			
IDEAL LAP TIME : 1:37.716		BEST LAP TIME : 1:37.823		DIFFERENCE : 0.107			
LAP	SECTOR 1	SECTOR 2	SECTOR 3	LAP TIME	MPH	DIFF	TIME OF DAY
1 -	32.559	44.590	23.843	1:40.992	86.73	3.169	11:22:20.727
2 -	31.676	43.908	23.511	1:39.095	88.39	1.272	11:23:59.822
3 -	31.264	43.588	23.425	1:38.277 (3)	89.13	0.454	11:25:38.099
4 -	31.100	43.824	23.182	1:38.106 (2)	89.28	0.283	11:27:16.205
5 -	31.202	43.873	23.278	1:38.353	89.06	0.530	11:28:54.558
6 -	31.050	43.484	23.289	1:37.823 (1)	89.54		11:30:32.381
7 -	31.754	43.771	23.269	1:38.794	88.66	0.971	11:32:11.175

P9 102 U		James FEARN		Suzuki GSXR1000 - Jwf tiling, palmer race skool, the factory			
IDEAL LAP TIME : 1:37.597		BEST LAP TIME : 1:37.908		DIFFERENCE : 0.311			
LAP	SECTOR 1	SECTOR 2	SECTOR 3	LAP TIME	MPH	DIFF	TIME OF DAY
1 -	34.640	46.545	23.942	1:45.127	83.32	7.219	11:23:00.884
2 -	32.345	46.184	23.971	1:42.500	85.46	4.592	11:24:43.384
3 -	32.578	44.328	23.053	1:39.959	87.63	2.051	11:26:23.343
4 -	31.875	43.889	22.536	1:38.300 (3)	89.11	0.392	11:28:01.643
5 -	31.578	43.848	22.482	1:37.908 (1)	89.47		11:29:39.551
6 -	31.496	43.985	22.672	1:38.153 (2)	89.24	0.245	11:31:17.704
7 -	31.267	44.323	22.715	1:38.305	89.10	0.397	11:32:56.009

P10 76 E		Jason BYARD		Suzuki GSXR750 - May Construction			
IDEAL LAP TIME : 1:37.349		BEST LAP TIME : 1:37.909		DIFFERENCE : 0.560			
LAP	SECTOR 1	SECTOR 2	SECTOR 3	LAP TIME	MPH	DIFF	TIME OF DAY
1 -	31.853	43.768	22.495	1:38.116 (2)	89.28	0.207	11:23:20.015
2 -	31.190	44.328	22.391	1:37.909 (1)	89.46		11:24:57.924

P11 20 U		Connor SWYER		Suzuki GSXR 1000 K6 - WSC Performace & Owkay clothing			
IDEAL LAP TIME : 1:37.513		BEST LAP TIME : 1:38.030		DIFFERENCE : 0.517			
LAP	SECTOR 1	SECTOR 2	SECTOR 3	LAP TIME	MPH	DIFF	TIME OF DAY
1 -	34.537	46.484	23.842	1:44.863	83.53	6.833	11:23:01.063
2 -	32.561	46.235	23.794	1:42.590	85.38	4.560	11:24:43.653
3 -	31.774	43.864	23.725	1:39.363	88.16	1.333	11:26:23.016
4 -	31.499	43.934	22.597	1:38.030 (1)	89.35		11:28:01.046
5 -	31.520	43.569	23.128	1:38.217 (2)	89.18	0.187	11:29:39.263
6 -	31.347	44.020	23.326	1:38.693	88.75	0.663	11:31:17.956
7 -	31.640	43.988	23.046	1:38.674 (3)	88.77	0.644	11:32:56.630

BMCRC - MRO Championships 2021 - Rnd 4 @ Brands Hatch GP

Thunderbike Extreme & Ultra

QUALIFYING - SECTOR ANALYSIS



SECTOR 1 = FL to I1, SECTOR 2 = I1 to I2, SECTOR 3 = I2 to FL, DIFF = Difference To Personal Best Lap, P = Crossed Finish Line in Pit Lane, D = Time Disallowed

P12 63 U		Matthew WREN		Suzuki GSXR - TBR performance			
IDEAL LAP TIME : 1:37.746		BEST LAP TIME : 1:38.426		DIFFERENCE : 0.680			
LAP	SECTOR 1	SECTOR 2	SECTOR 3	LAP TIME	MPH	DIFF	TIME OF DAY
1 -	33.000	46.793	24.255	1:44.048	84.19	5.622	11:22:57.194
2 -	33.820	45.357	22.680	1:41.857	86.00	3.431	11:24:39.051
3 -	32.495	44.990	23.605	1:41.090	86.65	2.664	11:26:20.141
4 -	32.150	44.228	22.810	1:39.188 (3)	88.31	0.762	11:27:59.329
5 -	31.311	44.473	22.642	1:38.426 (1)	88.99		11:29:37.755
6 -	31.432	44.561	23.416	1:39.409	88.11	0.983	11:31:17.164
7 -	32.128	43.793	23.011	1:38.932 (2)	88.54	0.506	11:32:56.096

P13 78 U		Jamie THOMAS		Suzuki GSXR 1000 - Team RubyRacing			
IDEAL LAP TIME : 1:38.336		BEST LAP TIME : 1:38.498		DIFFERENCE : 0.162			
LAP	SECTOR 1	SECTOR 2	SECTOR 3	LAP TIME	MPH	DIFF	TIME OF DAY
1 -	33.164	45.293	24.712	1:43.169	84.90	4.671	11:22:58.019
2 -	33.713	45.752	23.297	1:42.762	85.24	4.264	11:24:40.781
3 -	31.620	44.186	23.414	1:39.220 (3)	88.28	0.722	11:26:20.001
4 -	31.741	44.021	22.895	1:38.657 (2)	88.79	0.159	11:27:58.658
5 -	31.529	43.912	23.057	1:38.498 (1)	88.93		11:29:37.156
6 -	31.869	44.700	23.232	1:39.801	87.77	1.303	11:31:16.957
7 -	31.879	45.267	23.383	1:40.529	87.13	2.031	11:32:57.486

P14 234 E		Donald GILBERT		Suzuki GSXR 750 - S and N tyres			
IDEAL LAP TIME : 1:38.655		BEST LAP TIME : 1:38.655		DIFFERENCE : 0.000			
LAP	SECTOR 1	SECTOR 2	SECTOR 3	LAP TIME	MPH	DIFF	TIME OF DAY
1 -	33.252	46.884	24.232	1:44.368	83.93	5.713	11:22:56.396
2 -	31.924	44.867	23.763	1:40.554	87.11	1.899	11:24:36.950
3 -	31.824	45.000	23.493	1:40.317	87.32	1.662	11:26:17.267
4 -	31.819	44.201	23.210	1:39.230 (2)	88.27	0.575	11:27:56.497
5 -	31.525	44.619	23.322	1:39.466 (3)	88.06	0.811	11:29:35.963
6 -	32.248	44.506	23.269	1:40.023	87.57	1.368	11:31:15.986
7 -	31.455	44.071	23.129	1:38.655 (1)	88.79		11:32:54.641

P15 117 E		Raymond STAGG		Suzuki K2 750 -			
IDEAL LAP TIME : 1:38.675		BEST LAP TIME : 1:39.086		DIFFERENCE : 0.411			
LAP	SECTOR 1	SECTOR 2	SECTOR 3	LAP TIME	MPH	DIFF	TIME OF DAY
1 -	33.512	46.987	24.318	1:44.817	83.57	5.731	11:22:57.056
2 -	32.132	44.522	24.364	1:41.018	86.71	1.932	11:24:38.074
3 -	31.853	44.490	23.293	1:39.636 (2)	87.91	0.550	11:26:17.710
4 -	32.247	44.382	23.028	1:39.657 (3)	87.89	0.571	11:27:57.367
5 -	31.461	45.831	23.570	1:40.862	86.84	1.776	11:29:38.229
6 -	32.125	45.148	23.053	1:40.326	87.31	1.240	11:31:18.555
7 -	31.756	44.186	23.144	1:39.086 (1)	88.40		11:32:57.641

P16 129 E		Derek CRIPPS		Yamaha R1 - Kelly Cripps - Team FBR			
IDEAL LAP TIME : 1:39.917		BEST LAP TIME : 1:40.213		DIFFERENCE : 0.296			
LAP	SECTOR 1	SECTOR 2	SECTOR 3	LAP TIME	MPH	DIFF	TIME OF DAY
1 -	34.337	46.747	24.497	1:45.581	82.96	5.368	11:22:57.625
2 -	34.089	48.995	24.614	1:47.698	81.33	7.485	11:24:45.323
3 -	32.764	44.688	23.685	1:41.137 (3)	86.61	0.924	11:26:26.460
4 -	31.970	45.500	23.681	1:41.151	86.60	0.938	11:28:07.611
5 -	31.959	44.874	23.642	1:40.475 (2)	87.18	0.262	11:29:48.086
6 -	31.622	44.984	23.607	1:40.213 (1)	87.41		11:31:28.299

Weather / Track : Sunny / Dry

Brands Hatch GP
Circuit Length = 2.4332 miles
Start: 11:19 Flag 11:32 End: 11:34

BMCRC - MRO Championships 2021 - Rnd 4 @ Brands Hatch GP

Thunderbike Extreme & Ultra

QUALIFYING - SECTOR ANALYSIS



SECTOR 1 = FL to I1, SECTOR 2 = I1 to I2, SECTOR 3 = I2 to FL, DIFF = Difference To Personal Best Lap, P = Crossed Finish Line in Pit Lane, D = Time Disallowed

P17 17 U		Jordan KILLWORTH		Kawasaki ZX-10R - Skyline			
IDEAL LAP TIME : 1:39.749		BEST LAP TIME : 1:40.281		DIFFERENCE : 0.532			
LAP	SECTOR 1	SECTOR 2	SECTOR 3	LAP TIME	MPH	DIFF	TIME OF DAY
1 -	34.391	45.885	23.932	1:44.208	84.06	3.927	11:22:32.184
2 -	32.415	45.578	23.412	1:41.405	86.38	1.124	11:24:13.589
3 -	32.716	44.753	23.769	1:41.238 (3)	86.52	0.957	11:25:54.827
4 -	31.939	45.086	24.101	1:41.126 (2)	86.62	0.845	11:27:35.953
5 -	32.859	46.792	23.736	1:43.387	84.72	3.106	11:29:19.340
6 -	32.385	44.398	23.498	1:40.281 (1)	87.35		11:30:59.621
7 -	32.651	45.585	23.754	1:41.990	85.88	1.709	11:32:41.611

P18 77 E		David MAY		Suzuki GSXR 750 K1 - ELP Racing			
IDEAL LAP TIME : 1:40.061		BEST LAP TIME : 1:40.311		DIFFERENCE : 0.250			
LAP	SECTOR 1	SECTOR 2	SECTOR 3	LAP TIME	MPH	DIFF	TIME OF DAY
1 -	34.493	47.041	24.840	1:46.374	82.34	6.063	11:22:57.093
2 -	32.887	44.941	23.540	1:41.368	86.41	1.057	11:24:38.461
3 -	32.828	44.673	23.564	1:41.065 (3)	86.67	0.754	11:26:19.526
4 -	32.883	44.818	23.428	1:41.129	86.62	0.818	11:28:00.655
5 -	32.517	45.194	23.606	1:41.317	86.45	1.006	11:29:41.972
6 -	32.327	44.595	23.389	1:40.311 (1)	87.32		11:31:22.283
7 -	32.077	45.007	23.414	1:40.498 (2)	87.16	0.187	11:33:02.781

P19 82 U		Matt HINNELLS		Yamaha R1 - BD Racing			
IDEAL LAP TIME : 1:39.895		BEST LAP TIME : 1:40.369		DIFFERENCE : 0.474			
LAP	SECTOR 1	SECTOR 2	SECTOR 3	LAP TIME	MPH	DIFF	TIME OF DAY
1 -	34.755	46.596	24.300	1:45.651	82.91	5.282	11:23:00.952
2 -	34.913	45.509	23.475	1:43.897	84.31	3.528	11:24:44.849
3 -	32.643	44.372	23.564	1:40.579 (3)	87.09	0.210	11:26:25.428
4 -	32.212	44.846	23.311	1:40.369 (1)	87.27		11:28:05.797
5 -	32.393	44.570	23.455	1:40.418 (2)	87.23	0.049	11:29:46.215
6 -	32.387	45.330	23.534	1:41.251	86.51	0.882	11:31:27.466
7 -	32.660	50.645	IN PIT	2:11.205 P	66.76	30.836	11:33:38.671

P20 165 U		Richard BUTT		Suzuki GSXR1000 -			
IDEAL LAP TIME : 1:40.331		BEST LAP TIME : 1:40.557		DIFFERENCE : 0.226			
LAP	SECTOR 1	SECTOR 2	SECTOR 3	LAP TIME	MPH	DIFF	TIME OF DAY
1 -	33.936	47.322	24.271	1:45.529	83.00	4.972	11:22:36.434
2 -	32.300	45.932	23.868	1:42.100	85.79	1.543	11:24:18.534
3 -	31.910	45.763	23.236	1:40.909	86.80	0.352	11:25:59.443
4 -	31.926	45.655	23.575	1:41.156	86.59	0.599	11:27:40.599
5 -	32.136	45.281	23.140	1:40.557 (1)	87.11		11:29:21.156
6 -	32.140	45.332	23.336	1:40.808 (3)	86.89	0.251	11:31:01.964
7 -	32.009	45.379	23.252	1:40.640 (2)	87.04	0.083	11:32:42.604

P21 138 E		James REVELEY		Yamaha R6 - PCN Racing			
IDEAL LAP TIME : 1:41.073		BEST LAP TIME : 1:41.361		DIFFERENCE : 0.288			
LAP	SECTOR 1	SECTOR 2	SECTOR 3	LAP TIME	MPH	DIFF	TIME OF DAY
1 -	35.486	48.266	24.462	1:48.214	80.94	6.853	11:23:02.732
2 -	34.244	47.474	23.829	1:45.547	82.99	4.186	11:24:48.279
3 -	33.244	46.705	24.036	1:43.985	84.24	2.624	11:26:32.264
4 -	32.306	45.494	23.717	1:41.517 (2)	86.28	0.156	11:28:13.781
5 -	32.182	45.447	23.732	1:41.361 (1)	86.42		11:29:55.142
6 -	32.859	45.980	23.444	1:42.283	85.64	0.922	11:31:37.425
7 -	32.183	45.601	23.865	1:41.649 (3)	86.17	0.288	11:33:19.074

Weather / Track : Sunny / Dry

Brands Hatch GP
 Circuit Length = 2.4332 miles
 Start: 11:19 Flag 11:32 End: 11:34

BMCR - MRO Championships 2021 - Rnd 4 @ Brands Hatch GP

Thunderbike Extreme & Ultra

QUALIFYING - SECTOR ANALYSIS



SECTOR 1 = FL to I1, SECTOR 2 = I1 to I2, SECTOR 3 = I2 to FL, DIFF = Difference To Personal Best Lap, P = Crossed Finish Line in Pit Lane, D = Time Disallowed

P22 66 E		Mitch DUCRAN		Suzuki SV650 - JP Haulage			
IDEAL LAP TIME : 1:41.735		BEST LAP TIME : 1:42.347		DIFFERENCE : 0.612			
LAP	SECTOR 1	SECTOR 2	SECTOR 3	LAP TIME	MPH	DIFF	TIME OF DAY
1 -	32.584	46.717	24.992	1:44.293	83.99	1.946	11:22:52.253
2 -	32.009	46.259	24.437	1:42.705	85.29	0.358	11:24:34.958
3 -	31.975	45.982	24.390	1:42.347 (1)	85.58		11:26:17.305
4 -	32.338	45.550	24.493	1:42.381 (2)	85.56	0.034	11:27:59.686
5 -	31.918	45.731	24.744	1:42.393 (3)	85.55	0.046	11:29:42.079
6 -	32.733	46.158	24.267	1:43.158	84.91	0.811	11:31:25.237
7 -	32.804	46.300	24.368	1:43.472	84.65	1.125	11:33:08.709

P23 28 E		David SPENCER		Suzuki GSXR 600 -			
IDEAL LAP TIME : 1:42.343		BEST LAP TIME : 1:42.438		DIFFERENCE : 0.095			
LAP	SECTOR 1	SECTOR 2	SECTOR 3	LAP TIME	MPH	DIFF	TIME OF DAY
1 -	34.933	48.745	25.249	1:48.927	80.41	6.489	11:23:11.982
2 -	33.456	46.172	24.399	1:44.027 (2)	84.20	1.589	11:24:56.009
3 -	34.505	47.682	24.123	1:46.310	82.39	3.872	11:26:42.319
4 -	32.649	45.851	23.938	1:42.438 (1)	85.51		11:28:24.757
5 -	33.204	47.887	23.843	1:44.934	83.47	2.496	11:30:09.691
6 -	33.887	46.387	24.512	1:44.786 (3)	83.59	2.348	11:31:54.477

P24 55 E		Nick HODGINS		Suzuki GSXR 750 - Dad, Claire, Super Sam, ASR, Caz			
IDEAL LAP TIME : 1:42.813		BEST LAP TIME : 1:43.050		DIFFERENCE : 0.237			
LAP	SECTOR 1	SECTOR 2	SECTOR 3	LAP TIME	MPH	DIFF	TIME OF DAY
1 -	35.040	48.928	24.493	1:48.461	80.76	5.411	11:23:05.315
2 -	33.508	50.561	25.223	1:49.292	80.15	6.242	11:24:54.607
3 -	32.468	46.983	24.157	1:43.608 (2)	84.54	0.558	11:26:38.215
4 -	32.352	47.521	24.906	1:44.779 (3)	83.60	1.729	11:28:22.994
5 -	34.208	47.586	24.096	1:45.890	82.72	2.840	11:30:08.884
6 -	33.167	47.508	24.494	1:45.169	83.29	2.119	11:31:54.053
7 -	32.589	46.501	23.960	1:43.050 (1)	85.00		11:33:37.103

P25 23 U		Justin ROSE		Yamaha R1 -			
IDEAL LAP TIME : 1:42.704		BEST LAP TIME : 1:43.067		DIFFERENCE : 0.363			
LAP	SECTOR 1	SECTOR 2	SECTOR 3	LAP TIME	MPH	DIFF	TIME OF DAY
1 -	34.637	49.839	25.027	1:49.503	79.99	6.436	11:23:16.007
2 -	34.623	48.807	24.644	1:48.074	81.05	5.007	11:25:04.081
3 -	33.433	47.488	24.371	1:45.292	83.19	2.225	11:26:49.373
4 -	33.089	46.806	24.214	1:44.109 (2)	84.14	1.042	11:28:33.482
5 -	33.344	47.750	24.308	1:45.402	83.10	2.335	11:30:18.884
6 -	33.249	46.162	23.656	1:43.067 (1)	84.99		11:32:01.951
7 -	32.886	47.650	24.149	1:44.685 (3)	83.67	1.618	11:33:46.636

P26 35 E		Stephen HARVEY		Yamaha YZF R1 -			
IDEAL LAP TIME : 1:43.516		BEST LAP TIME : 1:43.805		DIFFERENCE : 0.289			
LAP	SECTOR 1	SECTOR 2	SECTOR 3	LAP TIME	MPH	DIFF	TIME OF DAY
1 -	34.944	47.764	24.890	1:47.598	81.41	3.793	11:23:05.159
2 -	33.215	48.270	24.226	1:45.711	82.86	1.906	11:24:50.870
3 -	32.937	46.683	24.867	1:44.487 (3)	83.83	0.682	11:26:35.357
4 -	34.337	47.681	25.092	1:47.110	81.78	3.305	11:28:22.467
5 -	34.156	47.506	24.473	1:46.135	82.53	2.330	11:30:08.602
6 -	32.688	46.670	24.447	1:43.805 (1)	84.38		11:31:52.407
7 -	33.113	46.602	24.745	1:44.460 (2)	83.85	0.655	11:33:36.867

Weather / Track : Sunny / Dry

Brands Hatch GP
Circuit Length = 2.4332 miles
Start: 11:19 Flag 11:32 End: 11:34

BMCRC - MRO Championships 2021 - Rnd 4 @ Brands Hatch GP

Thunderbike Extreme & Ultra

QUALIFYING - SECTOR ANALYSIS



SECTOR 1 = FL to I1, SECTOR 2 = I1 to I2, SECTOR 3 = I2 to FL, DIFF = Difference To Personal Best Lap, P = Crossed Finish Line in Pit Lane, D = Time Disallowed

P27 171 E Daniel GIBBS		Suzuki GSXR 750 Y - Thomas Racing					
IDEAL LAP TIME : 1:44.307		BEST LAP TIME : 1:44.704		DIFFERENCE : 0.397			
LAP	SECTOR 1	SECTOR 2	SECTOR 3	LAP TIME	MPH	DIFF	TIME OF DAY
1 -	35.988	50.378	25.643	1:52.009	78.20	7.305	11:23:15.611
2 -	34.751	48.794	25.039	1:48.584	80.67	3.880	11:25:04.195
3 -	34.082	48.331	25.146	1:47.559	81.44	2.855	11:26:51.754
4 -	35.271	48.166	24.879	1:48.316	80.87	3.612	11:28:40.070
5 -	33.933	48.095	24.773	1:46.801 (3)	82.02	2.097	11:30:26.871
6 -	33.687	46.951	24.348	1:44.986 (2)	83.43	0.282	11:32:11.857
7 -	33.216	46.743	24.745	1:44.704 (1)	83.66		11:33:56.561

P28 21 U Danny BRENNAN		Yamaha R1 - Greenplantuk					
IDEAL LAP TIME : 1:44.785		BEST LAP TIME : 1:45.249		DIFFERENCE : 0.464			
LAP	SECTOR 1	SECTOR 2	SECTOR 3	LAP TIME	MPH	DIFF	TIME OF DAY
1 -	36.020	48.538	25.601	1:50.159	79.51	4.910	11:22:52.226
2 -	33.899	47.103	24.740	1:45.742 (3)	82.84	0.493	11:24:37.968
3 -	33.284	47.099	25.083	1:45.466 (2)	83.05	0.217	11:26:23.434
4 -	33.748	46.824	24.677	1:45.249 (1)	83.22		11:28:08.683
5 -	33.616	47.542	24.745	1:45.903	82.71	0.654	11:29:54.586

P29 22 E Matthew MAY		Honda CBR600F3 - Late Breakers					
IDEAL LAP TIME : 1:44.579		BEST LAP TIME : 1:45.277		DIFFERENCE : 0.698			
LAP	SECTOR 1	SECTOR 2	SECTOR 3	LAP TIME	MPH	DIFF	TIME OF DAY
1 -	35.077	48.093	25.361	1:48.531	80.71	3.254	11:22:57.245
2 -	34.711	46.687	24.873	1:46.271	82.42	0.994	11:24:43.516
3 -	34.012	47.314	25.053	1:46.379	82.34	1.102	11:26:29.895
4 -	33.839	47.087	24.467	1:45.393 (2)	83.11	0.116	11:28:15.288
5 -	33.425	47.031	24.821	1:45.277 (1)	83.20		11:30:00.565
6 -	33.512	47.041	24.864	1:45.417 (3)	83.09	0.140	11:31:45.982
7 -	34.008	47.400	25.058	1:46.466	82.27	1.189	11:33:32.448

P30 72 U Kevin MILLER		Honda CBR1000RR - Mechanical Air Supplies Ltd					
IDEAL LAP TIME : 1:45.418		BEST LAP TIME : 1:45.418		DIFFERENCE : 0.000			
LAP	SECTOR 1	SECTOR 2	SECTOR 3	LAP TIME	MPH	DIFF	TIME OF DAY
1 -	36.720	51.229	25.233	1:53.182	77.39	7.764	11:23:13.873
2 -	34.456	48.317	24.654	1:47.427	81.54	2.009	11:25:01.300
3 -	34.930	47.973	25.251	1:48.154	80.99	2.736	11:26:49.454
4 -	34.595	48.527	24.515	1:47.637	81.38	2.219	11:28:37.091
5 -	33.737	47.287	24.394	1:45.418 (1)	83.09		11:30:22.509
6 -	33.914	47.617	24.835	1:46.366 (3)	82.35	0.948	11:32:08.875
7 -	34.064	47.560	24.427	1:46.051 (2)	82.60	0.633	11:33:54.926

P31 6 E Andrew FIRTH		Yamaha YZF-R1 - LTRmotorcycles.co.uk / Palmer Race Skool /					
IDEAL LAP TIME : 1:46.007		BEST LAP TIME : 1:46.151		DIFFERENCE : 0.144			
LAP	SECTOR 1	SECTOR 2	SECTOR 3	LAP TIME	MPH	DIFF	TIME OF DAY
1 -	35.321	49.781	25.641	1:50.743	79.10	4.592	11:23:05.173
2 -	35.222	49.246	25.613	1:50.081	79.57	3.930	11:24:55.254
3 -	35.093	48.771	24.881	1:48.745	80.55	2.594	11:26:43.999
4 -	34.697	48.064	25.015	1:47.776	81.27	1.625	11:28:31.775
5 -	34.382	47.879	25.014	1:47.275 (3)	81.65	1.124	11:30:19.050
6 -	34.346	47.366	24.952	1:46.664 (2)	82.12	0.513	11:32:05.714
7 -	34.079	47.047	25.025	1:46.151 (1)	82.52		11:33:51.865

Weather / Track : Sunny / Dry

Brands Hatch GP
Circuit Length = 2.4332 miles
Start: 11:19 Flag 11:32 End: 11:34

BMCRC - MRO Championships 2021 - Rnd 4 @ Brands Hatch GP

Thunderbike Extreme & Ultra

QUALIFYING - SECTOR ANALYSIS



SECTOR 1 = FL to I1, SECTOR 2 = I1 to I2, SECTOR 3 = I2 to FL, DIFF = Difference To Personal Best Lap, P = Crossed Finish Line in Pit Lane, D = Time Disallowed

P32		7 U		Seb JENKINS		Suzuki GSX-R 1000 - Mupo Race Suspension - Enpro - DDA grc	
IDEAL LAP TIME : 1:46.380		BEST LAP TIME : 1:46.395		DIFFERENCE : 0.015			
LAP	SECTOR 1	SECTOR 2	SECTOR 3	LAP TIME	MPH	DIFF	TIME OF DAY
1 -	38.405	49.673	25.479	1:53.557	77.14	7.162	11:22:55.569
2 -	35.588	48.273	25.336	1:49.197	80.22	2.802	11:24:44.766
3 -	35.501	48.044	25.712	1:49.257	80.17	2.862	11:26:34.023
4 -	34.955	47.396	25.347	1:47.698 (2)	81.33	1.303	11:28:21.721
5 -	34.403	47.067	24.925	1:46.395 (1)	82.33		11:30:08.116
6 -	35.086	48.720	24.910	1:48.716 (3)	80.57	2.321	11:31:56.832

P33		46 E		Adrian DRAPER		Suzuki GSXR 750 - droopy racing uk	
IDEAL LAP TIME : 1:46.307		BEST LAP TIME : 1:46.405		DIFFERENCE : 0.098			
LAP	SECTOR 1	SECTOR 2	SECTOR 3	LAP TIME	MPH	DIFF	TIME OF DAY
1 -	36.437	49.758	25.840	1:52.035	78.18	5.630	11:23:07.421
2 -	33.879	48.723	25.677	1:48.279	80.90	1.874	11:24:55.700
3 -	36.268	48.719	25.096	1:50.083	79.57	3.678	11:26:45.783
4 -	33.558	48.099	25.259	1:46.916 (2)	81.93	0.511	11:28:32.699
5 -	34.010	48.363	25.122	1:47.495 (3)	81.49	1.090	11:30:20.194
6 -	33.656	47.813	24.936	1:46.405 (1)	82.32		11:32:06.599
7 -	34.123	47.932	25.662	1:47.717	81.32	1.312	11:33:54.316

P34		14 E		Nick KILLWORTH		Aprilia RSV MILLE - Bk Evans racing	
IDEAL LAP TIME : 1:45.876		BEST LAP TIME : 1:46.624		DIFFERENCE : 0.748			
LAP	SECTOR 1	SECTOR 2	SECTOR 3	LAP TIME	MPH	DIFF	TIME OF DAY
1 -	34.873	48.314	25.394	1:48.581	80.67	1.957	11:23:00.978
2 -	33.891	47.948	24.859	1:46.698 (2)	82.09	0.074	11:24:47.676
3 -	33.680	47.615	25.329	1:46.624 (1)	82.15		11:26:34.300
4 -	35.125	47.509	25.443	1:48.077	81.05	1.453	11:28:22.377
5 -	34.512	48.413	24.687	1:47.612	81.40	0.988	11:30:09.989
6 -	33.847	48.337	25.123	1:47.307 (3)	81.63	0.683	11:31:57.296
7 -	34.906	50.229	25.136	1:50.271	79.43	3.647	11:33:47.567

P35		24 E		Mark REYNOLDS		Aprilia MILLE -	
IDEAL LAP TIME : 1:46.753		BEST LAP TIME : 1:47.160		DIFFERENCE : 0.407			
LAP	SECTOR 1	SECTOR 2	SECTOR 3	LAP TIME	MPH	DIFF	TIME OF DAY
1 -	37.965	52.994	26.163	1:57.122	74.79	9.962	11:23:00.736
2 -	36.668	51.667	25.925	1:54.260	76.66	7.100	11:24:54.996
3 -	34.637	49.041	24.837	1:48.515	80.72	1.355	11:26:43.511
4 -	34.278	48.443	25.061	1:47.782 (3)	81.27	0.622	11:28:31.293
5 -	34.400	47.859	24.901	1:47.160 (1)	81.74		11:30:18.453
6 -	34.293	47.638	25.425	1:47.356 (2)	81.59	0.196	11:32:05.809
7 -	34.561	47.934	25.543	1:48.038	81.08	0.878	11:33:53.847

P36		37 E		Ricky WOODS		Suzuki GSXR 600 - KTS Vehicle Repairs	
IDEAL LAP TIME : 1:47.748		BEST LAP TIME : 1:49.077		DIFFERENCE : 1.329			
LAP	SECTOR 1	SECTOR 2	SECTOR 3	LAP TIME	MPH	DIFF	TIME OF DAY
1 -	36.845	50.813	25.860	1:53.518	77.16	4.441	11:22:54.130
2 -	34.518	48.894	26.082	1:49.494 (2)	80.00	0.417	11:24:43.624
3 -	34.867	49.086	25.767	1:49.720 (3)	79.83	0.643	11:26:33.344
4 -	34.205	48.056	26.816	1:49.077 (1)	80.30		11:28:22.421
5 -	34.914	49.558	25.487	1:49.959	79.66	0.882	11:30:12.380

BMCRC - MRO Championships 2021 - Rnd 4 @ Brands Hatch GP

Thunderbike Extreme & Ultra

QUALIFYING - SECTOR ANALYSIS



SECTOR 1 = FL to I1, SECTOR 2 = I1 to I2, SECTOR 3 = I2 to FL, DIFF = Difference To Personal Best Lap, P = Crossed Finish Line in Pit Lane, D = Time Disallowed

P37 23 E		Claire BECKETT		Suzuki SV650 - P Sheils & Sons			
IDEAL LAP TIME : 1:49.299		BEST LAP TIME : 1:49.328		DIFFERENCE : 0.029			
LAP	SECTOR 1	SECTOR 2	SECTOR 3	LAP TIME	MPH	DIFF	TIME OF DAY
1 -	35.464	51.155	26.196	1:52.815	77.64	3.487	11:23:16.484
2 -	35.242	49.511	26.021	1:50.774 (2)	79.07	1.446	11:25:07.258
3 -	34.576	48.844	25.908	1:49.328 (1)	80.12		11:26:56.586
4 -	34.547	50.854	25.999	1:51.400 (3)	78.63	2.072	11:28:47.986

P38 103 E		Craig GOFFORD		Yamaha R1 4XV - Meala Racing Development			
IDEAL LAP TIME : 1:48.996		BEST LAP TIME : 1:49.584		DIFFERENCE : 0.588			
LAP	SECTOR 1	SECTOR 2	SECTOR 3	LAP TIME	MPH	DIFF	TIME OF DAY
1 -	37.478	49.342	25.648	1:52.468	77.88	2.884	11:23:11.453
2 -	35.538	48.822	25.224	1:49.584 (1)	79.93		11:25:01.037
3 -	35.375	49.583	25.422	1:50.380	79.36	0.796	11:26:51.417
4 -	35.478	49.440	25.337	1:50.255	79.45	0.671	11:28:41.672
5 -	35.791	48.696	25.287	1:49.774 (3)	79.79	0.190	11:30:31.446
6 -	35.519	48.397	25.668	1:49.584 (1)	79.93		11:32:21.030

P39 133 E		Carlo BOTTIGLIERI		Yamaha YZF R1 - TMT RACING			
IDEAL LAP TIME : 1:54.836		BEST LAP TIME : 1:55.939		DIFFERENCE : 1.103			
LAP	SECTOR 1	SECTOR 2	SECTOR 3	LAP TIME	MPH	DIFF	TIME OF DAY
1 -	40.165	51.415	27.062	1:58.642 (3)	73.83	2.703	11:22:58.773
2 -	37.688	51.996	26.420	1:56.104 (2)	75.44	0.165	11:24:54.877
3 -	37.849	50.728	27.362	1:55.939 (1)	75.55		11:26:50.816

P40 18 E		Stuart ALBON		Honda 954 FIREBLADE - Winter Sun Skydiving			
IDEAL LAP TIME : 1:57.057		BEST LAP TIME : 1:57.057		DIFFERENCE : 0.000			
LAP	SECTOR 1	SECTOR 2	SECTOR 3	LAP TIME	MPH	DIFF	TIME OF DAY
1 -	41.690	1:00.766	28.257	2:10.713	67.01	13.656	11:23:25.887
2 -	39.504	57.055	27.850	2:04.409	70.41	7.352	11:25:30.296
3 -	38.927	55.495	27.265	2:01.687	71.98	4.630	11:27:31.983
4 -	37.497	55.784	27.540	2:00.821 (3)	72.50	3.764	11:29:32.804
5 -	38.340	53.984	27.159	1:59.483 (2)	73.31	2.426	11:31:32.287
6 -	37.426	53.352	26.279	1:57.057 (1)	74.83		11:33:29.344

BMCRC - MRO Championships 2021 - Rnd 4 @ Brands Hatch GP

Thunderbike Extreme & Ultra

QUALIFYING - BEST SECTORS

SECTOR 1			SECTOR 2			SECTOR 3			IDEAL / BEST COMPARISON						
POS	NO	NAME	TIME	NO	NAME	TIME	NO	NAME	TIME	POS	NO	NAME	IDEAL	BEST	DIFF
												PERFECT LAP	1:33.558		
1	11	HARVEY	29.774	43	PALMER	41.895	43	PALMER	21.889	1	11	HARVEY	1:33.956	1:34.403	0.447
2	43	PALMER	30.225	11	HARVEY	42.268	11	HARVEY	21.914	2	43	PALMER	1:34.009	1:34.009	0.000
3	5	KILLWORTH	30.649	29	DINSMORE	42.642	5	KILLWORTH	22.228	3	5	KILLWORTH	1:35.780	1:35.780	0.000
4	29	DINSMORE	30.836	5	KILLWORTH	42.903	76	BYARD	22.391	4	29	DINSMORE	1:35.921	1:36.079	0.158
5	1	SAUNDERS	30.880	1	SAUNDERS	42.956	29	DINSMORE	22.443	5	275	WILBY	1:36.416	1:36.679	0.263
6	275	WILBY	30.893	275	WILBY	43.028	102	FEARN	22.482	6	1	SAUNDERS	1:36.473	1:36.538	0.065
7	961	SIM	31.050	41	ABRAHAM	43.178	275	WILBY	22.495	7	41	ABRAHAM	1:37.231	1:37.420	0.189
8	76	BYARD	31.190	961	SIM	43.484	20	SWYER	22.597	8	76	BYARD	1:37.349	1:37.909	0.560
9	102	FEARN	31.267	20	SWYER	43.569	1	SAUNDERS	22.637	9	20	SWYER	1:37.513	1:38.030	0.517
10	63	WREN	31.311	76	BYARD	43.768	63	WREN	22.642	10	102	FEARN	1:37.597	1:37.908	0.311
11	41	ABRAHAM	31.317	63	WREN	43.793	41	ABRAHAM	22.736	11	961	SIM	1:37.716	1:37.823	0.107
12	20	SWYER	31.347	102	FEARN	43.848	78	THOMAS	22.895	12	63	WREN	1:37.746	1:38.426	0.680
13	234	GILBERT	31.455	78	THOMAS	43.912	117	STAGG	23.028	13	78	THOMAS	1:38.336	1:38.498	0.162
14	117	STAGG	31.461	234	GILBERT	44.071	234	GILBERT	23.129	14	234	GILBERT	1:38.655	1:38.655	0.000
15	78	THOMAS	31.529	117	STAGG	44.186	165	BUTT	23.140	15	117	STAGG	1:38.675	1:39.086	0.411
16	129	CRIPPS	31.622	82	HINNELLS	44.372	961	SIM	23.182	16	17	KILLWORTH	1:39.749	1:40.281	0.532
17	165	BUTT	31.910	17	KILLWORTH	44.398	82	HINNELLS	23.311	17	82	HINNELLS	1:39.895	1:40.369	0.474
18	66	DUCRAN	31.918	77	MAY	44.595	77	MAY	23.389	18	129	CRIPPS	1:39.917	1:40.213	0.296
19	17	KILLWORTH	31.939	129	CRIPPS	44.688	17	KILLWORTH	23.412	19	77	MAY	1:40.061	1:40.311	0.250
20	77	MAY	32.077	165	BUTT	45.281	138	REVELEY	23.444	20	165	BUTT	1:40.331	1:40.557	0.226
21	138	REVELEY	32.182	138	REVELEY	45.447	129	CRIPPS	23.607	21	138	REVELEY	1:41.073	1:41.361	0.288
22	82	HINNELLS	32.212	66	DUCRAN	45.550	23	ROSE	23.656	22	66	DUCRAN	1:41.735	1:42.347	0.612
23	55	HODGINS	32.352	28	SPENCER	45.851	28	SPENCER	23.843	23	28	SPENCER	1:42.343	1:42.438	0.095
24	28	SPENCER	32.649	23	ROSE	46.162	55	HODGINS	23.960	24	23	ROSE	1:42.704	1:43.067	0.363
25	35	HARVEY	32.688	55	HODGINS	46.501	35	HARVEY	24.226	25	55	HODGINS	1:42.813	1:43.050	0.237
26	23	ROSE	32.886	35	HARVEY	46.602	66	DUCRAN	24.267	26	35	HARVEY	1:43.516	1:43.805	0.289
27	171	GIBBS	33.216	22	MAY	46.687	171	GIBBS	24.348	27	171	GIBBS	1:44.307	1:44.704	0.397
28	21	BRENNAN	33.284	171	GIBBS	46.743	72	MILLER	24.394	28	22	MAY	1:44.579	1:45.277	0.698
29	22	MAY	33.425	21	BRENNAN	46.824	22	MAY	24.467	29	21	BRENNAN	1:44.785	1:45.249	0.464
30	46	DRAPER	33.558	6	FIRTH	47.047	21	BRENNAN	24.677	30	72	MILLER	1:45.418	1:45.418	0.000
31	14	KILLWORTH	33.680	7	JENKINS	47.067	14	KILLWORTH	24.687	31	14	KILLWORTH	1:45.876	1:46.624	0.748
32	72	MILLER	33.737	72	MILLER	47.287	24	REYNOLDS	24.837	32	6	FIRTH	1:46.007	1:46.151	0.144
33	6	FIRTH	34.079	14	KILLWORTH	47.509	6	FIRTH	24.881	33	46	DRAPER	1:46.307	1:46.405	0.098
34	37	WOODS	34.205	24	REYNOLDS	47.638	7	JENKINS	24.910	34	7	JENKINS	1:46.380	1:46.395	0.015
35	24	REYNOLDS	34.278	46	DRAPER	47.813	46	DRAPER	24.936	35	24	REYNOLDS	1:46.753	1:47.160	0.407
36	7	JENKINS	34.403	37	WOODS	48.056	103	GOFFORD	25.224	36	37	WOODS	1:47.748	1:49.077	1.329
37	23	BECKETT	34.547	103	GOFFORD	48.397	37	WOODS	25.487	37	103	GOFFORD	1:48.996	1:49.584	0.588
38	103	GOFFORD	35.375	23	BECKETT	48.844	23	BECKETT	25.908	38	23	BECKETT	1:49.299	1:49.328	0.029
39	18	ALBON	37.426	133	BOTTIGLIERI	50.728	18	ALBON	26.279	39	133	BOTTIGLIERI	1:54.836	1:55.939	1.103
40	133	BOTTIGLIERI	37.688	18	ALBON	53.352	133	BOTTIGLIERI	26.420	40	18	ALBON	1:57.057	1:57.057	0.000

Weather / Track : Sunny / Dry

Brands Hatch GP

Circuit Length = 2.4332 miles

Start: 11:19 Flag 11:32 End: 11:34

Results can be found at www.tsl-timing.com

Printed - 11:34 Saturday, 17 July 2021

BMCRC - MRO Championships 2021 - Rnd 4 @ Brands Hatch GP

Thunderbike Extreme & Ultra

QUALIFYING - STATISTICS

Competitors Started	40
Planned Start	2021-07-17 @ 10:59:00.000
Actual Start	2021-07-17 @ 11:19:25.162
Finish Time	2021-07-17 @ 11:32:16.260
Track Length	2.4332mi.
Total Laps	251
Total Distance Covered	610.7556mi.

Session Fastest Lap History

NO	CL	NAME	LAP TIME	TIME OF DAY	LAP	VEHICLE
961	E	Jack SIM	1:40.992	11:22:20.738	1	Yamaha R6
41	U	David ABRAHAM	1:39.866	11:22:26.371	1	Yamaha R1
29	U	Cecil DINSMORE	1:39.419	11:22:47.176	1	Suzuki GSXR 1000
11	U	Josh HARVEY	1:38.228	11:23:05.737	1	Yamaha R1
76	E	Jason BYARD	1:38.116	11:23:20.047	1	Suzuki GSXR750
41	U	David ABRAHAM	1:37.420	11:24:03.792	2	Yamaha R1
5	U	Stacey KILLWORTH	1:37.374	11:24:04.077	2	Suzuki GSXR 1000
29	U	Cecil DINSMORE	1:37.100	11:24:24.277	2	Suzuki GSXR 1000
43	U	Steve PALMER	1:36.878	11:24:48.755	2	Suzuki GSXR1000 K6
29	U	Cecil DINSMORE	1:36.458	11:26:00.734	3	Suzuki GSXR 1000
11	U	Josh HARVEY	1:36.333	11:26:19.568	3	Yamaha R1
5	U	Stacey KILLWORTH	1:35.780	11:27:17.492	4	Suzuki GSXR 1000
11	U	Josh HARVEY	1:35.006	11:27:54.596	4	Yamaha R1
11	U	Josh HARVEY	1:34.403	11:29:28.999	5	Yamaha R1
43	U	Steve PALMER	1:34.009	11:32:51.126	7	Suzuki GSXR1000 K6

Flag History

TYPE	TIME OF DAY
GREEN	11:19:25.162
FINISH	11:32:16.260

Flag Statistics

TYPE	COUNT	TOTAL LAPS	TOTAL TIME
Green	1	8	14:55.745
Red	0	0	0.000
Safety Car	0	0	0.000
FCY	0	0	0.000

BMCRC - MRO Championships 2021 - Rnd 4 @ Brands Hatch GP

Thunderbike Extreme & Ultra

QUALIFYING - STATISTICS

CLASS : E

23 Starters

Fastest Lap History

NO	NAME	LAP TIME	TIME OF DAY	LAP	VEHICLE
961	Jack SIM	1:40.992	11:22:20.738	1	Yamaha R6
1	Andrew SAUNDERS	1:40.195	11:22:50.698	1	Suzuki GSXR
76	Jason BYARD	1:38.116	11:23:20.047	1	Suzuki GSXR750
1	Andrew SAUNDERS	1:37.159	11:24:27.857	2	Suzuki GSXR
1	Andrew SAUNDERS	1:36.538	11:26:04.395	3	Suzuki GSXR

BMCRC - MRO Championships 2021 - Rnd 4 @ Brands Hatch GP

Thunderbike Extreme & Ultra

QUALIFYING - STATISTICS

CLASS : U

17 Starters

Fastest Lap History

NO	NAME	LAP TIME	TIME OF DAY	LAP	VEHICLE
41	David ABRAHAM	1:39.866	11:22:26.371	1	Yamaha R1
29	Cecil DINSMORE	1:39.419	11:22:47.176	1	Suzuki GSXR 1000
11	Josh HARVEY	1:38.228	11:23:05.737	1	Yamaha R1
41	David ABRAHAM	1:37.420	11:24:03.792	2	Yamaha R1
5	Stacey KILLWORTH	1:37.374	11:24:04.077	2	Suzuki GSXR 1000
29	Cecil DINSMORE	1:37.100	11:24:24.277	2	Suzuki GSXR 1000
43	Steve PALMER	1:36.878	11:24:48.755	2	Suzuki GSXR1000 K6
29	Cecil DINSMORE	1:36.458	11:26:00.734	3	Suzuki GSXR 1000
11	Josh HARVEY	1:36.333	11:26:19.568	3	Yamaha R1
5	Stacey KILLWORTH	1:35.780	11:27:17.492	4	Suzuki GSXR 1000
11	Josh HARVEY	1:35.006	11:27:54.596	4	Yamaha R1
11	Josh HARVEY	1:34.403	11:29:28.999	5	Yamaha R1
43	Steve PALMER	1:34.009	11:32:51.126	7	Suzuki GSXR1000 K6

Weather / Track : Sunny / Dry

Results can be found at www.tsl-timing.com

Page 3 of 3

Brands Hatch GP
Circuit Length = 2.4332 miles
Start: 11:19 Flag 11:32 End: 11:34

Printed - 11:34 Saturday, 17 July 2021

BMCRC - MRO Championships 2021 - Rnd 4 @ Brands Hatch GP



Thunderbike Extreme & Ultra

RACE 8 - GRID (6 Laps)



ROW 15	45		44		43	999 Jack DWYER
ROW 14	42	201 Scott WEST	41	90 Edward WATSON	40	18 1:57.057 Stuart ALBON
ROW 13	39	133 1:55.939 Carlo BOTTIGLIERI	38	103 1:49.584 Craig GOFFORD	37	23 1:49.328 Claire BECKETT
ROW 12	36	37 1:49.077 Ricky WOODS	35	24 1:47.160 Mark REYNOLDS	34	14 1:46.624 Nick KILLWORTH
ROW 11	33	46 1:46.405 Adrian DRAPER	32	7 1:46.395 Seb JENKINS	31	6 1:46.151 Andrew FIRTH
ROW 10	30	72 1:45.418 Kevin MILLER	29	22 1:45.277 Matthew MAY	28	21 1:45.249 Danny BRENNAN
ROW 9	27	171 1:44.704 Daniel GIBBS	26	35 1:43.805 Stephen HARVEY	25	23 1:43.067 Justin ROSE
ROW 8	24	55 1:43.050 Nick HODGINS	23	28 1:42.438 David SPENCER	22	66 1:42.347 Mitch DUCRAN
ROW 7	21	138 1:41.361 James REVELEY	20	165 1:40.557 Richard BUTT	19	82 1:40.369 Matt HINNELLS
ROW 6	18	77 1:40.311 David MAY	17	17 1:40.281 Jordan KILLWORTH	16	129 1:40.213 Derek CRIPPS
ROW 5	15	117 1:39.086 Raymond STAGG	14	234 1:38.655 Donald GILBERT	13	78 1:38.498 Jamie THOMAS
ROW 4	12	63 1:38.426 Matthew WREN	11	20 1:38.030 Connor SWYER	10	76 1:37.909 Jason BYARD
ROW 3	9	102 1:37.908 James FEARN	8	961 1:37.823 Jack SIM	7	41 1:37.420 David ABRAHAM
ROW 2	6	275 1:36.679 Mark WILBY	5	1 1:36.538 Andrew SAUNDERS	4	29 1:36.079 Cecil DINSMORE
ROW 1	3	5 1:35.780 Stacey KILLWORTH	2	11 1:34.403 Josh HARVEY	1	43 1:34.009 Steve PALMER

Pole

Brands Hatch GP

Circuit Length = 2.4332 miles

These results are provisional until the conclusion of any judicial and technical matters.

Clerk Of Course :	Stewards :	Timekeeper : Craig Smith
-------------------	------------	--------------------------

Results can be found at www.tsl-timing.com

Printed - 11:36 Saturday, 17 July 2021



BMCRC - MRO Championships 2021 - Rnd 4 @ Brands Hatch GP

Thunderbike Extreme & Ultra RACE 8 - CLASSIFICATION



POS	NO	CL	PIC NAME	ENTRY	LAPS	TIME	GAP	DIFF	MPH	BEST	ON
1	43	U	1 Steve PALMER	Suzuki GSXR1000 K6 - K6/Mk1 Transit racing	6	9:24.568			93.09	1:32.353	6
2	11	U	2 Josh HARVEY	Yamaha R1 - NR Racing	6	9:27.274	2.706	2.706	92.65	1:33.342	2
3	275	U	3 Mark WILBY	Suzuki GSXR1000 -	6	9:39.061	14.493	11.787	90.76	1:34.869	6
4	5	U	4 Stacey KILLWORTH	Suzuki GSXR 1000 - Greenplant/Everns	6	9:39.844	15.276	0.783	90.64	1:35.166	2
5	29	U	5 Cecil DINSMORE	Suzuki GSXR 1000 - KnC Motorsport	6	9:41.022	16.454	1.178	90.45	1:34.848	6
6	76	E	1 Jason BYARD	Suzuki GSXR750 - May Construction	6	9:45.404	20.836	4.382	89.78	1:35.626	5
7	1	E	2 Andrew SAUNDERS	Suzuki GSXR - SDC PERFORMANCE	6	9:45.613	21.045	0.209	89.75	1:35.954	3
8	961	E	3 Jack SIM	Yamaha R6 - Platform Lift Engineers Ltd	6	9:46.700	22.132	1.087	89.58	1:36.140	5
9	102	U	6 James FEARN	Suzuki GSXR1000 - Jwf tilling, palmer race skool, tt	6	9:50.821	26.253	4.121	88.95	1:37.016	5
10	20	U	7 Connor SWYER	Suzuki GSXR 1000 K6 - WSC Performace & Owkay	6	9:51.211	26.643	0.390	88.90	1:37.136	4
11	63	U	8 Matthew WREN	Suzuki GSXR - TBR performance	6	9:54.606	30.038	3.395	88.39	1:36.922	4
12	41	U	9 David ABRAHAM	Yamaha R1 - Cambridge Motorcycles	6	9:54.980	30.412	0.374	88.33	1:37.383	3
13	17	U	10 Jordan KILLWORTH	Kawasaki ZX-10R - Skyline	6	9:58.313	33.745	3.333	87.84	1:37.020	6
14	78	U	11 Jamie THOMAS	Suzuki GSXR 1000 - Team RubyRacing	6	10:01.639	37.071	3.326	87.35	1:38.768	2
15	77	E	4 David MAY	Suzuki GSXR 750 K1 - ELP Racing	6	10:01.819	37.251	0.180	87.33	1:38.205	5
16	117	E	5 Raymond STAGG	Suzuki K2 750 -	6	10:03.439	38.871	1.620	87.09	1:37.829	5
17	138	E	6 James REVELEY	Yamaha R6 - PCN Racing	6	10:03.660	39.092	0.221	87.06	1:38.924	2
18	129	E	7 Derek CRIPPS	Yamaha R1 - Kelly Cripps - Team FBR	6	10:03.750	39.182	0.090	87.05	1:38.291	6
19	165	U	12 Richard BUTT	Suzuki GSXR1000 -	6	10:11.310	46.742	7.560	85.97	1:39.484	5
20	55	E	8 Nick HODGINS	Suzuki GSXR 750 - Dad, Claire, Super Sam, ASR, (6	10:26.749	1:02.181	15.439	83.85	1:42.072	3
21	22	E	9 Matthew MAY	Honda CBR600F3 - Late Breakers	6	10:27.312	1:02.744	0.563	83.78	1:42.342	6
22	28	E	10 David SPENCER	Suzuki GSXR 600 -	6	10:30.150	1:05.582	2.838	83.40	1:41.540	2
23	66	E	11 Mitch DUCRAN	Suzuki SV650 - JP Haulage	6	10:39.440	1:14.872	9.290	82.19	1:43.744	6
24	23	U	13 Justin ROSE	Yamaha R1 -	6	10:40.357	1:15.789	0.917	82.07	1:44.955	4
25	35	E	12 Stephen HARVEY	Yamaha YZF R1 -	6	10:40.660	1:16.092	0.303	82.03	1:43.912	5
26	999	E	13 Jack DWYER	Honda CBR 1000RR -	6	10:41.718	1:17.150	1.058	81.90	1:43.906	5
27	171	E	14 Daniel GIBBS	Suzuki GSXR 750 Y - Thomas Racing	6	10:41.906	1:17.338	0.188	81.87	1:44.025	6
28	21	U	14 Danny BRENNAN	Yamaha R1 - Greenplantuk	6	10:42.274	1:17.706	0.368	81.83	1:43.746	5
29	46	E	15 Adrian DRAPER	Suzuki GSXR 750 - droopy racing uk	6	10:44.794	1:20.226	2.520	81.51	1:44.692	5
30	72	U	15 Kevin MILLER	Honda CBR1000RR - Mechanical Air Supplies Ltd	6	10:44.844	1:20.276	0.050	81.50	1:44.531	6
31	6	E	16 Andrew FIRTH	Yamaha YZF-R1 - LTRmotorcycles.co.uk / Palmer	6	10:47.390	1:22.822	2.546	81.18	1:44.839	6
32	24	E	17 Mark REYNOLDS	Aprilia MILLE -	6	10:51.289	1:26.721	3.899	80.70	1:44.546	5
33	14	E	18 Nick KILLWORTH	Aprilia RSV MILLE - Bk Evans racing	6	10:52.057	1:27.489	0.768	80.60	1:44.467	5
34	7	U	16 Seb JENKINS	Suzuki GSX-R 1000 - Mupo Race Suspension - Enp	6	10:56.862	1:32.294	4.805	80.01	1:46.080	6
35	103	E	19 Craig GOFFORD	Yamaha R1 4XV - Meala Racing Development	6	10:57.906	1:33.338	1.044	79.88	1:46.333	6
36	23	E	20 Claire BECKETT	Suzuki SV650 - P Sheils & Sons	6	11:03.898	1:39.330	5.992	79.16	1:47.977	5
37	133	E	21 Carlo BOTTIGLIERI	Yamaha YZF R1 - TMT RACING	5	9:52.496	1 Lap	1 Lap	73.92	1:54.660	5
38	18	E	22 Stuart ALBON	Honda 954 FIREBLADE - Winter Sun Skydiving	5	9:54.174	1 Lap	1.678	73.71	1:55.585	2

NOT CLASSIFIED

DNF	234	E	Donald GILBERT	Suzuki GSXR 750 - S and N tyres	0						
-----	-----	---	----------------	---------------------------------	---	--	--	--	--	--	--

FASTEST LAP

43	U	Steve PALMER	Suzuki GSXR1000 K6 - K6/Mk1 Transit racing	6	1:32.353	94.85 mph	152.64 kph
76	E	Jason BYARD	Suzuki GSXR750 - May Construction	5	1:35.626	91.60 mph	147.42 kph

Class U - 92.5% of Race Speed = 86.10 mph

Class E - 92.5% of Race Speed = 83.04 mph

Weather / Track : Sunny / Dry

These results are provisional until the conclusion of any judicial and technical matters.

Brands Hatch GP: 2.4332 miles
Race Distance: 6 Laps / 14.59 miles
Start: 14:54 Flag 15:04 End: 15:06

Clerk Of Course :	Stewards :	Timekeeper : Craig Smith
-------------------	------------	--------------------------

Results can be found at www.tsl-timing.com

Printed - 15:06 Saturday, 17 July 2021



BMCR - MRO Championships 2021 - Rnd 4 @ Brands Hatch GP

Thunderbike Extreme & Ultra

RACE 8 - LAP CHART

LAP 1 @ 14:56:33.777

NO	BEHIND	LAP TIME
11		1:38.637
43	0.897	1:39.534
5	1.329	1:39.966
961	3.559	1:42.196
275	3.600	1:42.237
29	4.136	1:42.773
1	4.335	1:42.972
76	4.512	1:43.149
41	4.816	1:43.453
102	4.989	1:43.626
20	5.919	1:44.556
78	7.146	1:45.783
63	7.718	1:46.355
17	8.289	1:46.926
77	9.262	1:47.899
138	9.626	1:48.263
129	10.338	1:48.975
165	10.666	1:49.303
117	11.009	1:49.646
28	11.868	1:50.505
22	12.369	1:51.006
23	13.851	1:52.488
55	14.058	1:52.695
21	15.185	1:53.822
999	15.822	1:54.459
66	15.862	1:54.499
35	16.364	1:55.001
171	17.588	1:56.225
46	17.823	1:56.460
6	18.241	1:56.878
72	18.518	1:57.155
7	18.986	1:57.623
23	20.232	1:58.869
24	21.581	2:00.218
14	22.131	2:00.768
103	22.254	2:00.891
133	25.308	2:03.945
18	28.934	2:07.571

LAP 2 @ 14:58:07.119

NO	BEHIND	LAP TIME
11		1:33.342
43	1.022	1:33.467
5	3.153	1:35.166
275	5.980	1:35.722
961	6.828	1:36.611
29	6.881	1:36.087
1	7.361	1:36.368
76	7.601	1:36.431
102	9.116	1:37.469
41	9.737	1:38.263
20	10.273	1:37.696
63	12.544	1:38.168
78	12.572	1:38.768
17	13.520	1:38.573
77	14.886	1:38.966
138	15.208	1:38.924
129	16.763	1:39.767
117	17.532	1:39.865
165	18.130	1:40.806
28	20.066	1:41.540
22	22.297	1:43.270

Weather / Track : Sunny / Dry

Results can be found at www.tsl-timing.com

55	24.293	1:43.577
23	27.246	1:46.737
21	27.462	1:45.619
66	27.600	1:45.080
999	28.309	1:45.829
35	28.573	1:45.551
46	30.032	1:45.551
171	30.427	1:46.181
72	31.523	1:46.347
6	32.015	1:47.116
7	34.780	1:49.136
24	35.354	1:47.115
23	36.790	1:49.900
14	37.068	1:48.279
103	37.110	1:48.198
133	49.093	1:57.127
18	51.177	1:55.585

LAP 3 @ 14:59:40.777

NO	BEHIND	LAP TIME
11		1:33.658
43	0.099	1:32.735
5	5.423	1:35.928
275	8.147	1:35.825
1	9.657	1:35.954
29	10.013	1:36.790
961	10.685	1:37.515
76	10.736	1:36.793
102	13.130	1:37.672
41	13.462	1:37.383
20	13.890	1:37.275
63	16.190	1:37.304
78	17.706	1:38.792
17	18.584	1:38.722
77	20.567	1:39.339
138	20.991	1:39.441
117	22.054	1:38.180
129	22.669	1:39.564
165	24.845	1:40.373
22	32.661	1:44.022
55	32.707	1:42.072
28	32.964	1:46.556
23	39.232	1:45.644
21	39.637	1:45.833
66	40.536	1:46.594
999	41.048	1:46.397
35	41.792	1:46.877
46	42.218	1:45.844
171	42.290	1:45.521
72	42.698	1:44.833
6	44.855	1:46.498
7	49.049	1:47.927
24	49.551	1:47.855
14	49.909	1:46.499
103	51.309	1:47.857
23	52.589	1:49.457
133	1:15.138	1:59.703
18	1:15.380	1:57.861

LAP 4 @ 15:01:14.188

NO	BEHIND	LAP TIME
43		1:33.312
11	0.344	1:33.755
5	8.362	1:36.350

275	9.953	1:35.217
29	11.747	1:35.145
1	12.597	1:36.351
76	13.479	1:36.154
961	13.557	1:36.283
102	16.882	1:37.163
20	17.615	1:37.136
41	18.615	1:38.564
63	19.701	1:36.922
78	24.087	1:39.792
17	24.266	1:39.093
77	25.965	1:38.809
138	26.675	1:39.095
117	27.063	1:38.420
129	27.767	1:38.509
165	31.842	1:40.408
55	42.093	1:42.797
22	43.012	1:43.762
28	44.565	1:45.012
23	50.776	1:44.955
66	52.754	1:45.629
999	52.959	1:45.322
35	53.315	1:44.934
171	54.326	1:45.447
21	55.300	1:49.074
46	55.854	1:47.047
72	56.257	1:46.970
6	57.782	1:46.338
24	1:02.842	1:46.702
14	1:03.635	1:47.137
7	1:04.175	1:48.537
103	1:04.707	1:46.809
23	1:07.406	1:48.228

LAP 5 @ 15:02:47.355

NO	BEHIND	LAP TIME
43		1:33.167
11	1.012	1:33.835
18	1 Lap	1:56.050
133	1 Lap	1:57.061
5	11.506	1:36.311
275	11.977	1:35.191
29	13.959	1:35.379
1	15.755	1:36.325
76	15.938	1:35.626
961	16.530	1:36.140
102	20.731	1:37.016
20	21.651	1:37.203
41	23.678	1:38.230
63	24.237	1:37.703
17	29.078	1:37.979
78	29.803	1:38.883
77	31.003	1:38.205
117	31.725	1:37.829
138	32.477	1:38.969
129	33.244	1:38.644
165	38.159	1:39.484
55	51.389	1:42.463
22	52.755	1:42.910
28	55.148	1:43.750
23	1:02.750	1:45.141
66	1:03.481	1:43.894
999	1:03.698	1:43.906
35	1:04.060	1:43.912
171	1:05.666	1:44.507

LAP 6 @ 15:04:19.708

NO	BEHIND	LAP TIME
43		1:32.353
11	2.706	1:34.047
275	14.493	1:34.869
5	15.276	1:36.123
29	16.454	1:34.848
76	20.836	1:37.251
1	21.045	1:37.643
961	22.132	1:37.955
102	26.253	1:37.875
20	26.643	1:37.345
133	1 Lap	1:54.660
18	1 Lap	1:57.107
63	30.038	1:38.154
41	30.412	1:39.087
17	33.745	1:37.020
78	37.071	1:39.621
77	37.251	1:38.601
117	38.871	1:39.499
138	39.092	1:38.968
129	39.182	1:38.291
165	46.742	1:40.936
55	1:02.181	1:43.145
22	1:02.744	1:42.342
28	1:05.582	1:42.787
66	1:14.872	1:43.744
23	1:15.789	1:45.392
35	1:16.092	1:44.385
999	1:17.150	1:45.805
171	1:17.338	1:44.025
21	1:17.706	1:44.180
46	1:20.226	1:45.200
72	1:20.276	1:44.531
6	1:22.822	1:44.839
24	1:26.721	1:44.853
14	1:27.489	1:44.907
7	1:32.294	1:46.080
103	1:33.338	1:46.333
23	1:39.330	1:49.467

Brands Hatch GP

Circuit Length = 2.4332 miles

Start: 14:54 Flag 15:04 End: 15:06

Printed - 15:06 Saturday, 17 July 2021

BMCRC - MRO Championships 2021 - Rnd 4 @ Brands Hatch GP

Thunderbike Extreme & Ultra

RACE 8 - SECTOR ANALYSIS



SECTOR 1 = FL to I1, SECTOR 2 = I1 to I2, SECTOR 3 = I2 to FL, DIFF = Difference To Personal Best Lap, P = Crossed Finish Line in Pit Lane, D = Time Disallowed

P1 43 U		Steve PALMER		Suzuki GSXR1000 K6 - K6/Mk1 Transit racing			
IDEAL LAP TIME : 1:32.227		BEST LAP TIME : 1:32.353		DIFFERENCE : 0.126			
LAP	SECTOR 1	SECTOR 2	SECTOR 3	LAP TIME	MPH	DIFF	TIME OF DAY
1 -		42.266	21.988	1:39.534	88.00	7.181	14:56:34.674
2 -	29.783	41.816	21.868	1:33.467	93.72	1.114	14:58:08.141
3 -	29.533	41.534	21.668	1:32.735 (2)	94.46	0.382	14:59:40.876
4 -	29.799	41.651	21.862	1:33.312	93.87	0.959	15:01:14.188
5 -	29.570	42.024	21.573	1:33.167 (3)	94.02	0.814	15:02:47.355
6 -	29.267	41.387	21.699	1:32.353 (1)	94.85		15:04:19.708

P2 11 U		Josh HARVEY		Yamaha R1 - NR Racing			
IDEAL LAP TIME : 1:33.172		BEST LAP TIME : 1:33.342		DIFFERENCE : 0.170			
LAP	SECTOR 1	SECTOR 2	SECTOR 3	LAP TIME	MPH	DIFF	TIME OF DAY
1 -		42.373	21.985	1:38.637	88.80	5.295	14:56:33.777
2 -	29.672	41.965	21.705	1:33.342 (1)	93.84		14:58:07.119
3 -	29.849	41.856	21.953	1:33.658 (2)	93.53	0.316	14:59:40.777
4 -	29.611	41.945	22.199	1:33.755 (3)	93.43	0.413	15:01:14.532
5 -	29.950	42.017	21.868	1:33.835	93.35	0.493	15:02:48.367
6 -	29.897	42.027	22.123	1:34.047	93.14	0.705	15:04:22.414

P3 275 U		Mark WILBY		Suzuki GSXR1000 -			
IDEAL LAP TIME : 1:34.796		BEST LAP TIME : 1:34.869		DIFFERENCE : 0.073			
LAP	SECTOR 1	SECTOR 2	SECTOR 3	LAP TIME	MPH	DIFF	TIME OF DAY
1 -		42.857	22.662	1:42.237	85.68	7.368	14:56:37.377
2 -	30.829	42.563	22.330	1:35.722	91.51	0.853	14:58:13.099
3 -	30.820	42.810	22.195	1:35.825	91.41	0.956	14:59:48.924
4 -	30.668	42.447	22.102	1:35.217 (3)	91.99	0.348	15:01:24.141
5 -	30.581	42.371	22.239	1:35.191 (2)	92.02	0.322	15:02:59.332
6 -	30.480	42.444	21.945	1:34.869 (1)	92.33		15:04:34.201

P4 5 U		Stacey KILLWORTH		Suzuki GSXR 1000 - Greenplant/Everns			
IDEAL LAP TIME : 1:34.659		BEST LAP TIME : 1:35.166		DIFFERENCE : 0.507			
LAP	SECTOR 1	SECTOR 2	SECTOR 3	LAP TIME	MPH	DIFF	TIME OF DAY
1 -		42.385	22.080	1:39.966	87.62	4.800	14:56:35.106
2 -	30.194	42.693	22.279	1:35.166 (1)	92.04		14:58:10.272
3 -	30.309	43.059	22.560	1:35.928 (2)	91.31	0.762	14:59:46.200
4 -	30.628	43.021	22.701	1:36.350	90.91	1.184	15:01:22.550
5 -	30.544	43.057	22.710	1:36.311	90.95	1.145	15:02:58.861
6 -	30.615	43.122	22.386	1:36.123 (3)	91.13	0.957	15:04:34.984

P5 29 U		Cecil DINSMORE		Suzuki GSXR 1000 - KnC Motorsport			
IDEAL LAP TIME : 1:34.552		BEST LAP TIME : 1:34.848		DIFFERENCE : 0.296			
LAP	SECTOR 1	SECTOR 2	SECTOR 3	LAP TIME	MPH	DIFF	TIME OF DAY
1 -		43.085	22.568	1:42.773	85.23	7.925	14:56:37.913
2 -	30.629	43.093	22.365	1:36.087	91.16	1.239	14:58:14.000
3 -	30.254	43.459	23.077	1:36.790	90.50	1.942	14:59:50.790
4 -	30.687	42.481	21.977	1:35.145 (2)	92.06	0.297	15:01:25.935
5 -	30.613	42.618	22.148	1:35.379 (3)	91.84	0.531	15:03:01.314
6 -	30.550	42.387	21.911	1:34.848 (1)	92.35		15:04:36.162

BMCRRC - MRO Championships 2021 - Rnd 4 @ Brands Hatch GP

Thunderbike Extreme & Ultra

RACE 8 - SECTOR ANALYSIS



SECTOR 1 = FL to I1, SECTOR 2 = I1 to I2, SECTOR 3 = I2 to FL, DIFF = Difference To Personal Best Lap, P = Crossed Finish Line in Pit Lane, D = Time Disallowed

P6 76 E Jason BYARD		Suzuki GSXR750 - May Construction					
IDEAL LAP TIME : 1:35.419		BEST LAP TIME : 1:35.626		DIFFERENCE : 0.207			
LAP	SECTOR 1	SECTOR 2	SECTOR 3	LAP TIME	MPH	DIFF	TIME OF DAY
1 -		43.426	22.780	1:43.149	84.92	7.523	14:56:38.289
2 -	30.972	43.019	22.440	1:36.431 (3)	90.84	0.805	14:58:14.720
3 -	30.524	43.289	22.980	1:36.793	90.50	1.167	14:59:51.513
4 -	30.568	43.334	22.252	1:36.154 (2)	91.10	0.528	15:01:27.667
5 -	30.293	42.874	22.459	1:35.626 (1)	91.60		15:03:03.293
6 -	30.875	43.856	22.520	1:37.251	90.07	1.625	15:04:40.544

P7 1 E Andrew SAUNDERS		Suzuki GSXR - SDC PERFORMANCE					
IDEAL LAP TIME : 1:35.642		BEST LAP TIME : 1:35.954		DIFFERENCE : 0.312			
LAP	SECTOR 1	SECTOR 2	SECTOR 3	LAP TIME	MPH	DIFF	TIME OF DAY
1 -		43.514	22.977	1:42.972	85.07	7.018	14:56:38.112
2 -	30.952	42.909	22.507	1:36.368	90.89	0.414	14:58:14.480
3 -	30.479	42.746	22.729	1:35.954 (1)	91.29		14:59:50.434
4 -	30.930	42.851	22.570	1:36.351 (3)	90.91	0.397	15:01:26.785
5 -	30.745	43.126	22.454	1:36.325 (2)	90.94	0.371	15:03:03.110
6 -	30.810	44.416	22.417	1:37.643	89.71	1.689	15:04:40.753

P8 961 E Jack SIM		Yamaha R6 - Platform Lift Engineers Ltd					
IDEAL LAP TIME : 1:35.959		BEST LAP TIME : 1:36.140		DIFFERENCE : 0.181			
LAP	SECTOR 1	SECTOR 2	SECTOR 3	LAP TIME	MPH	DIFF	TIME OF DAY
1 -		43.261	23.004	1:42.196	85.71	6.056	14:56:37.336
2 -	30.496	43.242	22.873	1:36.611 (3)	90.67	0.471	14:58:13.947
3 -	30.660	43.487	23.368	1:37.515	89.83	1.375	14:59:51.462
4 -	30.342	43.110	22.831	1:36.283 (2)	90.98	0.143	15:01:27.745
5 -	30.432	42.786	22.922	1:36.140 (1)	91.11		15:03:03.885
6 -	30.457	44.066	23.432	1:37.955	89.42	1.815	15:04:41.840

P9 102 U James FEARN		Suzuki GSXR1000 - Jwf tiling, palmer race skool, the factory					
IDEAL LAP TIME : 1:36.962		BEST LAP TIME : 1:37.016		DIFFERENCE : 0.054			
LAP	SECTOR 1	SECTOR 2	SECTOR 3	LAP TIME	MPH	DIFF	TIME OF DAY
1 -		43.526	22.534	1:43.626	84.53	6.610	14:56:38.766
2 -	31.456	43.426	22.587	1:37.469 (3)	89.87	0.453	14:58:16.235
3 -	31.212	43.803	22.657	1:37.672	89.68	0.656	14:59:53.907
4 -	31.305	43.315	22.543	1:37.163 (2)	90.15	0.147	15:01:31.070
5 -	31.266	43.225	22.525	1:37.016 (1)	90.29		15:03:08.086
6 -	31.305	43.671	22.899	1:37.875	89.50	0.859	15:04:45.961

P10 20 U Connor SWYER		Suzuki GSXR 1000 K6 - WSC Performace & Owkay clothing					
IDEAL LAP TIME : 1:36.825		BEST LAP TIME : 1:37.136		DIFFERENCE : 0.311			
LAP	SECTOR 1	SECTOR 2	SECTOR 3	LAP TIME	MPH	DIFF	TIME OF DAY
1 -		43.703	22.773	1:44.556	83.78	7.420	14:56:39.696
2 -	31.232	43.752	22.712	1:37.696	89.66	0.560	14:58:17.392
3 -	31.347	43.367	22.561	1:37.275 (3)	90.05	0.139	14:59:54.667
4 -	31.205	43.343	22.588	1:37.136 (1)	90.18		15:01:31.803
5 -	31.149	43.412	22.642	1:37.203 (2)	90.11	0.067	15:03:09.006
6 -	30.921	43.463	22.961	1:37.345	89.98	0.209	15:04:46.351

BMCRC - MRO Championships 2021 - Rnd 4 @ Brands Hatch GP

Thunderbike Extreme & Ultra

RACE 8 - SECTOR ANALYSIS



SECTOR 1 = FL to I1, SECTOR 2 = I1 to I2, SECTOR 3 = I2 to FL, DIFF = Difference To Personal Best Lap, P = Crossed Finish Line in Pit Lane, D = Time Disallowed

P11 63 U		Matthew WREN		Suzuki GSXR - TBR performance			
IDEAL LAP TIME : 1:36.833		BEST LAP TIME : 1:36.922		DIFFERENCE : 0.089			
LAP	SECTOR 1	SECTOR 2	SECTOR 3	LAP TIME	MPH	DIFF	TIME OF DAY
1 -		44.529	23.125	1:46.355	82.36	9.433	14:56:41.495
2 -	31.142	44.494	22.532	1:38.168	89.23	1.246	14:58:19.663
3 -	31.303	43.533	22.468	1:37.304 (2)	90.02	0.382	14:59:56.967
4 -	30.974	43.599	22.349	1:36.922 (1)	90.38		15:01:33.889
5 -	31.329	44.048	22.326	1:37.703 (3)	89.65	0.781	15:03:11.592
6 -	31.296	44.063	22.795	1:38.154	89.24	1.232	15:04:49.746

P12 41 U		David ABRAHAM		Yamaha R1 - Cambridge Motorcycles			
IDEAL LAP TIME : 1:37.372		BEST LAP TIME : 1:37.383		DIFFERENCE : 0.011			
LAP	SECTOR 1	SECTOR 2	SECTOR 3	LAP TIME	MPH	DIFF	TIME OF DAY
1 -		43.439	22.667	1:43.453	84.67	6.070	14:56:38.593
2 -	31.709	43.845	22.709	1:38.263 (3)	89.14	0.880	14:58:16.856
3 -	31.326	43.408	22.649	1:37.383 (1)	89.95		14:59:54.239
4 -	32.070	43.856	22.638	1:38.564	88.87	1.181	15:01:32.803
5 -	31.490	43.549	23.191	1:38.230 (2)	89.17	0.847	15:03:11.033
6 -	31.744	43.933	23.410	1:39.087	88.40	1.704	15:04:50.120

P13 17 U		Jordan KILLWORTH		Kawasaki ZX-10R - Skyline			
IDEAL LAP TIME : 1:36.957		BEST LAP TIME : 1:37.020		DIFFERENCE : 0.063			
LAP	SECTOR 1	SECTOR 2	SECTOR 3	LAP TIME	MPH	DIFF	TIME OF DAY
1 -		44.630	23.671	1:46.926	81.92	9.906	14:56:42.066
2 -	31.744	43.716	23.113	1:38.573 (3)	88.86	1.553	14:58:20.639
3 -	31.965	43.897	22.860	1:38.722	88.73	1.702	14:59:59.361
4 -	31.751	44.190	23.152	1:39.093	88.40	2.073	15:01:38.454
5 -	31.665	43.416	22.898	1:37.979 (2)	89.40	0.959	15:03:16.433
6 -	30.812	43.285	22.923	1:37.020 (1)	90.28		15:04:53.453

P14 78 U		Jamie THOMAS		Suzuki GSXR 1000 - Team RubyRacing			
IDEAL LAP TIME : 1:38.313		BEST LAP TIME : 1:38.768		DIFFERENCE : 0.455			
LAP	SECTOR 1	SECTOR 2	SECTOR 3	LAP TIME	MPH	DIFF	TIME OF DAY
1 -		44.301	23.103	1:45.783	82.80	7.015	14:56:40.923
2 -	31.599	44.169	23.000	1:38.768 (1)	88.69		14:58:19.691
3 -	31.964	43.723	23.105	1:38.792 (2)	88.66	0.024	14:59:58.483
4 -	32.324	44.366	23.102	1:39.792	87.78	1.024	15:01:38.275
5 -	31.590	44.122	23.171	1:38.883 (3)	88.58	0.115	15:03:17.158
6 -	31.652	44.710	23.259	1:39.621	87.93	0.853	15:04:56.779

P15 77 E		David MAY		Suzuki GSXR 750 K1 - ELP Racing			
IDEAL LAP TIME : 1:38.168		BEST LAP TIME : 1:38.205		DIFFERENCE : 0.037			
LAP	SECTOR 1	SECTOR 2	SECTOR 3	LAP TIME	MPH	DIFF	TIME OF DAY
1 -		45.420	23.331	1:47.899	81.18	9.694	14:56:43.039
2 -	31.748	44.233	22.985	1:38.966	88.51	0.761	14:58:22.005
3 -	32.117	44.108	23.114	1:39.339	88.18	1.134	15:00:01.344
4 -	31.714	44.054	23.041	1:38.809 (3)	88.65	0.604	15:01:40.153
5 -	31.277	43.906	23.022	1:38.205 (1)	89.19		15:03:18.358
6 -	31.562	43.960	23.079	1:38.601 (2)	88.84	0.396	15:04:56.959

Weather / Track : Sunny / Dry

Brands Hatch GP
Circuit Length = 2.4332 miles
Start: 14:54 Flag 15:04 End: 15:06

BMCR - MRO Championships 2021 - Rnd 4 @ Brands Hatch GP

Thunderbike Extreme & Ultra

RACE 8 - SECTOR ANALYSIS



SECTOR 1 = FL to I1, SECTOR 2 = I1 to I2, SECTOR 3 = I2 to FL, DIFF = Difference To Personal Best Lap, P = Crossed Finish Line in Pit Lane, D = Time Disallowed

P16 117 E		Raymond STAGG		Suzuki K2 750 -			
IDEAL LAP TIME : 1:37.829		BEST LAP TIME : 1:37.829		DIFFERENCE : 0.000			
LAP	SECTOR 1	SECTOR 2	SECTOR 3	LAP TIME	MPH	DIFF	TIME OF DAY
1 -		45.770	24.435	1:49.646	79.89	11.817	14:56:44.786
2 -	32.227	44.599	23.039	1:39.865	87.71	2.036	14:58:24.651
3 -	31.424	43.750	23.006	1:38.180 (2)	89.22	0.351	15:00:02.831
4 -	31.336	44.038	23.046	1:38.420 (3)	89.00	0.591	15:01:41.251
5 -	31.327	43.566	22.936	1:37.829 (1)	89.54		15:03:19.080
6 -	31.666	44.513	23.320	1:39.499	88.03	1.670	15:04:58.579

P17 138 E		James REVELEY		Yamaha R6 - PCN Racing			
IDEAL LAP TIME : 1:38.570		BEST LAP TIME : 1:38.924		DIFFERENCE : 0.354			
LAP	SECTOR 1	SECTOR 2	SECTOR 3	LAP TIME	MPH	DIFF	TIME OF DAY
1 -		45.266	23.438	1:48.263	80.91	9.339	14:56:43.403
2 -	31.638	44.241	23.045	1:38.924 (1)	88.55		14:58:22.327
3 -	32.155	44.333	22.953	1:39.441	88.09	0.517	15:00:01.768
4 -	31.808	44.142	23.145	1:39.095	88.39	0.171	15:01:40.863
5 -	31.863	43.979	23.127	1:38.969 (3)	88.51	0.045	15:03:19.832
6 -	31.655	44.053	23.260	1:38.968 (2)	88.51	0.044	15:04:58.800

P18 129 E		Derek CRIPPS		Yamaha R1 - Kelly Cripps - Team FBR			
IDEAL LAP TIME : 1:38.291		BEST LAP TIME : 1:38.291		DIFFERENCE : 0.000			
LAP	SECTOR 1	SECTOR 2	SECTOR 3	LAP TIME	MPH	DIFF	TIME OF DAY
1 -		45.335	23.881	1:48.975	80.38	10.684	14:56:44.115
2 -	31.719	44.536	23.512	1:39.767	87.80	1.476	14:58:23.882
3 -	31.916	44.431	23.217	1:39.564	87.98	1.273	15:00:03.446
4 -	31.306	43.882	23.321	1:38.509 (2)	88.92	0.218	15:01:41.955
5 -	31.347	43.995	23.302	1:38.644 (3)	88.80	0.353	15:03:20.599
6 -	31.298	43.842	23.151	1:38.291 (1)	89.12		15:04:58.890

P19 165 U		Richard BUTT		Suzuki GSXR1000 -			
IDEAL LAP TIME : 1:39.292		BEST LAP TIME : 1:39.484		DIFFERENCE : 0.192			
LAP	SECTOR 1	SECTOR 2	SECTOR 3	LAP TIME	MPH	DIFF	TIME OF DAY
1 -		45.577	23.655	1:49.303	80.14	9.819	14:56:44.443
2 -	32.045	45.511	23.250	1:40.806	86.89	1.322	14:58:25.249
3 -	31.918	45.138	23.317	1:40.373 (2)	87.27	0.889	15:00:05.622
4 -	32.175	45.307	22.926	1:40.408 (3)	87.24	0.924	15:01:46.030
5 -	31.878	44.488	23.118	1:39.484 (1)	88.05		15:03:25.514
6 -	32.172	45.258	23.506	1:40.936	86.78	1.452	15:05:06.450

P20 55 E		Nick HODGINS		Suzuki GSXR 750 - Dad, Claire, Super Sam, ASR, Caz			
IDEAL LAP TIME : 1:41.914		BEST LAP TIME : 1:42.072		DIFFERENCE : 0.158			
LAP	SECTOR 1	SECTOR 2	SECTOR 3	LAP TIME	MPH	DIFF	TIME OF DAY
1 -		47.454	23.997	1:52.695	77.73	10.623	14:56:47.835
2 -	32.442	47.114	24.021	1:43.577	84.57	1.505	14:58:31.412
3 -	32.545	45.808	23.719	1:42.072 (1)	85.82		15:00:13.484
4 -	32.756	46.257	23.784	1:42.797 (3)	85.21	0.725	15:01:56.281
5 -	32.474	46.035	23.954	1:42.463 (2)	85.49	0.391	15:03:38.744
6 -	32.387	46.735	24.023	1:43.145	84.92	1.073	15:05:21.889

BMCRC - MRO Championships 2021 - Rnd 4 @ Brands Hatch GP

Thunderbike Extreme & Ultra

RACE 8 - SECTOR ANALYSIS



SECTOR 1 = FL to I1, SECTOR 2 = I1 to I2, SECTOR 3 = I2 to FL, DIFF = Difference To Personal Best Lap, P = Crossed Finish Line in Pit Lane, D = Time Disallowed

P21 22 E		Matthew MAY		Honda CBR600F3 - Late Breakers			
IDEAL LAP TIME : 1:42.199		BEST LAP TIME : 1:42.342		DIFFERENCE : 0.143			
LAP	SECTOR 1	SECTOR 2	SECTOR 3	LAP TIME	MPH	DIFF	TIME OF DAY
1 -		45.883	24.346	1:51.006	78.91	8.664	14:56:46.146
2 -	33.107	45.644	24.519	1:43.270 (3)	84.82	0.928	14:58:29.416
3 -	33.232	46.099	24.691	1:44.022	84.21	1.680	15:00:13.438
4 -	32.947	46.299	24.516	1:43.762	84.42	1.420	15:01:57.200
5 -	32.498	46.177	24.235	1:42.910 (2)	85.12	0.568	15:03:40.110
6 -	32.640	45.466	24.236	1:42.342 (1)	85.59		15:05:22.452

P22 28 E		David SPENCER		Suzuki GSXR 600 -			
IDEAL LAP TIME : 1:41.503		BEST LAP TIME : 1:41.540		DIFFERENCE : 0.037			
LAP	SECTOR 1	SECTOR 2	SECTOR 3	LAP TIME	MPH	DIFF	TIME OF DAY
1 -		45.438	24.490	1:50.505	79.27	8.965	14:56:45.645
2 -	32.853	44.907	23.780	1:41.540 (1)	86.26		14:58:27.185
3 -	34.284	47.080	25.192	1:46.556	82.20	5.016	15:00:13.741
4 -	34.066	46.320	24.626	1:45.012	83.41	3.472	15:01:58.753
5 -	33.426	45.715	24.609	1:43.750 (3)	84.43	2.210	15:03:42.503
6 -	32.816	45.645	24.326	1:42.787 (2)	85.22	1.247	15:05:25.290

P23 66 E		Mitch DUCRAN		Suzuki SV650 - JP Haulage			
IDEAL LAP TIME : 1:43.143		BEST LAP TIME : 1:43.744		DIFFERENCE : 0.601			
LAP	SECTOR 1	SECTOR 2	SECTOR 3	LAP TIME	MPH	DIFF	TIME OF DAY
1 -		48.772	24.826	1:54.499	76.50	10.755	14:56:49.639
2 -	32.643	47.499	24.938	1:45.080 (3)	83.36	1.336	14:58:34.719
3 -	33.696	48.233	24.665	1:46.594	82.17	2.850	15:00:21.313
4 -	32.648	46.591	26.390	1:45.629	82.93	1.885	15:02:06.942
5 -	32.271	46.976	24.647	1:43.894 (2)	84.31	0.150	15:03:50.836
6 -	32.872	46.424	24.448	1:43.744 (1)	84.43		15:05:34.580

P24 23 U		Justin ROSE		Yamaha R1 -			
IDEAL LAP TIME : 1:44.598		BEST LAP TIME : 1:44.955		DIFFERENCE : 0.357			
LAP	SECTOR 1	SECTOR 2	SECTOR 3	LAP TIME	MPH	DIFF	TIME OF DAY
1 -		47.397	24.092	1:52.488	77.87	7.533	14:56:47.628
2 -	34.046	48.082	24.609	1:46.737	82.06	1.782	14:58:34.365
3 -	34.043	47.516	24.085	1:45.644	82.91	0.689	15:00:20.009
4 -	33.435	47.078	24.442	1:44.955 (1)	83.46		15:02:04.964
5 -	33.688	47.239	24.214	1:45.141 (2)	83.31	0.186	15:03:50.105
6 -	33.906	47.264	24.222	1:45.392 (3)	83.11	0.437	15:05:35.497

P25 35 E		Stephen HARVEY		Yamaha YZF R1 -			
IDEAL LAP TIME : 1:43.394		BEST LAP TIME : 1:43.912		DIFFERENCE : 0.518			
LAP	SECTOR 1	SECTOR 2	SECTOR 3	LAP TIME	MPH	DIFF	TIME OF DAY
1 -		48.089	24.854	1:55.001	76.17	11.089	14:56:50.141
2 -	33.157	47.300	25.094	1:45.551	82.99	1.639	14:58:35.692
3 -	34.073	48.166	24.638	1:46.877	81.96	2.965	15:00:22.569
4 -	33.697	46.798	24.439	1:44.934 (3)	83.47	1.022	15:02:07.503
5 -	33.554	46.314	24.044	1:43.912 (1)	84.30		15:03:51.415
6 -	33.183	47.279	23.923	1:44.385 (2)	83.91	0.473	15:05:35.800

Weather / Track : Sunny / Dry

Brands Hatch GP
Circuit Length = 2.4332 miles
Start: 14:54 Flag 15:04 End: 15:06

BMCR - MRO Championships 2021 - Rnd 4 @ Brands Hatch GP

Thunderbike Extreme & Ultra

RACE 8 - SECTOR ANALYSIS



SECTOR 1 = FL to I1, SECTOR 2 = I1 to I2, SECTOR 3 = I2 to FL, DIFF = Difference To Personal Best Lap, P = Crossed Finish Line in Pit Lane, D = Time Disallowed

P26 999 E		Jack DWYER		Honda CBR 1000RR -			
IDEAL LAP TIME : 1:43.616		BEST LAP TIME : 1:43.906		DIFFERENCE : 0.290			
LAP	SECTOR 1	SECTOR 2	SECTOR 3	LAP TIME	MPH	DIFF	TIME OF DAY
1 -		47.729	24.354	1:54.459	76.53	10.553	14:56:49.599
2 -	33.782	47.763	24.284	1:45.829	82.77	1.923	14:58:35.428
3 -	33.652	48.524	24.221	1:46.397	82.33	2.491	15:00:21.825
4 -	33.429	47.560	24.333	1:45.322 (2)	83.17	1.416	15:02:07.147
5 -	33.519	46.307	24.080	1:43.906 (1)	84.30		15:03:51.053
6 -	33.229	48.209	24.367	1:45.805 (3)	82.79	1.899	15:05:36.858

P27 171 E		Daniel GIBBS		Suzuki GSXR 750 Y - Thomas Racing			
IDEAL LAP TIME : 1:43.872		BEST LAP TIME : 1:44.025		DIFFERENCE : 0.153			
LAP	SECTOR 1	SECTOR 2	SECTOR 3	LAP TIME	MPH	DIFF	TIME OF DAY
1 -		48.513	25.070	1:56.225	75.36	12.200	14:56:51.365
2 -	33.939	47.796	24.446	1:46.181	82.49	2.156	14:58:37.546
3 -	33.452	47.636	24.433	1:45.521	83.01	1.496	15:00:23.067
4 -	33.619	47.137	24.691	1:45.447 (3)	83.07	1.422	15:02:08.514
5 -	33.135	46.787	24.585	1:44.507 (2)	83.82	0.482	15:03:53.021
6 -	32.950	46.940	24.135	1:44.025 (1)	84.20		15:05:37.046

P28 21 U		Danny BRENNAN		Yamaha R1 - Greenplantuk			
IDEAL LAP TIME : 1:43.319		BEST LAP TIME : 1:43.746		DIFFERENCE : 0.427			
LAP	SECTOR 1	SECTOR 2	SECTOR 3	LAP TIME	MPH	DIFF	TIME OF DAY
1 -		47.899	24.412	1:53.822	76.96	10.076	14:56:48.962
2 -	33.055	48.135	24.429	1:45.619 (3)	82.93	1.873	14:58:34.581
3 -	34.162	47.634	24.037	1:45.833	82.77	2.087	15:00:20.414
4 -	36.016	48.727	24.331	1:49.074	80.31	5.328	15:02:09.488
5 -	32.706	46.576	24.464	1:43.746 (1)	84.43		15:03:53.234
6 -	33.217	46.650	24.313	1:44.180 (2)	84.08	0.434	15:05:37.414

P29 46 E		Adrian DRAPER		Suzuki GSXR 750 - droopy racing uk			
IDEAL LAP TIME : 1:44.289		BEST LAP TIME : 1:44.692		DIFFERENCE : 0.403			
LAP	SECTOR 1	SECTOR 2	SECTOR 3	LAP TIME	MPH	DIFF	TIME OF DAY
1 -		48.134	25.178	1:56.460	75.21	11.768	14:56:51.600
2 -	33.533	47.274	24.744	1:45.551 (3)	82.99	0.859	14:58:37.151
3 -	33.270	47.929	24.645	1:45.844	82.76	1.152	15:00:22.995
4 -	33.758	48.674	24.615	1:47.047	81.83	2.355	15:02:10.042
5 -	33.087	46.592	25.013	1:44.692 (1)	83.67		15:03:54.734
6 -	33.322	47.268	24.610	1:45.200 (2)	83.26	0.508	15:05:39.934

P30 72 U		Kevin MILLER		Honda CBR1000RR - Mechanical Air Supplies Ltd			
IDEAL LAP TIME : 1:44.411		BEST LAP TIME : 1:44.531		DIFFERENCE : 0.120			
LAP	SECTOR 1	SECTOR 2	SECTOR 3	LAP TIME	MPH	DIFF	TIME OF DAY
1 -		48.915	24.699	1:57.155	74.77	12.624	14:56:52.295
2 -	34.182	48.040	24.125	1:46.347	82.37	1.816	14:58:38.642
3 -	33.710	46.969	24.154	1:44.833 (2)	83.55	0.302	15:00:23.475
4 -	33.829	48.706	24.435	1:46.970	81.89	2.439	15:02:10.445
5 -	33.945	46.995	24.068	1:45.008 (3)	83.42	0.477	15:03:55.453
6 -	33.406	47.089	24.036	1:44.531 (1)	83.80		15:05:39.984

BMCR - MRO Championships 2021 - Rnd 4 @ Brands Hatch GP

Thunderbike Extreme & Ultra

RACE 8 - SECTOR ANALYSIS



SECTOR 1 = FL to I1, SECTOR 2 = I1 to I2, SECTOR 3 = I2 to FL, DIFF = Difference To Personal Best Lap, P = Crossed Finish Line in Pit Lane, D = Time Disallowed

P31 6 E		Andrew FIRTH		Yamaha YZF-R1 - LTRmotorcycles.co.uk / Palmer Race Skool /			
IDEAL LAP TIME : 1:44.839		BEST LAP TIME : 1:44.839		DIFFERENCE : 0.000			
LAP	SECTOR 1	SECTOR 2	SECTOR 3	LAP TIME	MPH	DIFF	TIME OF DAY
1 -		48.745	25.130	1:56.878	74.94	12.039	14:56:52.018
2 -	34.268	47.589	25.259	1:47.116	81.77	2.277	14:58:39.134
3 -	34.389	47.193	24.916	1:46.498	82.25	1.659	15:00:25.632
4 -	34.719	46.986	24.633	1:46.338 (3)	82.37	1.499	15:02:11.970
5 -	33.788	47.162	24.771	1:45.721 (2)	82.85	0.882	15:03:57.691
6 -	33.469	46.774	24.596	1:44.839 (1)	83.55		15:05:42.530

P32 24 E		Mark REYNOLDS		Aprilia MILLE -			
IDEAL LAP TIME : 1:44.301		BEST LAP TIME : 1:44.546		DIFFERENCE : 0.245			
LAP	SECTOR 1	SECTOR 2	SECTOR 3	LAP TIME	MPH	DIFF	TIME OF DAY
1 -		49.232	25.688	2:00.218	72.86	15.672	14:56:55.358
2 -	34.498	48.000	24.617	1:47.115	81.77	2.569	14:58:42.473
3 -	34.729	48.415	24.711	1:47.855	81.21	3.309	15:00:30.328
4 -	34.362	47.413	24.927	1:46.702 (3)	82.09	2.156	15:02:17.030
5 -	33.224	46.704	24.618	1:44.546 (1)	83.78		15:04:01.576
6 -	33.587	46.893	24.373	1:44.853 (2)	83.54	0.307	15:05:46.429

P33 14 E		Nick KILLWORTH		Aprillia RSV MILLE - Bk Evans racing			
IDEAL LAP TIME : 1:44.447		BEST LAP TIME : 1:44.467		DIFFERENCE : 0.020			
LAP	SECTOR 1	SECTOR 2	SECTOR 3	LAP TIME	MPH	DIFF	TIME OF DAY
1 -		49.285	25.848	2:00.768	72.53	16.301	14:56:55.908
2 -	34.397	48.503	25.379	1:48.279	80.90	3.812	14:58:44.187
3 -	34.303	47.438	24.758	1:46.499 (3)	82.25	2.032	15:00:30.686
4 -	34.757	47.797	24.583	1:47.137	81.76	2.670	15:02:17.823
5 -	33.052	47.004	24.411	1:44.467 (1)	83.85		15:04:02.290
6 -	33.442	46.984	24.481	1:44.907 (2)	83.50	0.440	15:05:47.197

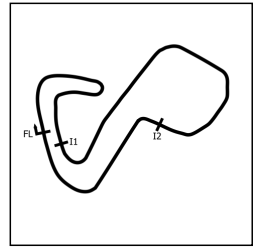
P34 7 U		Seb JENKINS		Suzuki GSX-R 1000 - Mupo Race Suspension - Enpro - DDA gr			
IDEAL LAP TIME : 1:46.080		BEST LAP TIME : 1:46.080		DIFFERENCE : 0.000			
LAP	SECTOR 1	SECTOR 2	SECTOR 3	LAP TIME	MPH	DIFF	TIME OF DAY
1 -		48.489	24.564	1:57.623	74.47	11.543	14:56:52.763
2 -	35.072	49.160	24.904	1:49.136	80.26	3.056	14:58:41.899
3 -	35.046	48.271	24.610	1:47.927 (3)	81.16	1.847	15:00:29.826
4 -	35.148	48.501	24.888	1:48.537	80.70	2.457	15:02:18.363
5 -	35.036	48.154	24.369	1:47.559 (2)	81.44	1.479	15:04:05.922
6 -	34.527	47.334	24.219	1:46.080 (1)	82.57		15:05:52.002

P35 103 E		Craig GOFFORD		Yamaha R1 4XV - Meala Racing Development			
IDEAL LAP TIME : 1:46.333		BEST LAP TIME : 1:46.333		DIFFERENCE : 0.000			
LAP	SECTOR 1	SECTOR 2	SECTOR 3	LAP TIME	MPH	DIFF	TIME OF DAY
1 -		49.066	25.572	2:00.891	72.46	14.558	14:56:56.031
2 -	35.232	47.810	25.156	1:48.198	80.96	1.865	14:58:44.229
3 -	35.145	47.801	24.911	1:47.857	81.21	1.524	15:00:32.086
4 -	34.652	47.531	24.626	1:46.809 (2)	82.01	0.476	15:02:18.895
5 -	35.125	48.016	24.677	1:47.818 (3)	81.24	1.485	15:04:06.713
6 -	34.613	47.202	24.518	1:46.333 (1)	82.38		15:05:53.046

BMCRC - MRO Championships 2021 - Rnd 4 @ Brands Hatch GP

Thunderbike Extreme & Ultra

RACE 8 - SECTOR ANALYSIS



SECTOR 1 = FL to I1, SECTOR 2 = I1 to I2, SECTOR 3 = I2 to FL, DIFF = Difference To Personal Best Lap, P = Crossed Finish Line in Pit Lane, D = Time Disallowed

P36 23 E		Claire BECKETT		Suzuki SV650 - P Sheils & Sons			
IDEAL LAP TIME : 1:47.913		BEST LAP TIME : 1:47.977		DIFFERENCE : 0.064			
LAP	SECTOR 1	SECTOR 2	SECTOR 3	LAP TIME	MPH	DIFF	TIME OF DAY
1 -		49.722	25.516	1:58.869	73.69	10.892	14:56:54.009
2 -	34.545	49.780	25.575	1:49.900	79.70	1.923	14:58:43.909
3 -	34.369	49.530	25.558	1:49.457 (3)	80.02	1.480	15:00:33.366
4 -	34.461	48.229	25.538	1:48.228 (2)	80.93	0.251	15:02:21.594
5 -	34.257	48.293	25.427	1:47.977 (1)	81.12		15:04:09.571
6 -	34.650	48.447	26.370	1:49.467	80.02	1.490	15:05:59.038

P37 133 E		Carlo BOTTIGLIERI		Yamaha YZF R1 - TMT RACING			
IDEAL LAP TIME : 1:54.094		BEST LAP TIME : 1:54.660		DIFFERENCE : 0.566			
LAP	SECTOR 1	SECTOR 2	SECTOR 3	LAP TIME	MPH	DIFF	TIME OF DAY
1 -		51.430	26.607	2:03.945	70.67	9.285	14:56:59.085
2 -	37.798	52.162	27.167	1:57.127 (3)	74.78	2.467	14:58:56.212
3 -	38.702	53.533	27.468	1:59.703	73.17	5.043	15:00:55.915
4 -	38.936	52.155	25.970	1:57.061 (2)	74.83	2.401	15:02:52.976
5 -	37.052	51.072	26.536	1:54.660 (1)	76.39		15:04:47.636

P38 18 E		Stuart ALBON		Honda 954 FIREBLADE - Winter Sun Skydiving			
IDEAL LAP TIME : 1:54.932		BEST LAP TIME : 1:55.585		DIFFERENCE : 0.653			
LAP	SECTOR 1	SECTOR 2	SECTOR 3	LAP TIME	MPH	DIFF	TIME OF DAY
1 -		53.194	26.598	2:07.571	68.66	11.986	14:57:02.711
2 -	37.020	52.309	26.256	1:55.585 (1)	75.78		14:58:58.296
3 -	37.136	54.499	26.226	1:57.861	74.32	2.276	15:00:56.157
4 -	37.672	52.775	25.603	1:56.050 (2)	75.48	0.465	15:02:52.207
5 -	37.493	53.722	25.892	1:57.107 (3)	74.80	1.522	15:04:49.314

BMCRC - MRO Championships 2021 - Rnd 4 @ Brands Hatch GP

Thunderbike Extreme & Ultra

RACE 8 - BEST SECTORS

SECTOR 1			SECTOR 2			SECTOR 3			IDEAL / BEST COMPARISON						
POS	NO	NAME	TIME	NO	NAME	TIME	NO	NAME	TIME	POS	NO	NAME	IDEAL	BEST	DIFF
												PERFECT LAP	1:32.227		
1	43	PALMER	29.267	43	PALMER	41.387	43	PALMER	21.573	1	43	PALMER	1:32.227	1:32.353	0.126
2	11	HARVEY	29.611	11	HARVEY	41.856	11	HARVEY	21.705	2	11	HARVEY	1:33.172	1:33.342	0.170
3	5	KILLWORTH	30.194	275	WILBY	42.371	29	DINSMORE	21.911	3	29	DINSMORE	1:34.552	1:34.848	0.296
4	29	DINSMORE	30.254	5	KILLWORTH	42.385	275	WILBY	21.945	4	5	KILLWORTH	1:34.659	1:35.166	0.507
5	76	BYARD	30.293	29	DINSMORE	42.387	5	KILLWORTH	22.080	5	275	WILBY	1:34.796	1:34.869	0.073
6	961	SIM	30.342	1	SAUNDERS	42.746	76	BYARD	22.252	6	76	BYARD	1:35.419	1:35.626	0.207
7	1	SAUNDERS	30.479	961	SIM	42.786	63	WREN	22.326	7	1	SAUNDERS	1:35.642	1:35.954	0.312
8	275	WILBY	30.480	76	BYARD	42.874	1	SAUNDERS	22.417	8	961	SIM	1:35.959	1:36.140	0.181
9	17	KILLWORTH	30.812	102	FEARN	43.225	102	FEARN	22.525	9	20	SWYER	1:36.825	1:37.136	0.311
10	20	SWYER	30.921	17	KILLWORTH	43.285	20	SWYER	22.561	10	63	WREN	1:36.833	1:36.922	0.089
11	63	WREN	30.974	20	SWYER	43.343	41	ABRAHAM	22.638	11	17	KILLWORTH	1:36.957	1:37.020	0.063
12	102	FEARN	31.212	41	ABRAHAM	43.408	961	SIM	22.831	12	102	FEARN	1:36.962	1:37.016	0.054
13	77	MAY	31.277	63	WREN	43.533	17	KILLWORTH	22.860	13	41	ABRAHAM	1:37.372	1:37.383	0.011
14	129	CRIPPS	31.298	117	STAGG	43.566	165	BUTT	22.926	14	117	STAGG	1:37.829	1:37.829	0.000
15	41	ABRAHAM	31.326	78	THOMAS	43.723	117	STAGG	22.936	15	77	MAY	1:38.168	1:38.205	0.037
16	117	STAGG	31.327	129	CRIPPS	43.842	138	REVELEY	22.953	16	129	CRIPPS	1:38.291	1:38.291	0.000
17	78	THOMAS	31.590	77	MAY	43.906	77	MAY	22.985	17	78	THOMAS	1:38.313	1:38.768	0.455
18	138	REVELEY	31.638	138	REVELEY	43.979	78	THOMAS	23.000	18	138	REVELEY	1:38.570	1:38.924	0.354
19	165	BUTT	31.878	165	BUTT	44.488	129	CRIPPS	23.151	19	165	BUTT	1:39.292	1:39.484	0.192
20	66	DUCRAN	32.271	28	SPENCER	44.907	55	HODGINS	23.719	20	28	SPENCER	1:41.503	1:41.540	0.037
21	55	HODGINS	32.387	22	MAY	45.466	28	SPENCER	23.780	21	55	HODGINS	1:41.914	1:42.072	0.158
22	22	MAY	32.498	55	HODGINS	45.808	35	HARVEY	23.923	22	22	MAY	1:42.199	1:42.342	0.143
23	21	BRENNAN	32.706	999	DWYER	46.307	72	MILLER	24.036	23	66	DUCRAN	1:43.143	1:43.744	0.601
24	28	SPENCER	32.816	35	HARVEY	46.314	21	BRENNAN	24.037	24	21	BRENNAN	1:43.319	1:43.746	0.427
25	171	GIBBS	32.950	66	DUCRAN	46.424	999	DWYER	24.080	25	35	HARVEY	1:43.394	1:43.912	0.518
26	14	KILLWORTH	33.052	21	BRENNAN	46.576	23	ROSE	24.085	26	999	DWYER	1:43.616	1:43.906	0.290
27	46	DRAPER	33.087	46	DRAPER	46.592	171	GIBBS	24.135	27	171	GIBBS	1:43.872	1:44.025	0.153
28	35	HARVEY	33.157	24	REYNOLDS	46.704	7	JENKINS	24.219	28	46	DRAPER	1:44.289	1:44.692	0.403
29	24	REYNOLDS	33.224	6	FIRTH	46.774	22	MAY	24.235	29	24	REYNOLDS	1:44.301	1:44.546	0.245
30	999	DWYER	33.229	171	GIBBS	46.787	24	REYNOLDS	24.373	30	72	MILLER	1:44.411	1:44.531	0.120
31	72	MILLER	33.406	72	MILLER	46.969	14	KILLWORTH	24.411	31	14	KILLWORTH	1:44.447	1:44.467	0.020
32	23	ROSE	33.435	14	KILLWORTH	46.984	66	DUCRAN	24.448	32	23	ROSE	1:44.598	1:44.955	0.357
33	6	FIRTH	33.469	23	ROSE	47.078	103	GOFFORD	24.518	33	6	FIRTH	1:44.839	1:44.839	0.000
34	23	BECKETT	34.257	103	GOFFORD	47.202	6	FIRTH	24.596	34	7	JENKINS	1:46.080	1:46.080	0.000
35	7	JENKINS	34.527	7	JENKINS	47.334	46	DRAPER	24.610	35	103	GOFFORD	1:46.333	1:46.333	0.000
36	103	GOFFORD	34.613	234	GILBERT	48.211	23	BECKETT	25.427	36	23	BECKETT	1:47.913	1:47.977	0.064
37	18	ALBON	37.020	23	BECKETT	48.229	18	ALBON	25.603	37	133	BOTTIGLIERI	1:54.094	1:54.660	0.566
38	133	BOTTIGLIERI	37.052	133	BOTTIGLIERI	51.072	133	BOTTIGLIERI	25.970	38	18	ALBON	1:54.932	1:55.585	0.653
39				18	ALBON	52.309									

Weather / Track : Sunny / Dry

Brands Hatch GP

Circuit Length = 2.4332 miles

Start: 14:54 Flag 15:04 End: 15:06

Results can be found at www.tsl-timing.com

Printed - 15:06 Saturday, 17 July 2021

BMCRC - MRO Championships 2021 - Rnd 4 @ Brands Hatch GP

Thunderbike Extreme & Ultra

RACE 8 - STATISTICS

Competitors Started 39
Planned Start 2021-07-17 @ 14:20:00.000
Actual Start 2021-07-17 @ 14:54:55.139
Finish Time 2021-07-17 @ 15:04:19.707
Track Length 2.4332mi.
Total Laps 226
Total Distance Covered 549.9234mi.

Session Fastest Lap History

NO	CL	NAME	LAP TIME	TIME OF DAY	LAP	VEHICLE
11	U	Josh HARVEY	1:38.637	14:56:33.798	1	Yamaha R1
11	U	Josh HARVEY	1:33.342	14:58:07.140	2	Yamaha R1
43	U	Steve PALMER	1:32.735	14:59:40.888	3	Suzuki GSXR1000 K6
43	U	Steve PALMER	1:32.353	15:04:19.720	6	Suzuki GSXR1000 K6

Session Leader History

NO	CL	NAME	FROM LAP	LAPS LED	DISTANCE	VEHICLE
11	U	Josh HARVEY	1	3	7.29 miles	Yamaha R1
43	U	Steve PALMER	4	3	7.29 miles	Suzuki GSXR1000 K6

Flag History

TYPE	TIME OF DAY
GREEN	14:54:55.139
FINISH	15:04:19.707

Flag Statistics

TYPE	COUNT	TOTAL LAPS	TOTAL TIME
Green	1	6	11:12.681
Red	0	0	0.000
Safety Car	0	0	0.000
FCY	0	0	0.000

BMCRC - MRO Championships 2021 - Rnd 4 @ Brands Hatch GP

Thunderbike Extreme & Ultra

RACE 8 - STATISTICS

CLASS : E

23 Starters

Fastest Lap History

NO	NAME	LAP TIME	TIME OF DAY	LAP	VEHICLE
961	Jack SIM	1:42.196	14:56:37.347	1	Yamaha R6
961	Jack SIM	1:36.611	14:58:13.957	2	Yamaha R6
1	Andrew SAUNDERS	1:36.368	14:58:14.502	2	Suzuki GSXR
1	Andrew SAUNDERS	1:35.954	14:59:50.457	3	Suzuki GSXR
76	Jason BYARD	1:35.626	15:03:03.325	5	Suzuki GSXR750

Leader History

NO	NAME	FROM LAP	LAPS LED	DISTANCE	VEHICLE
961	Jack SIM	1	2	4.86 miles	Yamaha R6
1	Andrew SAUNDERS	3	3	7.29 miles	Suzuki GSXR
76	Jason BYARD	6	1	2.43 miles	Suzuki GSXR750

BMCRC - MRO Championships 2021 - Rnd 4 @ Brands Hatch GP

Thunderbike Extreme & Ultra

RACE 8 - STATISTICS

CLASS : U

16 Starters

Fastest Lap History

NO	NAME	LAP TIME	TIME OF DAY	LAP	VEHICLE
11	Josh HARVEY	1:38.637	14:56:33.798	1	Yamaha R1
11	Josh HARVEY	1:33.342	14:58:07.140	2	Yamaha R1
43	Steve PALMER	1:32.735	14:59:40.888	3	Suzuki GSXR1000 K6
43	Steve PALMER	1:32.353	15:04:19.720	6	Suzuki GSXR1000 K6

Leader History

NO	NAME	FROM LAP	LAPS LED	DISTANCE	VEHICLE
11	Josh HARVEY	1	3	7.29 miles	Yamaha R1
43	Steve PALMER	4	3	7.29 miles	Suzuki GSXR1000 K6

BMCRC - MRO Championships 2021 - Rnd 4 @ Brands Hatch GP



Thunderbike Extreme & Ultra

RACE 18 - GRID (6 Laps)



ROW 15	45		44		43	201 Scott WEST
ROW 14	42	90 Edward WATSON	41	37 Ricky WOODS	40	82 Matt HINNELLS
ROW 13	39	234 Donald GILBERT	38	18 1:55.585 Stuart ALBON	37	133 1:54.660 Carlo BOTTIGLIERI
ROW 12	36	23 1:47.977 Claire BECKETT	35	103 1:46.333 Craig GOFFORD	34	7 1:46.080 Seb JENKINS
ROW 11	33	23 1:44.955 Justin ROSE	32	6 1:44.839 Andrew FIRTH	31	46 1:44.692 Adrian DRAPER
ROW 10	30	24 1:44.546 Mark REYNOLDS	29	72 1:44.531 Kevin MILLER	28	14 1:44.467 Nick KILLWORTH
ROW 9	27	171 1:44.025 Daniel GIBBS	26	35 1:43.912 Stephen HARVEY	25	999 1:43.906 Jack DWYER
ROW 8	24	21 1:43.746 Danny BRENNAN	23	66 1:43.744 Mitch DUCRAN	22	22 1:42.342 Matthew MAY
ROW 7	21	55 1:42.072 Nick HODGINS	20	28 1:41.540 David SPENCER	19	165 1:39.484 Richard BUTT
ROW 6	18	138 1:38.924 James REVELEY	17	78 1:38.768 Jamie THOMAS	16	129 1:38.291 Derek CRIPPS
ROW 5	15	77 1:38.205 David MAY	14	117 1:37.829 Raymond STAGG	13	41 1:37.383 David ABRAHAM
ROW 4	12	20 1:37.136 Connor SWYER	11	17 1:37.020 Jordan KILLWORTH	10	102 1:37.016 James FEARN
ROW 3	9	63 1:36.922 Matthew WREN	8	961 1:36.140 Jack SIM	7	1 1:35.954 Andrew SAUNDERS
ROW 2	6	76 1:35.626 Jason BYARD	5	5 1:35.166 Stacey KILLWORTH	4	275 1:34.869 Mark WILBY
ROW 1	3	29 1:34.848 Cecil DINSMORE	2	11 1:33.342 Josh HARVEY	1	43 1:32.353 Steve PALMER

Pole

Brands Hatch GP

Circuit Length = 2.4332 miles

These results are provisional until the conclusion of any judicial and technical matters.

Clerk Of Course :	Stewards :	Timekeeper : Craig Smith
-------------------	------------	--------------------------

Results can be found at www.tsl-timing.com

Printed - 15:08 Saturday, 17 July 2021



BMCRC - MRO Championships 2021 - Rnd 4 @ Brands Hatch GP

Thunderbike Extreme & Ultra RACE 18 - CLASSIFICATION



POS	NO	CL	PIC NAME	ENTRY	LAPS	TIME	GAP	DIFF	MPH	BEST	ON
1	43	U	1 Steve PALMER	Suzuki GSXR1000 K6 - K6/Mk1 Transit racing	6	9:23.795			93.22	1:32.523	3
2	11	U	2 Josh HARVEY	Yamaha R1 - NR Racing	6	9:26.409	2.614	2.614	92.79	1:32.772	3
3	29	U	3 Cecil DINSMORE	Suzuki GSXR 1000 - KnC Motorsport	6	9:38.791	14.996	12.382	90.80	1:35.026	5
4	275	U	4 Mark WILBY	Suzuki GSXR1000 -	6	9:40.189	16.394	1.398	90.58	1:34.561	5
5	76	E	1 Jason BYARD	Suzuki GSXR750 - May Construction	6	9:43.923	20.128	3.734	90.01	1:35.691	5
6	1	E	2 Andrew SAUNDERS	Suzuki GSXR - SDC PERFORMANCE	6	9:46.422	22.627	2.499	89.62	1:35.899	4
7	961	E	3 Jack SIM	Yamaha R6 - Platform Lift Engineers Ltd	6	9:46.447	22.652	0.025	89.62	1:35.936	4
8	5	U	5 Stacey KILLWORTH	Suzuki GSXR 1000 - Greenplant/Everns	6	9:46.545	22.750	0.098	89.60	1:36.020	5
9	102	U	6 James FEARN	Suzuki GSXR1000 - Jwf tiling, palmer race skool, tt	6	9:55.065	31.270	8.520	88.32	1:37.158	2
10	17	U	7 Jordan KILLWORTH	Kawasaki ZX-10R - Skyline	6	9:55.152	31.357	0.087	88.31	1:37.107	3
11	41	U	8 David ABRAHAM	Yamaha R1 - Cambridge Motorcycles	6	9:56.839	33.044	1.687	88.06	1:37.636	5
12	78	U	9 Jamie THOMAS	Suzuki GSXR 1000 - Team RubyRacing	6	10:04.517	40.722	7.678	86.94	1:38.714	4
13	77	E	4 David MAY	Suzuki GSXR 750 K1 - ELP Racing	6	10:05.037	41.242	0.520	86.86	1:39.296	3
14	138	E	5 James REVELEY	Yamaha R6 - PCN Racing	6	10:05.148	41.353	0.111	86.85	1:38.808	4
15	129	E	6 Derek CRIPPS	Yamaha R1 - Kelly Cripps - Team FBR	6	10:05.510	41.715	0.362	86.80	1:38.348	6
16	165	U	10 Richard BUTT	Suzuki GSXR1000 -	6	10:09.264	45.469	3.754	86.26	1:39.324	5
17	117	E	7 Raymond STAGG	Suzuki K2 750 -	6	10:12.430	48.635	3.166	85.82	1:39.881	2
18	234	E	8 Donald GILBERT	Suzuki GSXR 750 - S and N tyres	6	10:15.631	51.836	3.201	85.37	1:40.386	2
19	28	E	9 David SPENCER	Suzuki GSXR 600 -	6	10:23.502	59.707	7.871	84.29	1:40.861	6
20	55	E	10 Nick HODGINS	Suzuki GSXR 750 - Dad, Claire, Super Sam, ASR, C	6	10:23.745	59.950	0.243	84.26	1:40.897	6
21	22	E	11 Matthew MAY	Honda CBR600F3 - Late Breakers	6	10:24.990	1:01.195	1.245	84.09	1:41.742	6
22	35	E	12 Stephen HARVEY	Yamaha YZF R1 -	6	10:30.569	1:06.774	5.579	83.35	1:42.813	4
23	23	U	11 Justin ROSE	Yamaha R1 -	6	10:43.175	1:19.380	12.606	81.71	1:44.860	3
24	6	E	13 Andrew FIRTH	Yamaha YZF-R1 - LTRmotorcycles.co.uk / Palmer	6	10:43.534	1:19.739	0.359	81.67	1:43.546	5
25	171	E	14 Daniel GIBBS	Suzuki GSXR 750 Y - Thomas Racing	6	10:44.414	1:20.619	0.880	81.56	1:45.196	5
26	7	U	12 Seb JENKINS	Suzuki GSX-R 1000 - Mupo Race Suspension - Enp	6	10:48.397	1:24.602	3.983	81.05	1:45.545	6
27	14	E	15 Nick KILLWORTH	Aprillia RSV MILLE - Bk Evans racing	6	10:49.292	1:25.497	0.895	80.94	1:45.356	5
28	46	E	Adrian DRAPER	Suzuki GSXR 750 - droopy racing uk	6	10:50.316	1:26.521	1.024	80.82	1:45.739	5
29	72	U	13 Kevin MILLER	Honda CBR1000RR - Mechanical Air Supplies Ltd	6	10:51.933	1:28.138	1.617	80.62	1:45.930	5
30	24	E	17 Mark REYNOLDS	Aprillia MILLE -	6	10:53.092	1:29.297	1.159	80.47	1:45.730	6
31	103	E	18 Craig GOFFORD	Yamaha R1 4XV - Meala Racing Development	6	11:03.768	1:39.973	10.676	79.18	1:47.805	2
32	123	E	19 Claire BECKETT	Suzuki SV650 - P Sheils & Sons	6	11:15.285	1:51.490	11.517	77.83	1:50.347	3
33	133	E	20 Carlo BOTTIGLIERI	Yamaha YZF R1 - TMT RACING	5	9:59.931	1 Lap	1 Lap	73.00	1:57.375	5
34	18	E	21 Stuart ALBON	Honda 954 FIREBLADE - Winter Sun Skydiving	5	10:00.015	1 Lap	0.084	72.99	1:56.504	5

NOT CLASSIFIED

DNF	63	U	Matthew WREN	Suzuki GSXR - TBR performance	5	8:16.254	1 Lap		88.25	1:36.973	2
DNF	20	U	Connor SWYER	Suzuki GSXR 1000 K6 - WSC Performance & Owkay	5	8:17.198	1 Lap	0.944	88.09	1:37.187	4
DNF	21	U	Danny BRENNAN	Yamaha R1 - Greenplantuk	5	8:59.430	1 Lap	42.232	81.19	1:44.836	2
DNF	66	E	Mitch DUCRAN	Suzuki SV650 - JP Haulage	1	1:56.492	5 Laps	4 Laps	75.19	1:56.492	1

FASTEST LAP

43	U	Steve PALMER	Suzuki GSXR1000 K6 - K6/Mk1 Transit racing	3	1:32.523	94.67 mph	152.36 kph
76	E	Jason BYARD	Suzuki GSXR750 - May Construction	5	1:35.691	91.54 mph	147.32 kph

Class U - 92.5% of Race Speed = 86.22 mph

Class E - 92.5% of Race Speed = 83.25 mph

Weather / Track : Sunny / Dry

These results are provisional until the conclusion of any judicial and technical matters.

Brands Hatch GP: 2.4332 miles
Race Distance: 6 Laps / 14.59 miles
Start: 18:11 Flag 18:20 End: 18:22

Clerk Of Course :	Stewards :	Timekeeper : Craig Smith
-------------------	------------	--------------------------

Results can be found at www.tsl-timing.com

Printed - 18:22 Saturday, 17 July 2021



BMCRC - MRO Championships 2021 - Rnd 4 @ Brands Hatch GP

Thunderbike Extreme & Ultra

RACE 18 - LAP CHART

LAP 1 @ 18:12:47.639

NO	BEHIND	LAP TIME
11		1:38.611
43	0.447	1:39.058
29	2.236	1:40.847
275	2.779	1:41.390
1	4.691	1:43.302
76	4.750	1:43.361
5	4.808	1:43.419
63	5.789	1:44.400
961	5.920	1:44.531
102	6.258	1:44.869
17	6.350	1:44.961
41	6.979	1:45.590
77	7.377	1:45.988
20	7.958	1:46.569
129	8.791	1:47.402
117	9.049	1:47.660
138	9.292	1:47.903
78	9.736	1:48.347
165	10.005	1:48.616
22	12.043	1:50.654
234	12.875	1:51.486
28	14.076	1:52.687
55	14.906	1:53.517
21	15.593	1:54.204
35	15.627	1:54.238
23	16.110	1:54.721
171	16.665	1:55.276
46	17.322	1:55.933
14	17.778	1:56.389
66	17.881	1:56.492
72	18.545	1:57.156
7	18.762	1:57.373
6	19.008	1:57.619
24	20.135	1:58.746
123	21.785	2:00.396
103	22.147	2:00.758
133	26.227	2:04.838
18	29.440	2:08.051

LAP 2 @ 18:14:20.757

NO	BEHIND	LAP TIME
11		1:33.118
43	0.374	1:33.045
29	5.438	1:36.320
275	5.588	1:35.927
76	8.012	1:36.380
5	8.519	1:36.829
1	9.039	1:37.466
961	9.091	1:36.289
63	9.644	1:36.973
102	10.298	1:37.158
17	10.994	1:37.762
41	12.092	1:38.231
20	12.863	1:38.023
77	13.855	1:39.596
138	15.589	1:39.415
78	15.707	1:39.089
117	15.812	1:39.881
129	16.256	1:40.583
165	16.689	1:39.802
234	20.144	1:40.386
22	22.159	1:43.234

28	23.841	1:42.883
55	24.253	1:42.465
35	26.341	1:43.832
21	27.311	1:44.836
23	29.342	1:46.350
171	29.908	1:46.361
46	30.361	1:46.157
14	30.629	1:45.969
7	31.632	1:45.988
72	32.722	1:47.295
6	32.929	1:47.039
24	35.275	1:48.258
103	36.834	1:47.805
123	39.204	1:50.537
133	52.406	1:59.297
18	54.690	1:58.368

LAP 3 @ 18:15:53.529

NO	BEHIND	LAP TIME
11		1:32.772
43	0.125	1:32.523
29	8.646	1:35.980
275	8.995	1:36.179
76	11.692	1:36.452
5	12.140	1:36.393
1	12.610	1:36.343
961	13.281	1:36.962
63	14.857	1:37.985
102	15.002	1:37.476
17	15.329	1:37.107
41	17.175	1:37.855
20	17.626	1:37.535
77	20.379	1:39.296
138	21.743	1:38.926
78	21.888	1:38.953
117	23.460	1:40.420
129	24.505	1:41.021
165	24.826	1:40.909
234	28.173	1:40.801
55	33.779	1:42.298
28	33.837	1:42.768
22	33.905	1:44.518
35	36.486	1:42.917
21	40.044	1:45.505
23	41.430	1:44.860
171	42.903	1:45.767
46	44.471	1:46.882
14	44.581	1:46.724
7	45.536	1:46.676
6	45.877	1:45.720
72	47.823	1:47.873
24	49.587	1:47.084
103	52.421	1:48.359
123	56.779	1:50.347
18	1:20.096	1:58.178
133	1:20.259	2:00.625

LAP 4 @ 18:17:26.465

NO	BEHIND	LAP TIME
43		1:32.811
11	0.309	1:33.245
29	11.155	1:35.445
275	11.557	1:35.498
76	14.798	1:36.042

5	15.475	1:36.271
1	15.573	1:35.899
961	16.281	1:35.936
63	20.826	1:38.905
102	20.933	1:38.867
17	21.208	1:38.815
20	21.877	1:37.187
41	23.788	1:39.549
77	27.496	1:40.053
138	27.615	1:38.808
78	27.666	1:38.714
129	30.645	1:39.076
117	31.490	1:40.966
165	31.939	1:40.049
234	35.785	1:40.548
55	43.000	1:42.157
28	43.555	1:42.654
22	43.793	1:42.824
35	46.363	1:42.813
21	53.379	1:46.271
23	53.454	1:44.960
171	55.557	1:45.590
6	58.487	1:45.546
46	58.853	1:47.318
14	59.396	1:47.751
7	59.675	1:47.075
72	1:01.892	1:47.005
24	1:03.806	1:47.155
103	1:07.841	1:48.356
123	1:15.004	1:51.161

LAP 5 @ 18:19:00.288

NO	BEHIND	LAP TIME
43		1:33.823
11	1.011	1:34.525
133	1 Lap	1:57.796
18	1 Lap	1:58.914
275	12.295	1:34.561
29	12.358	1:35.026
76	16.666	1:35.691
5	17.672	1:36.020
1	17.894	1:36.144
961	18.395	1:35.937
63	24.994	1:37.991
102	25.232	1:38.122
17	25.517	1:38.132
20	25.938	1:37.884
41	27.601	1:37.636
77	34.070	1:40.397
78	34.110	1:40.267
138	34.417	1:40.625
129	35.902	1:39.080
165	37.440	1:39.324
117	38.535	1:40.868
234	42.780	1:40.818
28	51.381	1:41.649
55	51.588	1:42.411
22	51.988	1:42.018
35	55.497	1:42.957
23	1:06.192	1:46.561
171	1:06.930	1:45.196
21	1:08.170	1:48.614
6	1:08.210	1:43.546
46	1:10.769	1:45.739
14	1:10.929	1:45.356

LAP 6 @ 18:20:32.823

NO	BEHIND	LAP TIME
43		1:32.535
11	2.614	1:34.138
29	14.996	1:35.173
275	16.394	1:36.634
76	20.128	1:35.997
1	22.627	1:37.268
961	22.652	1:36.792
5	22.750	1:37.613
102	31.270	1:38.573
17	31.357	1:38.375
41	33.044	1:37.978
133	1 Lap	1:57.375
18	1 Lap	1:56.504
78	40.722	1:39.147
77	41.242	1:39.707
138	41.353	1:39.471
129	41.715	1:38.348
165	45.469	1:40.564
117	48.635	1:42.635
234	51.836	1:41.591
28	59.707	1:40.861
55	59.950	1:40.897
22	1:01.195	1:41.742
35	1:06.774	1:43.812
23	1:19.380	1:45.723
6	1:19.739	1:44.064
171	1:20.619	1:46.224
7	1:24.602	1:45.545
14	1:25.497	1:47.103
46	1:26.521	1:48.287
72	1:28.138	1:46.674
24	1:29.297	1:45.730
103	1:39.973	1:49.837
123	1:51.490	1:51.988

Weather / Track : Sunny / Dry

Brands Hatch GP

Circuit Length = 2.4332 miles

Start: 18:11 Flag 18:20 End: 18:22

Results can be found at www.tsl-timing.com

Printed - 18:23 Saturday, 17 July 2021

BMCR - MRO Championships 2021 - Rnd 4 @ Brands Hatch GP

Thunderbike Extreme & Ultra

RACE 18 - SECTOR ANALYSIS



SECTOR 1 = FL to I1, SECTOR 2 = I1 to I2, SECTOR 3 = I2 to FL, DIFF = Difference To Personal Best Lap, P = Crossed Finish Line in Pit Lane, D = Time Disallowed

P1 43 U		Steve PALMER		Suzuki GSXR1000 K6 - K6/Mk1 Transit racing			
IDEAL LAP TIME : 1:32.427		BEST LAP TIME : 1:32.523		DIFFERENCE : 0.096			
LAP	SECTOR 1	SECTOR 2	SECTOR 3	LAP TIME	MPH	DIFF	TIME OF DAY
1 -		42.106	22.037	1:39.058	88.43	6.535	18:12:48.086
2 -	29.646	41.645	21.754	1:33.045	94.14	0.522	18:14:21.131
3 -	29.486	41.426	21.611	1:32.523 (1)	94.67		18:15:53.654
4 -	29.605	41.464	21.742	1:32.811 (3)	94.38	0.288	18:17:26.465
5 -	29.495	42.421	21.907	1:33.823	93.36	1.300	18:19:00.288
6 -	29.486	41.330	21.719	1:32.535 (2)	94.66	0.012	18:20:32.823

P2 11 U		Josh HARVEY		Yamaha R1 - NR Racing			
IDEAL LAP TIME : 1:32.766		BEST LAP TIME : 1:32.772		DIFFERENCE : 0.006			
LAP	SECTOR 1	SECTOR 2	SECTOR 3	LAP TIME	MPH	DIFF	TIME OF DAY
1 -		42.112	21.873	1:38.611	88.83	5.839	18:12:47.639
2 -	29.542	41.806	21.770	1:33.118 (2)	94.07	0.346	18:14:20.757
3 -	29.548	41.489	21.735	1:32.772 (1)	94.42		18:15:53.529
4 -	29.587	41.659	21.999	1:33.245 (3)	93.94	0.473	18:17:26.774
5 -	29.708	42.802	22.015	1:34.525	92.67	1.753	18:19:01.299
6 -	29.861	41.894	22.383	1:34.138	93.05	1.366	18:20:35.437

P3 29 U		Cecil DINSMORE		Suzuki GSXR 1000 - KnC Motorsport			
IDEAL LAP TIME : 1:34.774		BEST LAP TIME : 1:35.026		DIFFERENCE : 0.252			
LAP	SECTOR 1	SECTOR 2	SECTOR 3	LAP TIME	MPH	DIFF	TIME OF DAY
1 -		42.837	22.514	1:40.847	86.86	5.821	18:12:49.875
2 -	30.737	42.918	22.665	1:36.320	90.94	1.294	18:14:26.195
3 -	30.843	42.929	22.208	1:35.980	91.26	0.954	18:16:02.175
4 -	30.626	42.618	22.201	1:35.445 (3)	91.77	0.419	18:17:37.620
5 -	30.600	42.091	22.335	1:35.026 (1)	92.18		18:19:12.646
6 -	30.506	42.490	22.177	1:35.173 (2)	92.04	0.147	18:20:47.819

P4 275 U		Mark WILBY		Suzuki GSXR1000 -			
IDEAL LAP TIME : 1:34.526		BEST LAP TIME : 1:34.561		DIFFERENCE : 0.035			
LAP	SECTOR 1	SECTOR 2	SECTOR 3	LAP TIME	MPH	DIFF	TIME OF DAY
1 -		43.019	22.352	1:41.390	86.39	6.829	18:12:50.418
2 -	30.843	42.683	22.401	1:35.927 (3)	91.31	1.366	18:14:26.345
3 -	31.006	43.116	22.057	1:36.179	91.07	1.618	18:16:02.524
4 -	30.511	42.884	22.103	1:35.498 (2)	91.72	0.937	18:17:38.022
5 -	30.465	42.084	22.012	1:34.561 (1)	92.63		18:19:12.583
6 -	31.995	42.662	21.977	1:36.634	90.64	2.073	18:20:49.217

P5 76 E		Jason BYARD		Suzuki GSXR750 - May Construction			
IDEAL LAP TIME : 1:35.539		BEST LAP TIME : 1:35.691		DIFFERENCE : 0.152			
LAP	SECTOR 1	SECTOR 2	SECTOR 3	LAP TIME	MPH	DIFF	TIME OF DAY
1 -		43.399	23.105	1:43.361	84.74	7.670	18:12:52.389
2 -	30.564	43.320	22.496	1:36.380	90.88	0.689	18:14:28.769
3 -	30.743	43.257	22.452	1:36.452	90.82	0.761	18:16:05.221
4 -	30.533	42.986	22.523	1:36.042 (3)	91.20	0.351	18:17:41.263
5 -	30.685	42.792	22.214	1:35.691 (1)	91.54		18:19:16.954
6 -	30.627	43.069	22.301	1:35.997 (2)	91.25	0.306	18:20:52.951

Weather / Track : Sunny / Dry

Brands Hatch GP
Circuit Length = 2.4332 miles
Start: 18:11 Flag 18:20 End: 18:22

BMCR - MRO Championships 2021 - Rnd 4 @ Brands Hatch GP

Thunderbike Extreme & Ultra

RACE 18 - SECTOR ANALYSIS



SECTOR 1 = FL to I1, SECTOR 2 = I1 to I2, SECTOR 3 = I2 to FL, DIFF = Difference To Personal Best Lap, P = Crossed Finish Line in Pit Lane, D = Time Disallowed

P6		1 E		Andrew SAUNDERS		Suzuki GSXR - SDC PERFORMANCE	
IDEAL LAP TIME : 1:35.831		BEST LAP TIME : 1:35.899		DIFFERENCE : 0.068			
LAP	SECTOR 1	SECTOR 2	SECTOR 3	LAP TIME	MPH	DIFF	TIME OF DAY
1 -		43.755	23.138	1:43.302	84.79	7.403	18:12:52.330
2 -	31.170	43.530	22.766	1:37.466	89.87	1.567	18:14:29.796
3 -	30.845	42.936	22.562	1:36.343 (3)	90.92	0.444	18:16:06.139
4 -	30.749	42.733	22.417	1:35.899 (1)	91.34		18:17:42.038
5 -	31.010	42.665	22.469	1:36.144 (2)	91.11	0.245	18:19:18.182
6 -	31.088	43.160	23.020	1:37.268	90.05	1.369	18:20:55.450

P7		961 E		Jack SIM		Yamaha R6 - Platform Lift Engineers Ltd	
IDEAL LAP TIME : 1:35.524		BEST LAP TIME : 1:35.936		DIFFERENCE : 0.412			
LAP	SECTOR 1	SECTOR 2	SECTOR 3	LAP TIME	MPH	DIFF	TIME OF DAY
1 -		43.624	24.248	1:44.531	83.80	8.595	18:12:53.559
2 -	30.613	42.752	22.924	1:36.289 (3)	90.97	0.353	18:14:29.848
3 -	31.017	42.821	23.124	1:36.962	90.34	1.026	18:16:06.810
4 -	30.238	42.599	23.099	1:35.936 (1)	91.30		18:17:42.746
5 -	30.491	42.362	23.084	1:35.937 (2)	91.30	0.001	18:19:18.683
6 -	30.888	42.733	23.171	1:36.792	90.50	0.856	18:20:55.475

P8		5 U		Stacey KILLWORTH		Suzuki GSXR 1000 - Greenplant/Everns	
IDEAL LAP TIME : 1:35.952		BEST LAP TIME : 1:36.020		DIFFERENCE : 0.068			
LAP	SECTOR 1	SECTOR 2	SECTOR 3	LAP TIME	MPH	DIFF	TIME OF DAY
1 -		43.805	22.737	1:43.419	84.70	7.399	18:12:52.447
2 -	31.156	43.175	22.498	1:36.829	90.46	0.809	18:14:29.276
3 -	30.929	42.971	22.493	1:36.393 (3)	90.87	0.373	18:16:05.669
4 -	30.732	42.959	22.580	1:36.271 (2)	90.99	0.251	18:17:41.940
5 -	30.619	42.840	22.561	1:36.020 (1)	91.22		18:19:17.960
6 -	30.988	43.260	23.365	1:37.613	89.74	1.593	18:20:55.573

P9		102 U		James FEARN		Suzuki GSXR1000 - Jwf tiling, palmer race skool, the factory	
IDEAL LAP TIME : 1:36.534		BEST LAP TIME : 1:37.158		DIFFERENCE : 0.624			
LAP	SECTOR 1	SECTOR 2	SECTOR 3	LAP TIME	MPH	DIFF	TIME OF DAY
1 -		44.180	22.898	1:44.869	83.53	7.711	18:12:53.897
2 -	31.623	43.140	22.395	1:37.158 (1)	90.16		18:14:31.055
3 -	30.999	43.193	23.284	1:37.476 (2)	89.86	0.318	18:16:08.531
4 -	31.423	44.463	22.981	1:38.867	88.60	1.709	18:17:47.398
5 -	31.960	43.612	22.550	1:38.122 (3)	89.27	0.964	18:19:25.520
6 -	31.319	44.315	22.939	1:38.573	88.86	1.415	18:21:04.093

P10		17 U		Jordan KILLWORTH		Kawasaki ZX-10R - Skyline	
IDEAL LAP TIME : 1:36.785		BEST LAP TIME : 1:37.107		DIFFERENCE : 0.322			
LAP	SECTOR 1	SECTOR 2	SECTOR 3	LAP TIME	MPH	DIFF	TIME OF DAY
1 -		43.952	23.372	1:44.961	83.45	7.854	18:12:53.989
2 -	31.302	43.733	22.727	1:37.762 (2)	89.60	0.655	18:14:31.751
3 -	31.328	42.918	22.861	1:37.107 (1)	90.20		18:16:08.858
4 -	31.671	44.212	22.932	1:38.815	88.64	1.708	18:17:47.673
5 -	31.611	43.795	22.726	1:38.132 (3)	89.26	1.025	18:19:25.805
6 -	31.141	44.184	23.050	1:38.375	89.04	1.268	18:21:04.180

Weather / Track : Sunny / Dry

Brands Hatch GP
Circuit Length = 2.4332 miles
Start: 18:11 Flag 18:20 End: 18:22

BMCRC - MRO Championships 2021 - Rnd 4 @ Brands Hatch GP

Thunderbike Extreme & Ultra

RACE 18 - SECTOR ANALYSIS



SECTOR 1 = FL to I1, SECTOR 2 = I1 to I2, SECTOR 3 = I2 to FL, DIFF = Difference To Personal Best Lap, P = Crossed Finish Line in Pit Lane, D = Time Disallowed

P11 41 U		David ABRAHAM		Yamaha R1 - Cambridge Motorcycles			
IDEAL LAP TIME : 1:37.262		BEST LAP TIME : 1:37.636		DIFFERENCE : 0.374			
LAP	SECTOR 1	SECTOR 2	SECTOR 3	LAP TIME	MPH	DIFF	TIME OF DAY
1 -		44.357	23.182	1:45.590	82.96	7.954	18:12:54.618
2 -	31.573	43.785	22.873	1:38.231	89.17	0.595	18:14:32.849
3 -	31.211	43.741	22.903	1:37.855 (2)	89.51	0.219	18:16:10.704
4 -	32.626	44.162	22.761	1:39.549	87.99	1.913	18:17:50.253
5 -	31.464	43.290	22.882	1:37.636 (1)	89.71		18:19:27.889
6 -	31.249	43.879	22.850	1:37.978 (3)	89.40	0.342	18:21:05.867

P12 78 U		Jamie THOMAS		Suzuki GSXR 1000 - Team RubyRacing			
IDEAL LAP TIME : 1:38.605		BEST LAP TIME : 1:38.714		DIFFERENCE : 0.109			
LAP	SECTOR 1	SECTOR 2	SECTOR 3	LAP TIME	MPH	DIFF	TIME OF DAY
1 -		45.154	23.411	1:48.347	80.84	9.633	18:12:57.375
2 -	31.734	44.276	23.079	1:39.089 (3)	88.40	0.375	18:14:36.464
3 -	31.872	44.183	22.898	1:38.953 (2)	88.52	0.239	18:16:15.417
4 -	31.591	44.116	23.007	1:38.714 (1)	88.73		18:17:54.131
5 -	32.133	44.435	23.699	1:40.267	87.36	1.553	18:19:34.398
6 -	31.656	44.418	23.073	1:39.147	88.35	0.433	18:21:13.545

P13 77 E		David MAY		Suzuki GSXR 750 K1 - ELP Racing			
IDEAL LAP TIME : 1:38.964		BEST LAP TIME : 1:39.296		DIFFERENCE : 0.332			
LAP	SECTOR 1	SECTOR 2	SECTOR 3	LAP TIME	MPH	DIFF	TIME OF DAY
1 -		44.457	23.245	1:45.988	82.64	6.692	18:12:55.016
2 -	32.050	44.446	23.100	1:39.596 (2)	87.95	0.300	18:14:34.612
3 -	31.553	44.311	23.432	1:39.296 (1)	88.21		18:16:13.908
4 -	32.023	44.677	23.353	1:40.053	87.55	0.757	18:17:53.961
5 -	32.064	44.573	23.760	1:40.397	87.25	1.101	18:19:34.358
6 -	32.043	44.513	23.151	1:39.707 (3)	87.85	0.411	18:21:14.065

P14 138 E		James REVELEY		Yamaha R6 - PCN Racing			
IDEAL LAP TIME : 1:38.628		BEST LAP TIME : 1:38.808		DIFFERENCE : 0.180			
LAP	SECTOR 1	SECTOR 2	SECTOR 3	LAP TIME	MPH	DIFF	TIME OF DAY
1 -		45.220	23.403	1:47.903	81.18	9.095	18:12:56.931
2 -	31.601	44.470	23.344	1:39.415 (3)	88.11	0.607	18:14:36.346
3 -	31.606	44.185	23.135	1:38.926 (2)	88.54	0.118	18:16:15.272
4 -	31.314	44.238	23.256	1:38.808 (1)	88.65		18:17:54.080
5 -	32.486	44.247	23.892	1:40.625	87.05	1.817	18:19:34.705
6 -	31.908	44.434	23.129	1:39.471	88.06	0.663	18:21:14.176

P15 129 E		Derek CRIPPS		Yamaha R1 - Kelly Cripps - Team FBR			
IDEAL LAP TIME : 1:38.348		BEST LAP TIME : 1:38.348		DIFFERENCE : 0.000			
LAP	SECTOR 1	SECTOR 2	SECTOR 3	LAP TIME	MPH	DIFF	TIME OF DAY
1 -		44.820	23.600	1:47.402	81.56	9.054	18:12:56.430
2 -	31.967	45.206	23.410	1:40.583	87.09	2.235	18:14:37.013
3 -	32.325	45.128	23.568	1:41.021	86.71	2.673	18:16:18.034
4 -	31.396	44.234	23.446	1:39.076 (2)	88.41	0.728	18:17:57.110
5 -	31.597	44.268	23.215	1:39.080 (3)	88.41	0.732	18:19:36.190
6 -	31.305	43.899	23.144	1:38.348 (1)	89.06		18:21:14.538

BMCR - MRO Championships 2021 - Rnd 4 @ Brands Hatch GP

Thunderbike Extreme & Ultra

RACE 18 - SECTOR ANALYSIS



SECTOR 1 = FL to I1, SECTOR 2 = I1 to I2, SECTOR 3 = I2 to FL, DIFF = Difference To Personal Best Lap, P = Crossed Finish Line in Pit Lane, D = Time Disallowed

P16 165 U		Richard BUTT		Suzuki GSXR1000 -			
IDEAL LAP TIME : 1:39.324		BEST LAP TIME : 1:39.324		DIFFERENCE : 0.000			
LAP	SECTOR 1	SECTOR 2	SECTOR 3	LAP TIME	MPH	DIFF	TIME OF DAY
1 -		45.069	23.126	1:48.616	80.64	9.292	18:12:57.644
2 -	31.985	44.702	23.115	1:39.802 (2)	87.77	0.478	18:14:37.446
3 -	32.223	44.826	23.860	1:40.909	86.80	1.585	18:16:18.355
4 -	32.103	44.753	23.193	1:40.049 (3)	87.55	0.725	18:17:58.404
5 -	31.673	44.621	23.030	1:39.324 (1)	88.19		18:19:37.728
6 -	32.102	44.996	23.466	1:40.564	87.10	1.240	18:21:18.292

P17 117 E		Raymond STAGG		Suzuki K2 750 -			
IDEAL LAP TIME : 1:39.030		BEST LAP TIME : 1:39.881		DIFFERENCE : 0.851			
LAP	SECTOR 1	SECTOR 2	SECTOR 3	LAP TIME	MPH	DIFF	TIME OF DAY
1 -		44.794	23.385	1:47.660	81.36	7.779	18:12:56.688
2 -	31.683	43.962	24.236	1:39.881 (1)	87.70		18:14:36.569
3 -	32.445	44.378	23.597	1:40.420 (2)	87.23	0.539	18:16:16.989
4 -	32.092	44.672	24.202	1:40.966	86.76	1.085	18:17:57.955
5 -	32.020	45.267	23.581	1:40.868 (3)	86.84	0.987	18:19:38.823
6 -	32.197	46.192	24.246	1:42.635	85.34	2.754	18:21:21.458

P18 234 E		Donald GILBERT		Suzuki GSXR 750 - S and N tyres			
IDEAL LAP TIME :		BEST LAP TIME : 1:40.386		DIFFERENCE :			
LAP	SECTOR 1	SECTOR 2	SECTOR 3	LAP TIME	MPH	DIFF	TIME OF DAY
1 -				1:51.486	78.57	11.099	18:13:00.514
2 -				1:40.386 (1)	87.26		18:14:40.901
3 -				1:40.801 (3)	86.90	0.414	18:16:21.702
4 -				1:40.548 (2)	87.12	0.161	18:18:02.250
5 -				1:40.818	86.88	0.431	18:19:43.068
6 -				1:41.591	86.22	1.204	18:21:24.659

P19 28 E		David SPENCER		Suzuki GSXR 600 -			
IDEAL LAP TIME : 1:40.717		BEST LAP TIME : 1:40.861		DIFFERENCE : 0.144			
LAP	SECTOR 1	SECTOR 2	SECTOR 3	LAP TIME	MPH	DIFF	TIME OF DAY
1 -		47.528	24.235	1:52.687	77.73	11.826	18:13:01.715
2 -	32.118	46.751	24.014	1:42.883	85.14	2.022	18:14:44.598
3 -	32.835	45.696	24.237	1:42.768	85.23	1.907	18:16:27.366
4 -	33.053	45.303	24.298	1:42.654 (3)	85.33	1.793	18:18:10.020
5 -	32.564	45.033	24.052	1:41.649 (2)	86.17	0.788	18:19:51.669
6 -	32.111	44.592	24.158	1:40.861 (1)	86.85		18:21:32.530

P20 55 E		Nick HODGINS		Suzuki GSXR 750 - Dad, Claire, Super Sam, ASR, Caz			
IDEAL LAP TIME : 1:40.530		BEST LAP TIME : 1:40.897		DIFFERENCE : 0.367			
LAP	SECTOR 1	SECTOR 2	SECTOR 3	LAP TIME	MPH	DIFF	TIME OF DAY
1 -		48.100	24.351	1:53.517	77.16	12.620	18:13:02.545
2 -	32.556	46.308	23.601	1:42.465	85.49	1.568	18:14:45.010
3 -	32.644	45.917	23.737	1:42.298 (3)	85.63	1.401	18:16:27.308
4 -	32.402	45.814	23.941	1:42.157 (2)	85.74	1.260	18:18:09.465
5 -	32.366	45.837	24.208	1:42.411	85.53	1.514	18:19:51.876
6 -	32.733	44.968	23.196	1:40.897 (1)	86.81		18:21:32.773

BMCR - MRO Championships 2021 - Rnd 4 @ Brands Hatch GP

Thunderbike Extreme & Ultra

RACE 18 - SECTOR ANALYSIS



SECTOR 1 = FL to I1, SECTOR 2 = I1 to I2, SECTOR 3 = I2 to FL, DIFF = Difference To Personal Best Lap, P = Crossed Finish Line in Pit Lane, D = Time Disallowed

P21 22 E		Matthew MAY		Honda CBR600F3 - Late Breakers			
IDEAL LAP TIME : 1:41.664		BEST LAP TIME : 1:41.742		DIFFERENCE : 0.078			
LAP	SECTOR 1	SECTOR 2	SECTOR 3	LAP TIME	MPH	DIFF	TIME OF DAY
1 -		46.113	24.536	1:50.654	79.16	8.912	18:12:59.682
2 -	33.021	45.825	24.388	1:43.234	84.85	1.492	18:14:42.916
3 -	33.169	46.770	24.579	1:44.518	83.81	2.776	18:16:27.434
4 -	32.880	45.587	24.357	1:42.824 (3)	85.19	1.082	18:18:10.258
5 -	32.439	45.208	24.371	1:42.018 (2)	85.86	0.276	18:19:52.276
6 -	32.360	45.286	24.096	1:41.742 (1)	86.09		18:21:34.018

P22 35 E		Stephen HARVEY		Yamaha YZF R1 -			
IDEAL LAP TIME : 1:42.570		BEST LAP TIME : 1:42.813		DIFFERENCE : 0.243			
LAP	SECTOR 1	SECTOR 2	SECTOR 3	LAP TIME	MPH	DIFF	TIME OF DAY
1 -		47.706	24.746	1:54.238	76.68	11.425	18:13:03.266
2 -	33.035	46.310	24.487	1:43.832	84.36	1.019	18:14:47.098
3 -	32.796	45.862	24.259	1:42.917 (2)	85.11	0.104	18:16:30.015
4 -	32.634	45.964	24.215	1:42.813 (1)	85.20		18:18:12.828
5 -	32.976	45.721	24.260	1:42.957 (3)	85.08	0.144	18:19:55.785
6 -	32.992	46.501	24.319	1:43.812	84.38	0.999	18:21:39.597

P23 23 U		Justin ROSE		Yamaha R1 -			
IDEAL LAP TIME : 1:44.495		BEST LAP TIME : 1:44.860		DIFFERENCE : 0.365			
LAP	SECTOR 1	SECTOR 2	SECTOR 3	LAP TIME	MPH	DIFF	TIME OF DAY
1 -		48.099	24.498	1:54.721	76.35	9.861	18:13:03.749
2 -	34.198	47.364	24.788	1:46.350	82.36	1.490	18:14:50.099
3 -	33.650	46.844	24.366	1:44.860 (1)	83.53		18:16:34.959
4 -	33.660	47.299	24.001	1:44.960 (2)	83.45	0.100	18:18:19.919
5 -	34.128	47.343	25.090	1:46.561	82.20	1.701	18:20:06.480
6 -	33.935	47.625	24.163	1:45.723 (3)	82.85	0.863	18:21:52.203

P24 6 E		Andrew FIRTH		Yamaha YZF-R1 - LTRmotorcycles.co.uk / Palmer Race Skool /			
IDEAL LAP TIME : 1:43.485		BEST LAP TIME : 1:43.546		DIFFERENCE : 0.061			
LAP	SECTOR 1	SECTOR 2	SECTOR 3	LAP TIME	MPH	DIFF	TIME OF DAY
1 -		48.306	25.134	1:57.619	74.47	14.073	18:13:06.647
2 -	34.933	47.565	24.541	1:47.039	81.83	3.493	18:14:53.686
3 -	34.371	47.387	23.962	1:45.720	82.85	2.174	18:16:39.406
4 -	33.799	47.290	24.457	1:45.546 (3)	82.99	2.000	18:18:24.952
5 -	33.233	46.290	24.023	1:43.546 (1)	84.59		18:20:08.498
6 -	33.248	46.642	24.174	1:44.064 (2)	84.17	0.518	18:21:52.562

P25 171 E		Daniel GIBBS		Suzuki GSXR 750 Y - Thomas Racing			
IDEAL LAP TIME : 1:44.608		BEST LAP TIME : 1:45.196		DIFFERENCE : 0.588			
LAP	SECTOR 1	SECTOR 2	SECTOR 3	LAP TIME	MPH	DIFF	TIME OF DAY
1 -		48.201	24.670	1:55.276	75.98	10.080	18:13:04.304
2 -	33.825	47.885	24.651	1:46.361	82.35	1.165	18:14:50.665
3 -	33.667	47.223	24.877	1:45.767 (3)	82.82	0.571	18:16:36.432
4 -	33.689	47.315	24.586	1:45.590 (2)	82.96	0.394	18:18:22.022
5 -	33.029	46.993	25.174	1:45.196 (1)	83.27		18:20:07.218
6 -	33.514	47.791	24.919	1:46.224	82.46	1.028	18:21:53.442

Weather / Track : Sunny / Dry

Brands Hatch GP
Circuit Length = 2.4332 miles
Start: 18:11 Flag 18:20 End: 18:22

BMCRC - MRO Championships 2021 - Rnd 4 @ Brands Hatch GP

Thunderbike Extreme & Ultra

RACE 18 - SECTOR ANALYSIS



SECTOR 1 = FL to I1, SECTOR 2 = I1 to I2, SECTOR 3 = I2 to FL, DIFF = Difference To Personal Best Lap, P = Crossed Finish Line in Pit Lane, D = Time Disallowed

P26		7 U		Seb JENKINS		Suzuki GSX-R 1000 - Mupo Race Suspension - Enpro - DDA grc	
IDEAL LAP TIME : 1:45.414		BEST LAP TIME : 1:45.545		DIFFERENCE : 0.131			
LAP	SECTOR 1	SECTOR 2	SECTOR 3	LAP TIME	MPH	DIFF	TIME OF DAY
1 -		48.837	24.832	1:57.373	74.63	11.828	18:13:06.401
2 -	34.415	47.368	24.205	1:45.988 (3)	82.64	0.443	18:14:52.389
3 -	34.615	47.412	24.649	1:46.676	82.11	1.131	18:16:39.065
4 -	34.867	47.595	24.613	1:47.075	81.81	1.530	18:18:26.140
5 -	34.322	47.381	24.037	1:45.740 (2)	82.84	0.195	18:20:11.880
6 -	34.009	47.468	24.068	1:45.545 (1)	82.99		18:21:57.425

P27		14 E		Nick KILLWORTH		Aprillia RSV MILLE - Bk Evans racing	
IDEAL LAP TIME : 1:44.696		BEST LAP TIME : 1:45.356		DIFFERENCE : 0.660			
LAP	SECTOR 1	SECTOR 2	SECTOR 3	LAP TIME	MPH	DIFF	TIME OF DAY
1 -		48.162	24.823	1:56.389	75.26	11.033	18:13:05.417
2 -	33.463	48.074	24.432	1:45.969 (2)	82.66	0.613	18:14:51.386
3 -	33.989	47.642	25.093	1:46.724 (3)	82.07	1.368	18:16:38.110
4 -	33.996	48.447	25.308	1:47.751	81.29	2.395	18:18:25.861
5 -	33.975	46.801	24.580	1:45.356 (1)	83.14		18:20:11.217
6 -	33.849	48.612	24.642	1:47.103	81.78	1.747	18:21:58.320

P28		46 E		Adrian DRAPER		Suzuki GSXR 750 - droopy racing uk	
IDEAL LAP TIME : 1:45.122		BEST LAP TIME : 1:45.739		DIFFERENCE : 0.617			
LAP	SECTOR 1	SECTOR 2	SECTOR 3	LAP TIME	MPH	DIFF	TIME OF DAY
1 -		48.406	24.928	1:55.933	75.55	10.194	18:13:04.961
2 -	33.797	47.673	24.687	1:46.157 (2)	82.51	0.418	18:14:51.118
3 -	33.979	47.609	25.294	1:46.882 (3)	81.95	1.143	18:16:38.000
4 -	33.840	48.224	25.254	1:47.318	81.62	1.579	18:18:25.318
5 -	33.375	47.060	25.304	1:45.739 (1)	82.84		18:20:11.057
6 -	34.340	48.880	25.067	1:48.287	80.89	2.548	18:21:59.344

P29		72 U		Kevin MILLER		Honda CBR1000RR - Mechanical Air Supplies Ltd	
IDEAL LAP TIME : 1:45.275		BEST LAP TIME : 1:45.930		DIFFERENCE : 0.655			
LAP	SECTOR 1	SECTOR 2	SECTOR 3	LAP TIME	MPH	DIFF	TIME OF DAY
1 -		49.314	24.889	1:57.156	74.77	11.226	18:13:06.184
2 -	34.061	48.521	24.713	1:47.295	81.64	1.365	18:14:53.479
3 -	34.607	48.549	24.717	1:47.873	81.20	1.943	18:16:41.352
4 -	34.646	47.522	24.837	1:47.005 (3)	81.86	1.075	18:18:28.357
5 -	34.326	46.801	24.803	1:45.930 (1)	82.69		18:20:14.287
6 -	34.121	48.140	24.413	1:46.674 (2)	82.11	0.744	18:22:00.961

P30		24 E		Mark REYNOLDS		Aprilia MILLE -	
IDEAL LAP TIME : 1:45.521		BEST LAP TIME : 1:45.730		DIFFERENCE : 0.209			
LAP	SECTOR 1	SECTOR 2	SECTOR 3	LAP TIME	MPH	DIFF	TIME OF DAY
1 -		48.953	25.089	1:58.746	73.76	13.016	18:13:07.774
2 -	34.128	48.606	25.524	1:48.258	80.91	2.528	18:14:56.032
3 -	34.298	47.835	24.951	1:47.084 (3)	81.80	1.354	18:16:43.116
4 -	34.479	47.940	24.736	1:47.155	81.74	1.425	18:18:30.271
5 -	34.010	47.538	24.571	1:46.119 (2)	82.54	0.389	18:20:16.390
6 -	33.412	47.742	24.576	1:45.730 (1)	82.85		18:22:02.120

BMCRG - MRO Championships 2021 - Rnd 4 @ Brands Hatch GP

Thunderbike Extreme & Ultra

RACE 18 - SECTOR ANALYSIS



SECTOR 1 = FL to I1, SECTOR 2 = I1 to I2, SECTOR 3 = I2 to FL, DIFF = Difference To Personal Best Lap, P = Crossed Finish Line in Pit Lane, D = Time Disallowed

P31 103 E		Craig GOFFORD		Yamaha R1 4XV - Meala Racing Development			
IDEAL LAP TIME : 1:47.596		BEST LAP TIME : 1:47.805		DIFFERENCE : 0.209			
LAP	SECTOR 1	SECTOR 2	SECTOR 3	LAP TIME	MPH	DIFF	TIME OF DAY
1 -		48.673	25.344	2:00.758	72.54	12.953	18:13:09.786
2 -	34.924	47.810	25.071	1:47.805 (1)	81.25		18:14:57.591
3 -	34.942	48.130	25.287	1:48.359 (3)	80.84	0.554	18:16:45.950
4 -	34.804	48.196	25.356	1:48.356 (2)	80.84	0.551	18:18:34.306
5 -	35.534	48.054	25.065	1:48.653	80.62	0.848	18:20:22.959
6 -	34.721	49.175	25.941	1:49.837	79.75	2.032	18:22:12.796

P32 123 E		Claire BECKETT		Suzuki SV650 - P Sheils & Sons			
IDEAL LAP TIME : 1:49.754		BEST LAP TIME : 1:50.347		DIFFERENCE : 0.593			
LAP	SECTOR 1	SECTOR 2	SECTOR 3	LAP TIME	MPH	DIFF	TIME OF DAY
1 -		49.406	25.986	2:00.396	72.75	10.049	18:13:09.424
2 -	34.672	49.536	26.329	1:50.537 (2)	79.24	0.190	18:14:59.961
3 -	35.219	49.133	25.995	1:50.347 (1)	79.38		18:16:50.308
4 -	35.242	49.586	26.333	1:51.161	78.80	0.814	18:18:41.469
5 -	35.186	49.721	25.949	1:50.856 (3)	79.02	0.509	18:20:32.325
6 -	35.006	50.454	26.528	1:51.988	78.22	1.641	18:22:24.313

P33 133 E		Carlo BOTTIGLIERI		Yamaha YZF R1 - TMT RACING			
IDEAL LAP TIME : 1:56.524		BEST LAP TIME : 1:57.375		DIFFERENCE : 0.851			
LAP	SECTOR 1	SECTOR 2	SECTOR 3	LAP TIME	MPH	DIFF	TIME OF DAY
1 -		51.242	27.193	2:04.838	70.16	7.463	18:13:13.866
2 -	38.218	52.637	28.442	1:59.297 (3)	73.42	1.922	18:15:13.163
3 -	38.795	53.449	28.381	2:00.625	72.62	3.250	18:17:13.788
4 -	38.189	52.514	27.093	1:57.796 (2)	74.36	0.421	18:19:11.584
5 -	38.319	51.869	27.187	1:57.375 (1)	74.63		18:21:08.959

P34 18 E		Stuart ALBON		Honda 954 FIREBLADE - Winter Sun Skydiving			
IDEAL LAP TIME : 1:55.558		BEST LAP TIME : 1:56.504		DIFFERENCE : 0.946			
LAP	SECTOR 1	SECTOR 2	SECTOR 3	LAP TIME	MPH	DIFF	TIME OF DAY
1 -		53.988	26.457	2:08.051	68.40	11.547	18:13:17.079
2 -		54.385	26.864	1:58.368 (3)	74.00	1.864	18:15:15.447
3 -	36.739	54.037	27.402	1:58.178 (2)	74.12	1.674	18:17:13.625
4 -	37.393	54.281	27.240	1:58.914	73.66	2.410	18:19:12.539
5 -	37.685	52.421	26.398	1:56.504 (1)	75.18		18:21:09.043

P35 63 U		Matthew WREN		Suzuki GSXR - TBR performance			
IDEAL LAP TIME : 1:36.666		BEST LAP TIME : 1:36.973		DIFFERENCE : 0.307			
LAP	SECTOR 1	SECTOR 2	SECTOR 3	LAP TIME	MPH	DIFF	TIME OF DAY
1 -		44.392	22.800	1:44.400	83.90	7.427	18:12:53.428
2 -	31.316	43.471	22.186	1:36.973 (1)	90.33		18:14:30.401
3 -	31.009	43.817	23.159	1:37.985 (2)	89.39	1.012	18:16:08.386
4 -	31.758	44.496	22.651	1:38.905	88.56	1.932	18:17:47.291
5 -	31.132	44.372	22.487	1:37.991 (3)	89.39	1.018	18:19:25.282

P36 20 U		Connor SWYER		Suzuki GSXR 1000 K6 - WSC Performance & Owkay clothing			
IDEAL LAP TIME : 1:36.877		BEST LAP TIME : 1:37.187		DIFFERENCE : 0.310			
LAP	SECTOR 1	SECTOR 2	SECTOR 3	LAP TIME	MPH	DIFF	TIME OF DAY
1 -		44.367	23.077	1:46.569	82.19	9.382	18:12:55.597
2 -	31.269	44.002	22.752	1:38.023	89.36	0.836	18:14:33.620
3 -	31.096	43.542	22.897	1:37.535 (2)	89.81	0.348	18:16:11.155
4 -	31.406	43.242	22.539	1:37.187 (1)	90.13		18:17:48.342
5 -	31.204	43.882	22.798	1:37.884 (3)	89.49	0.697	18:19:26.226

Weather / Track : Sunny / Dry

Brands Hatch GP
Circuit Length = 2.4332 miles
Start: 18:11 Flag 18:20 End: 18:22

BMCRC - MRO Championships 2021 - Rnd 4 @ Brands Hatch GP

Thunderbike Extreme & Ultra

RACE 18 - SECTOR ANALYSIS



SECTOR 1 = FL to I1, SECTOR 2 = I1 to I2, SECTOR 3 = I2 to FL, DIFF = Difference To Personal Best Lap, P = Crossed Finish Line in Pit Lane, D = Time Disallowed

P37 21 U		Danny BRENNAN		Yamaha R1 - Greenplantuk			
IDEAL LAP TIME : 1:44.280		BEST LAP TIME : 1:44.836		DIFFERENCE : 0.556			
LAP	SECTOR 1	SECTOR 2	SECTOR 3	LAP TIME	MPH	DIFF	TIME OF DAY
1 -		47.642	25.721	1:54.204	76.70	9.368	18:13:03.232
2 -	33.821	46.408	24.607	1:44.836 (1)	83.55		18:14:48.068
3 -	33.265	47.433	24.807	1:45.505 (2)	83.02	0.669	18:16:33.573
4 -	33.922	47.389	24.960	1:46.271 (3)	82.42	1.435	18:18:19.844
5 -	33.715	47.350	27.549	1:48.614	80.65	3.778	18:20:08.458

P38 66 E		Mitch DUCRAN		Suzuki SV650 - JP Haulage			
IDEAL LAP TIME : 1:48.054		BEST LAP TIME : 1:56.492		DIFFERENCE : 8.438			
LAP	SECTOR 1	SECTOR 2	SECTOR 3	LAP TIME	MPH	DIFF	TIME OF DAY
1 -		48.888	25.345	1:56.492 (1)	75.19		18:13:05.520

BMCRC - MRO Championships 2021 - Rnd 4 @ Brands Hatch GP

Thunderbike Extreme & Ultra

RACE 18 - BEST SECTORS

SECTOR 1			SECTOR 2			SECTOR 3			IDEAL / BEST COMPARISON						
POS	NO	NAME	TIME	NO	NAME	TIME	NO	NAME	TIME	POS	NO	NAME	IDEAL	BEST	DIFF
												PERFECT LAP	1:32.427		
1	43	PALMER	29.486	43	PALMER	41.330	43	PALMER	21.611	1	43	PALMER	1:32.427	1:32.523	0.096
2	11	HARVEY	29.542	11	HARVEY	41.489	11	HARVEY	21.735	2	11	HARVEY	1:32.766	1:32.772	0.006
3	961	SIM	30.238	275	WILBY	42.084	275	WILBY	21.977	3	275	WILBY	1:34.526	1:34.561	0.035
4	275	WILBY	30.465	29	DINSMORE	42.091	29	DINSMORE	22.177	4	29	DINSMORE	1:34.774	1:35.026	0.252
5	29	DINSMORE	30.506	961	SIM	42.362	63	WREN	22.186	5	961	SIM	1:35.524	1:35.936	0.412
6	76	BYARD	30.533	1	SAUNDERS	42.665	76	BYARD	22.214	6	76	BYARD	1:35.539	1:35.691	0.152
7	5	KILLWORTH	30.619	76	BYARD	42.792	102	FEARN	22.395	7	1	SAUNDERS	1:35.831	1:35.899	0.068
8	1	SAUNDERS	30.749	5	KILLWORTH	42.840	1	SAUNDERS	22.417	8	5	KILLWORTH	1:35.952	1:36.020	0.068
9	102	FEARN	30.999	17	KILLWORTH	42.918	5	KILLWORTH	22.493	9	102	FEARN	1:36.534	1:37.158	0.624
10	63	WREN	31.009	102	FEARN	43.140	20	SWYER	22.539	10	63	WREN	1:36.666	1:36.973	0.307
11	20	SWYER	31.096	20	SWYER	43.242	17	KILLWORTH	22.726	11	17	KILLWORTH	1:36.785	1:37.107	0.322
12	17	KILLWORTH	31.141	41	ABRAHAM	43.290	41	ABRAHAM	22.761	12	20	SWYER	1:36.877	1:37.187	0.310
13	41	ABRAHAM	31.211	63	WREN	43.471	78	THOMAS	22.898	13	41	ABRAHAM	1:37.262	1:37.636	0.374
14	129	CRIPPS	31.305	129	CRIPPS	43.899	961	SIM	22.924	14	129	CRIPPS	1:38.348	1:38.348	0.000
15	138	REVELEY	31.314	117	STAGG	43.962	165	BUTT	23.030	15	78	THOMAS	1:38.605	1:38.714	0.109
16	77	MAY	31.553	78	THOMAS	44.116	77	MAY	23.100	16	138	REVELEY	1:38.628	1:38.808	0.180
17	78	THOMAS	31.591	138	REVELEY	44.185	138	REVELEY	23.129	17	77	MAY	1:38.964	1:39.296	0.332
18	165	BUTT	31.673	77	MAY	44.311	129	CRIPPS	23.144	18	117	STAGG	1:39.030	1:39.881	0.851
19	117	STAGG	31.683	28	SPENCER	44.592	55	HODGINS	23.196	19	165	BUTT	1:39.324	1:39.324	0.000
20	28	SPENCER	32.111	165	BUTT	44.621	117	STAGG	23.385	20	55	HODGINS	1:40.530	1:40.897	0.367
21	22	MAY	32.360	55	HODGINS	44.968	6	FIRTH	23.962	21	28	SPENCER	1:40.717	1:40.861	0.144
22	55	HODGINS	32.366	22	MAY	45.208	23	ROSE	24.001	22	22	MAY	1:41.664	1:41.742	0.078
23	35	HARVEY	32.634	35	HARVEY	45.721	28	SPENCER	24.014	23	35	HARVEY	1:42.570	1:42.813	0.243
24	171	GIBBS	33.029	6	FIRTH	46.290	7	JENKINS	24.037	24	6	FIRTH	1:43.485	1:43.546	0.061
25	6	FIRTH	33.233	21	BRENNAN	46.408	22	MAY	24.096	25	21	BRENNAN	1:44.280	1:44.836	0.556
26	21	BRENNAN	33.265	14	KILLWORTH	46.801	35	HARVEY	24.215	26	23	ROSE	1:44.495	1:44.860	0.365
27	46	DRAPER	33.375	72	MILLER	46.801	72	MILLER	24.413	27	171	GIBBS	1:44.608	1:45.196	0.588
28	24	REYNOLDS	33.412	23	ROSE	46.844	14	KILLWORTH	24.432	28	14	KILLWORTH	1:44.696	1:45.356	0.660
29	14	KILLWORTH	33.463	171	GIBBS	46.993	24	REYNOLDS	24.571	29	46	DRAPER	1:45.122	1:45.739	0.617
30	23	ROSE	33.650	46	DRAPER	47.060	171	GIBBS	24.586	30	72	MILLER	1:45.275	1:45.930	0.655
31	66	DUCRAN	33.821	7	JENKINS	47.368	21	BRENNAN	24.607	31	7	JENKINS	1:45.414	1:45.545	0.131
32	7	JENKINS	34.009	24	REYNOLDS	47.538	46	DRAPER	24.687	32	24	REYNOLDS	1:45.521	1:45.730	0.209
33	72	MILLER	34.061	103	GOFFORD	47.810	103	GOFFORD	25.065	33	103	GOFFORD	1:47.596	1:47.805	0.209
34	123	BECKETT	34.672	66	DUCRAN	48.888	66	DUCRAN	25.345	34	66	DUCRAN	1:48.054	1:56.492	8.438
35	103	GOFFORD	34.721	123	BECKETT	49.133	123	BECKETT	25.949	35	123	BECKETT	1:49.754	1:50.347	0.593
36	18	ALBON	36.739	133	BOTTIGLIERI	51.242	18	ALBON	26.398	36	18	ALBON	1:55.558	1:56.504	0.946
37	133	BOTTIGLIERI	38.189	18	ALBON	52.421	133	BOTTIGLIERI	27.093	37	133	BOTTIGLIERI	1:56.524	1:57.375	0.851
38										38	234	GILBERT		1:40.386	

Weather / Track : Sunny / Dry

Brands Hatch GP

Circuit Length = 2.4332 miles

Start: 18:11 Flag 18:20 End: 18:22

Results can be found at www.tsl-timing.com

Printed - 18:23 Saturday, 17 July 2021

BMCRC - MRO Championships 2021 - Rnd 4 @ Brands Hatch GP

Thunderbike Extreme & Ultra

RACE 18 - STATISTICS

Competitors Started 38
Planned Start 2021-07-17 @ 17:40:00.000
Actual Start 2021-07-17 @ 18:11:09.027
Finish Time 2021-07-17 @ 18:20:32.822
Track Length 2.4332mi.
Total Laps 218
Total Distance Covered 530.4571mi.

Session Fastest Lap History

NO	CL	NAME	LAP TIME	TIME OF DAY	LAP	VEHICLE
11	U	Josh HARVEY	1:38.611	18:12:47.639	1	Yamaha R1
11	U	Josh HARVEY	1:33.118	18:14:20.757	2	Yamaha R1
43	U	Steve PALMER	1:33.045	18:14:21.131	2	Suzuki GSXR1000 K6
11	U	Josh HARVEY	1:32.772	18:15:53.550	3	Yamaha R1
43	U	Steve PALMER	1:32.523	18:15:53.667	3	Suzuki GSXR1000 K6

Session Leader History

NO	CL	NAME	FROM LAP	LAPS LED	DISTANCE	VEHICLE
11	U	Josh HARVEY	1	3	7.29 miles	Yamaha R1
43	U	Steve PALMER	4	3	7.29 miles	Suzuki GSXR1000 K6

Flag History

TYPE	TIME OF DAY
GREEN	18:11:09.027
FINISH	18:20:32.822

Flag Statistics

TYPE	COUNT	TOTAL LAPS	TOTAL TIME
Green	1	6	11:21.183
Red	0	0	0.000
Safety Car	0	0	0.000
FCY	0	0	0.000

BMCRC - MRO Championships 2021 - Rnd 4 @ Brands Hatch GP

Thunderbike Extreme & Ultra

RACE 18 - STATISTICS

CLASS : E

22 Starters

Fastest Lap History

NO	NAME	LAP TIME	TIME OF DAY	LAP	VEHICLE
1	Andrew SAUNDERS	1:43.302	18:12:52.330	1	Suzuki GSXR
76	Jason BYARD	1:36.380	18:14:28.801	2	Suzuki GSXR750
961	Jack SIM	1:36.289	18:14:29.848	2	Yamaha R6
76	Jason BYARD	1:36.042	18:17:41.294	4	Suzuki GSXR750
1	Andrew SAUNDERS	1:35.899	18:17:42.038	4	Suzuki GSXR
76	Jason BYARD	1:35.691	18:19:16.984	5	Suzuki GSXR750

Leader History

NO	NAME	FROM LAP	LAPS LED	DISTANCE	VEHICLE
1	Andrew SAUNDERS	1	1	2.43 miles	Suzuki GSXR
76	Jason BYARD	2	5	12.16 miles	Suzuki GSXR750

BMCRC - MRO Championships 2021 - Rnd 4 @ Brands Hatch GP

Thunderbike Extreme & Ultra

RACE 18 - STATISTICS

CLASS : U

16 Starters

Fastest Lap History

NO	NAME	LAP TIME	TIME OF DAY	LAP	VEHICLE
11	Josh HARVEY	1:38.611	18:12:47.639	1	Yamaha R1
11	Josh HARVEY	1:33.118	18:14:20.757	2	Yamaha R1
43	Steve PALMER	1:33.045	18:14:21.131	2	Suzuki GSXR1000 K6
11	Josh HARVEY	1:32.772	18:15:53.550	3	Yamaha R1
43	Steve PALMER	1:32.523	18:15:53.667	3	Suzuki GSXR1000 K6

Leader History

NO	NAME	FROM LAP	LAPS LED	DISTANCE	VEHICLE
11	Josh HARVEY	1	3	7.29 miles	Yamaha R1
43	Steve PALMER	4	3	7.29 miles	Suzuki GSXR1000 K6

BMCRC - MRO Championships 2021 - Rnd 4 @ Brands Hatch GP



Thunderbike Extreme & Ultra

RACE 9 - GRID (7 Laps)



ROW 15	45		44		43	201	Scott WEST		
ROW 14	42	90	Edward WATSON	41	37	Ricky WOODS	40	82	Matt HINNELLS
ROW 13	39	999	Jack DWYER	38	133	1:57.375 Carlo BOTTIGLIERI	37	18	1:56.504 Stuart ALBON
ROW 12	36	66	1:56.492 Mitch DUCRAN	35	123	1:50.347 Claire BECKETT	34	103	1:47.805 Craig GOFFORD
ROW 11	33	72	1:45.930 Kevin MILLER	32	46	1:45.739 Adrian DRAPER	31	24	1:45.730 Mark REYNOLDS
ROW 10	30	7	1:45.545 Seb JENKINS	29	14	1:45.356 Nick KILLWORTH	28	171	1:45.196 Daniel GIBBS
ROW 9	27	23	1:44.860 Justin ROSE	26	21	1:44.836 Danny BRENNAN	25	6	1:43.546 Andrew FIRTH
ROW 8	24	35	1:42.813 Stephen HARVEY	23	22	1:41.742 Matthew MAY	22	55	1:40.897 Nick HODGINS
ROW 7	21	28	1:40.861 David SPENCER	20	234	1:40.386 Donald GILBERT	19	117	1:39.881 Raymond STAGG
ROW 6	18	165	1:39.324 Richard BUTT	17	77	1:39.296 David MAY	16	138	1:38.808 James REVELEY
ROW 5	15	78	1:38.714 Jamie THOMAS	14	129	1:38.348 Derek CRIPPS	13	41	1:37.636 David ABRAHAM
ROW 4	12	20	1:37.187 Connor SWYER	11	102	1:37.158 James FEARN	10	17	1:37.107 Jordan KILLWORTH
ROW 3	9	63	1:36.973 Matthew WREN	8	5	1:36.020 Stacey KILLWORTH	7	961	1:35.936 Jack SIM
ROW 2	6	1	1:35.899 Andrew SAUNDERS	5	76	1:35.691 Jason BYARD	4	29	1:35.026 Cecil DINSMORE
ROW 1	3	275	1:34.561 Mark WILBY	2	11	1:32.772 Josh HARVEY	1	43	1:32.523 Steve PALMER
Pole									

Brands Hatch GP

Circuit Length = 2.4332 miles

These results are provisional until the conclusion of any judicial and technical matters.

Clerk Of Course :	Stewards :	Timekeeper : Craig Smith
-------------------	------------	--------------------------

Results can be found at www.tsl-timing.com

Printed - 18:25 Saturday, 17 July 2021



BMCRC - MRO Championships 2021 - Rnd 4 @ Brands Hatch GP

Thunderbike Extreme & Ultra RACE 9 - CLASSIFICATION



POS	NO	CL	PIC NAME	ENTRY	LAPS	TIME	GAP	DIFF	MPH	BEST	ON
1	11	U	1 Josh HARVEY	Yamaha R1 - NR Racing	7	10:57.045			93.32	1:32.358	3
2	275	U	2 Mark WILBY	Suzuki GSXR1000 -	7	11:06.245	9.200	9.200	92.03	1:33.751	3
3	29	U	3 Cecil DINSMORE	Suzuki GSXR 1000 - KnC Motorsport	7	11:06.903	9.858	0.658	91.94	1:34.228	4
4	1	E	1 Andrew SAUNDERS	Suzuki GSXR - SDC PERFORMANCE	7	11:13.439	16.394	6.536	91.05	1:34.884	2
5	43	U	4 Steve PALMER	Suzuki GSXR1000 K6 - K6/Mk1 Transit racing	7	11:16.055	19.010	2.616	90.70	1:35.438	3
6	102	U	5 James FEARN	Suzuki GSXR1000 - Jwf tiling, palmer race skool, tr	7	11:22.754	25.709	6.699	89.81	1:35.986	2
7	961	E	2 Jack SIM	Yamaha R6 - Platform Lift Engineers Ltd	7	11:24.734	27.689	1.980	89.55	1:36.307	4
8	138	E	3 James REVELEY	Yamaha R6 - PCN Racing	7	11:26.826	29.781	2.092	89.27	1:36.499	2
9	41	U	6 David ABRAHAM	Yamaha R1 - Cambridge Motorcycles	7	11:32.670	35.625	5.844	88.52	1:37.055	2
10	20	U	7 Connor SWYER	Suzuki GSXR 1000 K6 - WSC Performace & Owkay	7	11:32.955	35.910	0.285	88.48	1:37.213	6
11	129	E	4 Derek CRIPPS	Yamaha R1 - Kelly Cripps - Team FBR	7	11:44.919	47.874	11.964	86.98	1:38.687	6
12	77	E	5 David MAY	Suzuki GSXR 750 K1 - ELP Racing	7	11:47.328	50.283	2.409	86.69	1:39.216	3
13	78	U	8 Jamie THOMAS	Suzuki GSXR 1000 - Team RubyRacing	7	11:52.703	55.658	5.375	86.03	1:38.815	2
14	165	U	9 Richard BUTT	Suzuki GSXR1000 -	7	11:53.042	55.997	0.339	85.99	1:39.453	2
15	234	E	6 Donald GILBERT	Suzuki GSXR 750 - S and N tyres	7	11:57.774	1:00.729	4.732	85.42	1:40.685	2
16	28	E	7 David SPENCER	Suzuki GSXR 600 -	7	12:02.141	1:05.096	4.367	84.91	1:39.966	7
17	55	E	8 Nick HODGINS	Suzuki GSXR 750 - Dad, Claire, Super Sam, ASR, C	7	12:02.208	1:05.163	0.067	84.90	1:41.337	4
18	22	E	9 Matthew MAY	Honda CBR600F3 - Late Breakers	7	12:03.000	1:05.955	0.792	84.81	1:41.414	7
19	23	U	10 Justin ROSE	Yamaha R1 -	7	12:03.389	1:06.344	0.389	84.76	1:41.072	7
20	999	E	10 Jack DWYER	Honda CBR 1000RR -	7	12:12.635	1:15.590	9.246	83.69	1:42.106	7
21	35	E	11 Stephen HARVEY	Yamaha YZF R1 -	7	12:15.412	1:18.367	2.777	83.38	1:40.966	7
22	6	E	12 Andrew FIRTH	Yamaha YZF-R1 - LTRmotorcycles.co.uk / Palmer	7	12:21.378	1:24.333	5.966	82.70	1:43.515	6
23	72	U	11 Kevin MILLER	Honda CBR1000RR - Mechanical Air Supplies Ltd	7	12:25.464	1:28.419	4.086	82.25	1:43.442	6
24	7	U	12 Seb JENKINS	Suzuki GSX-R 1000 - Mupo Race Suspension - Enp	7	12:25.835	1:28.790	0.371	82.21	1:44.366	6
25	171	E	13 Daniel GIBBS	Suzuki GSXR 750 Y - Thomas Racing	7	12:26.185	1:29.140	0.350	82.17	1:44.023	7
26	14	E	14 Nick KILLWORTH	Aprillia RSV MILLE - Bk Evans racing	7	12:26.432	1:29.387	0.247	82.14	1:43.574	7
27	46	E	15 Adrian DRAPER	Suzuki GSXR 750 - droopy racing uk	7	12:27.297	1:30.252	0.865	82.05	1:44.393	6
28	24	E	16 Mark REYNOLDS	Aprilia MILLE -	7	12:32.624	1:35.579	5.327	81.47	1:44.741	6
29	103	E	17 Craig GOFFORD	Yamaha R1 4XV - Meala Racing Development	7	12:41.153	1:44.108	8.529	80.56	1:46.291	3
30	18	E	18 Stuart ALBON	Honda 954 FIREBLADE - Winter Sun Skydiving	6	11:44.826	1 Lap	1 Lap	74.57	1:53.032	6

NOT CLASSIFIED

DNF	66	E	Mitch DUCRAN	Suzuki SV650 - JP Haulage	6	10:27.110	1 Lap		83.81	1:42.184	5
DNF	5	U	Stacey KILLWORTH	Suzuki GSXR 1000 - Greenplant/Evrens	4	6:22.768	3 Laps	2 Laps	91.54	1:33.912	2
DNF	63	U	Matthew WREN	Suzuki GSXR - TBR performance	0						
DQ	133	E	Carlo BOTTIGLIERI	Yamaha YZF R1 - TMT RACING							

FASTEST LAP

11	U	Josh HARVEY	Yamaha R1 - NR Racing	3	1:32.358	94.84 mph	152.64 kph
1	E	Andrew SAUNDERS	Suzuki GSXR - SDC PERFORMANCE	2	1:34.884	92.32 mph	148.57 kph

* Bike 133 - Disqualified for failing post race technical inspection

Class U - 92.5% of Race Speed = 86.32 mph

Class E - 92.5% of Race Speed = 84.22 mph

Brands Hatch GP: 2.4332 miles

Race Distance: 7 Laps / 17.03 miles

Start: 14:10 Flag 14:21 End: 14:23

Weather / Track : Sunny / Dry

These results are provisional until the conclusion of any judicial and technical matters.

Clerk Of Course :	Stewards :	Timekeeper : Craig Smith
-------------------	------------	--------------------------

Results can be found at www.tsl-timing.com

Printed - 14:52 Sunday, 18 July 2021



BMCRC - MRO Championships 2021 - Rnd 4 @ Brands Hatch GP

Thunderbike Extreme & Ultra

RACE 9 - LAP CHART

LAP 1 @ 14:12:15.289

NO	BEHIND	LAP TIME
11		1:37.876
29	1.696	1:39.572
43	2.404	1:40.280
5	2.754	1:40.630
275	2.830	1:40.706
1	3.495	1:41.371
961	4.510	1:42.386
138	5.028	1:42.904
102	5.658	1:43.534
41	6.110	1:43.986
234	8.592	1:46.468
20	8.840	1:46.716
78	9.003	1:46.879
77	9.406	1:47.282
129	10.172	1:48.048
165	10.385	1:48.261
23	12.096	1:49.972
22	13.086	1:50.962
28	13.478	1:51.354
55	13.605	1:51.481
66	14.372	1:52.248
999	15.729	1:53.605
171	15.803	1:53.679
6	16.697	1:54.573
7	17.590	1:55.466
35	18.145	1:56.021
46	18.252	1:56.128
72	18.655	1:56.531
24	19.482	1:57.358
14	19.776	1:57.652
103	20.143	1:58.019
133	25.514	2:03.390
18	27.458	2:05.334

LAP 2 @ 14:13:48.016

NO	BEHIND	LAP TIME
11		1:32.727
29	3.360	1:34.391
5	3.939	1:33.912
275	4.382	1:34.279
43	5.376	1:35.699
1	5.652	1:34.884
961	8.634	1:36.851
138	8.800	1:36.499
102	8.917	1:35.986
41	10.438	1:37.055
20	14.679	1:38.566
78	15.091	1:38.815
234	16.550	1:40.685
77	16.696	1:40.017
129	17.018	1:39.573
165	17.111	1:39.453
23	22.689	1:43.320
22	22.768	1:42.409
55	22.917	1:42.039
28	23.532	1:42.781
66	24.159	1:42.514
999	25.818	1:42.816
171	29.120	1:46.044
6	29.624	1:45.654
7	30.418	1:45.555
35	31.521	1:46.103

Weather / Track : Sunny / Dry

Results can be found at www.tsl-timing.com

72	31.885	1:45.957
14	32.765	1:45.716
46	33.326	1:47.801
24	34.116	1:47.361
103	35.340	1:47.924
133	49.959	1:57.172
18	51.748	1:57.017

LAP 3 @ 14:15:20.374

NO	BEHIND	LAP TIME
11		1:32.358
29	5.343	1:34.341
5	5.527	1:33.946
275	5.775	1:33.751
1	8.201	1:34.907
43	8.456	1:35.438
961	12.858	1:36.582
102	13.181	1:36.622
138	13.827	1:37.385
41	15.921	1:37.841
20	20.293	1:37.972
78	22.192	1:39.459
77	23.554	1:39.216
129	24.143	1:39.483
165	24.319	1:39.566
234	28.772	1:44.580
55	32.362	1:41.803
22	33.193	1:42.783
23	33.985	1:43.654
28	34.412	1:43.238
66	34.991	1:43.190
999	36.642	1:43.182
171	42.592	1:45.830
6	42.711	1:45.445
7	43.027	1:44.967
35	43.747	1:44.584
72	44.703	1:45.176
14	45.054	1:44.647
46	45.923	1:44.955
24	47.502	1:45.744
103	49.273	1:46.291
18	1:16.293	1:56.903
133	1:17.070	1:59.469

LAP 4 @ 14:16:52.931

NO	BEHIND	LAP TIME
11		1:32.557
29	7.014	1:34.228
5	7.250	1:34.280
275	7.622	1:34.404
1	10.703	1:35.059
43	11.553	1:35.654
961	16.608	1:36.307
102	17.076	1:36.452
138	19.558	1:38.288
41	21.329	1:37.965
20	25.265	1:37.529
78	30.614	1:40.979
129	30.988	1:39.402
77	31.390	1:40.393
165	33.929	1:42.167
234	37.554	1:41.339
55	41.142	1:41.337
22	42.531	1:41.895

28	43.449	1:41.594
23	43.923	1:42.495
66	44.891	1:42.457
999	47.626	1:43.541
6	54.448	1:44.294
35	54.923	1:43.733
7	56.082	1:45.612
171	56.112	1:46.077
72	57.169	1:45.023
14	57.513	1:45.016
46	58.219	1:44.853
24	1:00.237	1:45.292
103	1:04.064	1:47.348

LAP 5 @ 14:18:27.341

NO	BEHIND	LAP TIME
11		1:34.410
133	1 Lap	1:55.276
18	1 Lap	1:56.386
29	6.870	1:34.266
275	7.266	1:34.054
1	11.477	1:35.184
43	12.923	1:35.780
102	19.501	1:36.835
961	20.153	1:37.955
138	22.346	1:37.198
41	25.069	1:38.150
20	28.213	1:37.358
129	37.098	1:40.520
78	37.970	1:41.766
77	38.196	1:41.216
165	41.111	1:41.592
234	44.929	1:41.785
55	49.274	1:42.542
22	49.572	1:41.451
28	49.777	1:40.738
23	50.964	1:41.451
66	52.665	1:42.184
999	56.716	1:43.500
35	1:03.169	1:42.656
6	1:03.944	1:43.906
7	1:06.134	1:44.462
171	1:07.208	1:45.506
72	1:07.695	1:44.936
46	1:08.456	1:44.647
14	1:08.747	1:45.644
24	1:12.585	1:46.758
103	1:17.524	1:47.870

LAP 6 @ 14:20:00.879

NO	BEHIND	LAP TIME
11		1:33.538
29	8.215	1:34.883
275	8.335	1:34.607
1	14.492	1:36.553
43	16.125	1:36.740
102	22.863	1:36.900
961	24.435	1:37.820
138	26.043	1:37.235
133	1 Lap	1:55.894
18	1 Lap	1:56.154
41	29.700	1:38.169
20	31.888	1:37.213
129	42.247	1:38.687

77	44.594	1:39.936
78	46.616	1:42.184
165	48.267	1:40.694
234	53.040	1:41.649
55	57.316	1:41.580
22	58.120	1:42.086
28	58.709	1:42.470
23	58.851	1:41.425
66	1:03.644	1:44.517
999	1:07.063	1:43.885
35	1:10.980	1:41.349
6	1:13.921	1:43.515
7	1:16.962	1:44.366
72	1:17.599	1:43.442
171	1:18.696	1:45.026
46	1:19.311	1:44.393
14	1:19.392	1:44.183
24	1:23.788	1:44.741
103	1:30.962	1:46.976

LAP 7 @ 14:21:34.458

NO	BEHIND	LAP TIME
11		1:33.579
275	9.200	1:34.444
29	9.858	1:35.222
1	16.394	1:35.481
43	19.010	1:36.464
102	25.709	1:36.425
961	27.689	1:36.833
138	29.781	1:37.317
41	35.625	1:39.504
20	35.910	1:37.601
18	1 Lap	1:53.032
129	47.874	1:39.206
133	1 Lap	1:55.319
77	50.283	1:39.268
78	55.658	1:42.621
165	55.997	1:41.309
234	1:00.729	1:41.268
28	1:05.096	1:39.966
55	1:05.163	1:41.426
22	1:05.955	1:41.414
23	1:06.344	1:41.072
999	1:15.590	1:42.106
35	1:18.367	1:40.966
6	1:24.333	1:43.991
72	1:28.419	1:44.399
7	1:28.790	1:45.407
171	1:29.140	1:44.023
14	1:29.387	1:43.574
46	1:30.252	1:44.520
24	1:35.579	1:45.370
103	1:44.108	1:46.725

Brands Hatch GP

Circuit Length = 2.4332 miles

Start: 14:10 Flag 14:21 End: 14:23

Printed - 14:24 Sunday, 18 July 2021

BMCRC - MRO Championships 2021 - Rnd 4 @ Brands Hatch GP

Thunderbike Extreme & Ultra

RACE 9 - SECTOR ANALYSIS



SECTOR 1 = FL to I1, SECTOR 2 = I1 to I2, SECTOR 3 = I2 to FL, DIFF = Difference To Personal Best Lap, P = Crossed Finish Line in Pit Lane, D = Time Disallowed

P1 11 U		Josh HARVEY		Yamaha R1 - NR Racing			
IDEAL LAP TIME : 1:32.154		BEST LAP TIME : 1:32.358		DIFFERENCE : 0.204			
LAP	SECTOR 1	SECTOR 2	SECTOR 3	LAP TIME	MPH	DIFF	TIME OF DAY
1 -		41.752	21.726	1:37.876	89.49	5.518	14:12:15.289
2 -	29.829	41.294	21.604	1:32.727 (3)	94.46	0.369	14:13:48.016
3 -	29.344	41.498	21.516	1:32.358 (1)	94.84		14:15:20.374
4 -	29.428	41.594	21.535	1:32.557 (2)	94.64	0.199	14:16:52.931
5 -	29.728	42.789	21.893	1:34.410	92.78	2.052	14:18:27.341
6 -	29.942	41.870	21.726	1:33.538	93.65	1.180	14:20:00.879
7 -	29.767	41.830	21.982	1:33.579	93.60	1.221	14:21:34.458

P2 275 U		Mark WILBY		Suzuki GSXR1000 -			
IDEAL LAP TIME : 1:33.460		BEST LAP TIME : 1:33.751		DIFFERENCE : 0.291			
LAP	SECTOR 1	SECTOR 2	SECTOR 3	LAP TIME	MPH	DIFF	TIME OF DAY
1 -		42.619	22.285	1:40.706	86.98	6.955	14:12:18.119
2 -	30.550	42.005	21.724	1:34.279 (3)	92.91	0.528	14:13:52.398
3 -	30.002	41.812	21.937	1:33.751 (1)	93.43		14:15:26.149
4 -	30.298	42.319	21.787	1:34.404	92.79	0.653	14:17:00.553
5 -	30.204	41.940	21.910	1:34.054 (2)	93.13	0.303	14:18:34.607
6 -	30.858	42.006	21.743	1:34.607	92.59	0.856	14:20:09.214
7 -	30.450	42.348	21.646	1:34.444	92.75	0.693	14:21:43.658

P3 29 U		Cecil DINSMORE		Suzuki GSXR 1000 - KnC Motorsport			
IDEAL LAP TIME : 1:33.553		BEST LAP TIME : 1:34.228		DIFFERENCE : 0.675			
LAP	SECTOR 1	SECTOR 2	SECTOR 3	LAP TIME	MPH	DIFF	TIME OF DAY
1 -		42.074	22.024	1:39.572	87.97	5.344	14:12:16.985
2 -	30.207	41.940	22.244	1:34.391	92.80	0.163	14:13:51.376
3 -	29.927	42.194	22.220	1:34.341 (3)	92.85	0.113	14:15:25.717
4 -	30.244	41.925	22.059	1:34.228 (1)	92.96		14:16:59.945
5 -	30.490	41.869	21.907	1:34.266 (2)	92.92	0.038	14:18:34.211
6 -	30.866	41.979	22.038	1:34.883	92.32	0.655	14:20:09.094
7 -	30.268	43.197	21.757	1:35.222	91.99	0.994	14:21:44.316

P4 1 E		Andrew SAUNDERS		Suzuki GSXR - SDC PERFORMANCE			
IDEAL LAP TIME : 1:34.682		BEST LAP TIME : 1:34.884		DIFFERENCE : 0.202			
LAP	SECTOR 1	SECTOR 2	SECTOR 3	LAP TIME	MPH	DIFF	TIME OF DAY
1 -		43.274	22.383	1:41.371	86.41	6.487	14:12:18.784
2 -	30.448	42.238	22.198	1:34.884 (1)	92.32		14:13:53.668
3 -	30.410	42.147	22.350	1:34.907 (2)	92.29	0.023	14:15:28.575
4 -	30.478	42.303	22.278	1:35.059 (3)	92.15	0.175	14:17:03.634
5 -	30.337	42.430	22.417	1:35.184	92.03	0.300	14:18:38.818
6 -	31.342	42.859	22.352	1:36.553	90.72	1.669	14:20:15.371
7 -	30.455	42.609	22.417	1:35.481	91.74	0.597	14:21:50.852

P5 43 U		Steve PALMER		Suzuki GSXR1000 K6 - K6/Mk1 Transit racing			
IDEAL LAP TIME : 1:34.946		BEST LAP TIME : 1:35.438		DIFFERENCE : 0.492			
LAP	SECTOR 1	SECTOR 2	SECTOR 3	LAP TIME	MPH	DIFF	TIME OF DAY
1 -		42.806	22.363	1:40.280	87.35	4.842	14:12:17.693
2 -	30.537	42.939	22.223	1:35.699 (3)	91.53	0.261	14:13:53.392
3 -	30.226	42.497	22.715	1:35.438 (1)	91.78		14:15:28.830
4 -	30.471	42.811	22.372	1:35.654 (2)	91.57	0.216	14:17:04.484
5 -	30.416	42.964	22.400	1:35.780	91.45	0.342	14:18:40.264
6 -	30.603	43.808	22.329	1:36.740	90.55	1.302	14:20:17.004
7 -	30.584	43.276	22.604	1:36.464	90.80	1.026	14:21:53.468

Weather / Track : Sunny / Dry

Brands Hatch GP
Circuit Length = 2.4332 miles
Start: 14:10 Flag 14:21 End: 14:23

BMCRRC - MRO Championships 2021 - Rnd 4 @ Brands Hatch GP

Thunderbike Extreme & Ultra

RACE 9 - SECTOR ANALYSIS



SECTOR 1 = FL to I1, SECTOR 2 = I1 to I2, SECTOR 3 = I2 to FL, DIFF = Difference To Personal Best Lap, P = Crossed Finish Line in Pit Lane, D = Time Disallowed

P6 102 U		James FEARN		Suzuki GSXR1000 - Jwf tiling, palmer race skool, the factory			
IDEAL LAP TIME : 1:35.698		BEST LAP TIME : 1:35.986		DIFFERENCE : 0.288			
LAP	SECTOR 1	SECTOR 2	SECTOR 3	LAP TIME	MPH	DIFF	TIME OF DAY
1 -		43.105	22.330	1:43.534	84.60	7.548	14:12:20.947
2 -	30.922	42.862	22.202	1:35.986 (1)	91.26		14:13:56.933
3 -	31.321	42.866	22.435	1:36.622	90.66	0.636	14:15:33.555
4 -	31.299	42.698	22.455	1:36.452 (3)	90.82	0.466	14:17:10.007
5 -	31.099	43.082	22.654	1:36.835	90.46	0.849	14:18:46.842
6 -	31.118	43.130	22.652	1:36.900	90.40	0.914	14:20:23.742
7 -	30.798	43.090	22.537	1:36.425 (2)	90.84	0.439	14:22:00.167

P7 961 E		Jack SIM		Yamaha R6 - Platform Lift Engineers Ltd			
IDEAL LAP TIME : 1:36.307		BEST LAP TIME : 1:36.307		DIFFERENCE : 0.000			
LAP	SECTOR 1	SECTOR 2	SECTOR 3	LAP TIME	MPH	DIFF	TIME OF DAY
1 -		43.174	22.887	1:42.386	85.55	6.079	14:12:19.799
2 -	30.673	43.108	23.070	1:36.851	90.44	0.544	14:13:56.650
3 -	30.672	43.071	22.839	1:36.582 (2)	90.69	0.275	14:15:33.232
4 -	30.409	43.064	22.834	1:36.307 (1)	90.95		14:17:09.539
5 -	31.203	43.569	23.183	1:37.955	89.42	1.648	14:18:47.494
6 -	30.944	43.664	23.212	1:37.820	89.55	1.513	14:20:25.314
7 -	30.605	43.228	23.000	1:36.833 (3)	90.46	0.526	14:22:02.147

P8 138 E		James REVELEY		Yamaha R6 - PCN Racing			
IDEAL LAP TIME : 1:36.330		BEST LAP TIME : 1:36.499		DIFFERENCE : 0.169			
LAP	SECTOR 1	SECTOR 2	SECTOR 3	LAP TIME	MPH	DIFF	TIME OF DAY
1 -		43.724	22.640	1:42.904	85.12	6.405	14:12:20.317
2 -	30.788	43.211	22.500	1:36.499 (1)	90.77		14:13:56.816
3 -	31.161	43.429	22.795	1:37.385	89.95	0.886	14:15:34.201
4 -	31.830	43.644	22.814	1:38.288	89.12	1.789	14:17:12.489
5 -	31.091	43.187	22.920	1:37.198 (2)	90.12	0.699	14:18:49.687
6 -	30.906	43.042	23.287	1:37.235 (3)	90.08	0.736	14:20:26.922
7 -	31.109	43.134	23.074	1:37.317	90.01	0.818	14:22:04.239

P9 41 U		David ABRAHAM		Yamaha R1 - Cambridge Motorcycles			
IDEAL LAP TIME : 1:36.974		BEST LAP TIME : 1:37.055		DIFFERENCE : 0.081			
LAP	SECTOR 1	SECTOR 2	SECTOR 3	LAP TIME	MPH	DIFF	TIME OF DAY
1 -		43.751	23.140	1:43.986	84.24	6.931	14:12:21.399
2 -	31.362	43.090	22.603	1:37.055 (1)	90.25		14:13:58.454
3 -	31.281	43.462	23.098	1:37.841 (2)	89.53	0.786	14:15:36.295
4 -	31.640	43.411	22.914	1:37.965 (3)	89.41	0.910	14:17:14.260
5 -	31.619	43.721	22.810	1:38.150	89.24	1.095	14:18:52.410
6 -	31.777	43.457	22.935	1:38.169	89.23	1.114	14:20:30.579
7 -	31.952	43.861	23.691	1:39.504	88.03	2.449	14:22:10.083

P10 20 U		Connor SWYER		Suzuki GSXR 1000 K6 - WSC Performace & Owkay clothing			
IDEAL LAP TIME : 1:37.009		BEST LAP TIME : 1:37.213		DIFFERENCE : 0.204			
LAP	SECTOR 1	SECTOR 2	SECTOR 3	LAP TIME	MPH	DIFF	TIME OF DAY
1 -		44.787	23.504	1:46.716	82.08	9.503	14:12:24.129
2 -	31.915	43.864	22.787	1:38.566	88.87	1.353	14:14:02.695
3 -	31.419	43.640	22.913	1:37.972	89.41	0.759	14:15:40.667
4 -	31.389	43.347	22.793	1:37.529 (3)	89.81	0.316	14:17:18.196
5 -	31.297	43.327	22.734	1:37.358 (2)	89.97	0.145	14:18:55.554
6 -	30.985	43.495	22.733	1:37.213 (1)	90.10		14:20:32.767
7 -	31.497	43.291	22.813	1:37.601	89.75	0.388	14:22:10.368

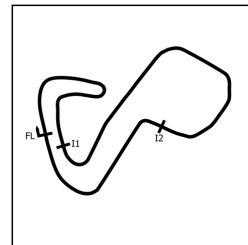
Weather / Track : Sunny / Dry

Brands Hatch GP
Circuit Length = 2.4332 miles
Start: 14:10 Flag 14:21 End: 14:23

BMCRC - MRO Championships 2021 - Rnd 4 @ Brands Hatch GP

Thunderbike Extreme & Ultra

RACE 9 - SECTOR ANALYSIS



SECTOR 1 = FL to I1, SECTOR 2 = I1 to I2, SECTOR 3 = I2 to FL, DIFF = Difference To Personal Best Lap, P = Crossed Finish Line in Pit Lane, D = Time Disallowed

P11 129 E		Derek CRIPPS		Yamaha R1 - Kelly Cripps - Team FBR			
IDEAL LAP TIME : 1:38.478		BEST LAP TIME : 1:38.687		DIFFERENCE : 0.209			
LAP	SECTOR 1	SECTOR 2	SECTOR 3	LAP TIME	MPH	DIFF	TIME OF DAY
1 -		45.107	23.578	1:48.048	81.07	9.361	14:12:25.461
2 -	31.835	44.325	23.413	1:39.573	87.97	0.886	14:14:05.034
3 -	32.220	43.875	23.388	1:39.483	88.05	0.796	14:15:44.517
4 -	31.399	44.445	23.558	1:39.402 (3)	88.12	0.715	14:17:23.919
5 -	32.500	44.683	23.337	1:40.520	87.14	1.833	14:19:04.439
6 -	31.266	44.039	23.382	1:38.687 (1)	88.76		14:20:43.126
7 -	31.428	43.881	23.897	1:39.206 (2)	88.29	0.519	14:22:22.332

P12 77 E		David MAY		Suzuki GSXR 750 K1 - ELP Racing			
IDEAL LAP TIME : 1:38.757		BEST LAP TIME : 1:39.216		DIFFERENCE : 0.459			
LAP	SECTOR 1	SECTOR 2	SECTOR 3	LAP TIME	MPH	DIFF	TIME OF DAY
1 -		44.850	23.692	1:47.282	81.65	8.066	14:12:24.695
2 -	32.011	44.564	23.442	1:40.017	87.58	0.801	14:14:04.712
3 -	32.071	44.073	23.072	1:39.216 (1)	88.29		14:15:43.928
4 -	31.615	44.685	24.093	1:40.393	87.25	1.177	14:17:24.321
5 -	32.242	45.741	23.233	1:41.216	86.54	2.000	14:19:05.537
6 -	32.060	44.626	23.250	1:39.936 (3)	87.65	0.720	14:20:45.473
7 -	31.982	44.070	23.216	1:39.268 (2)	88.24	0.052	14:22:24.741

P13 78 U		Jamie THOMAS		Suzuki GSXR 1000 - Team RubyRacing			
IDEAL LAP TIME : 1:38.464		BEST LAP TIME : 1:38.815		DIFFERENCE : 0.351			
LAP	SECTOR 1	SECTOR 2	SECTOR 3	LAP TIME	MPH	DIFF	TIME OF DAY
1 -		44.557	23.246	1:46.879	81.95	8.064	14:12:24.292
2 -	32.082	44.013	22.720	1:38.815 (1)	88.64		14:14:03.107
3 -	31.731	44.601	23.127	1:39.459 (2)	88.07	0.644	14:15:42.566
4 -	32.343	45.095	23.541	1:40.979 (3)	86.74	2.164	14:17:23.545
5 -	32.924	45.543	23.299	1:41.766	86.07	2.951	14:19:05.311
6 -	32.902	45.686	23.596	1:42.184	85.72	3.369	14:20:47.495
7 -	33.016	45.916	23.689	1:42.621	85.36	3.806	14:22:30.116

P14 165 U		Richard BUTT		Suzuki GSXR1000 -			
IDEAL LAP TIME : 1:39.283		BEST LAP TIME : 1:39.453		DIFFERENCE : 0.170			
LAP	SECTOR 1	SECTOR 2	SECTOR 3	LAP TIME	MPH	DIFF	TIME OF DAY
1 -		45.144	23.735	1:48.261	80.91	8.808	14:12:25.674
2 -	32.227	44.359	22.867	1:39.453 (1)	88.08		14:14:05.127
3 -	32.441	44.189	22.936	1:39.566 (2)	87.98	0.113	14:15:44.693
4 -	33.276	45.509	23.382	1:42.167	85.74	2.714	14:17:26.860
5 -	32.708	45.342	23.542	1:41.592	86.22	2.139	14:19:08.452
6 -	32.507	44.926	23.261	1:40.694 (3)	86.99	1.241	14:20:49.146
7 -	32.426	45.150	23.733	1:41.309	86.46	1.856	14:22:30.455

P15 234 E		Donald GILBERT		Suzuki GSXR 750 - S and N tyres			
IDEAL LAP TIME : 1:40.473		BEST LAP TIME : 1:40.685		DIFFERENCE : 0.212			
LAP	SECTOR 1	SECTOR 2	SECTOR 3	LAP TIME	MPH	DIFF	TIME OF DAY
1 -		44.936	23.504	1:46.468	82.27	5.783	14:12:23.881
2 -	32.063	45.074	23.548	1:40.685 (1)	87.00		14:14:04.566
3 -	32.971	47.658	23.951	1:44.580	83.76	3.895	14:15:49.146
4 -	32.667	44.906	23.766	1:41.339 (3)	86.44	0.654	14:17:30.485
5 -	32.878	45.185	23.722	1:41.785	86.06	1.100	14:19:12.270
6 -	32.593	45.377	23.679	1:41.649	86.17	0.964	14:20:53.919
7 -	32.480	45.092	23.696	1:41.268 (2)	86.50	0.583	14:22:35.187

Weather / Track : Sunny / Dry

Brands Hatch GP
Circuit Length = 2.4332 miles
Start: 14:10 Flag 14:21 End: 14:23

BMCRG - MRO Championships 2021 - Rnd 4 @ Brands Hatch GP

Thunderbike Extreme & Ultra

RACE 9 - SECTOR ANALYSIS



SECTOR 1 = FL to I1, SECTOR 2 = I1 to I2, SECTOR 3 = I2 to FL, DIFF = Difference To Personal Best Lap, P = Crossed Finish Line in Pit Lane, D = Time Disallowed

P16 28 E		David SPENCER		Suzuki GSXR 600 -			
IDEAL LAP TIME : 1:39.868		BEST LAP TIME : 1:39.966		DIFFERENCE : 0.098			
LAP	SECTOR 1	SECTOR 2	SECTOR 3	LAP TIME	MPH	DIFF	TIME OF DAY
1 -		46.041	24.007	1:51.354	78.66	11.388	14:12:28.767
2 -	32.353	46.572	23.856	1:42.781	85.22	2.815	14:14:11.548
3 -	32.926	46.052	24.260	1:43.238	84.85	3.272	14:15:54.786
4 -	32.898	44.874	23.822	1:41.594 (3)	86.22	1.628	14:17:36.380
5 -	31.843	45.091	23.804	1:40.738 (2)	86.95	0.772	14:19:17.118
6 -	32.322	45.223	24.925	1:42.470	85.48	2.504	14:20:59.588
7 -	31.616	44.448	23.902	1:39.966 (1)	87.62		14:22:39.554

P17 55 E		Nick HODGINS		Suzuki GSXR 750 - Dad, Claire, Super Sam, ASR, Caz			
IDEAL LAP TIME : 1:40.575		BEST LAP TIME : 1:41.337		DIFFERENCE : 0.762			
LAP	SECTOR 1	SECTOR 2	SECTOR 3	LAP TIME	MPH	DIFF	TIME OF DAY
1 -		47.055	24.093	1:51.481	78.57	10.144	14:12:28.894
2 -	32.547	46.002	23.490	1:42.039	85.84	0.702	14:14:10.933
3 -	32.480	45.612	23.711	1:41.803	86.04	0.466	14:15:52.736
4 -	31.726	45.863	23.748	1:41.337 (1)	86.44		14:17:34.073
5 -	32.483	46.174	23.885	1:42.542	85.42	1.205	14:19:16.615
6 -	32.066	45.826	23.688	1:41.580 (3)	86.23	0.243	14:20:58.195
7 -	32.240	45.359	23.827	1:41.426 (2)	86.36	0.089	14:22:39.621

P18 22 E		Matthew MAY		Honda CBR600F3 - Late Breakers			
IDEAL LAP TIME : 1:41.002		BEST LAP TIME : 1:41.414		DIFFERENCE : 0.412			
LAP	SECTOR 1	SECTOR 2	SECTOR 3	LAP TIME	MPH	DIFF	TIME OF DAY
1 -		46.364	24.463	1:50.962	78.94	9.548	14:12:28.375
2 -	32.638	45.480	24.291	1:42.409	85.53	0.995	14:14:10.784
3 -	32.589	45.826	24.368	1:42.783	85.22	1.369	14:15:53.567
4 -	32.320	45.322	24.253	1:41.895 (3)	85.96	0.481	14:17:35.462
5 -	31.970	45.099	24.382	1:41.451 (2)	86.34	0.037	14:19:16.913
6 -	32.194	45.613	24.279	1:42.086	85.80	0.672	14:20:58.999
7 -	31.899	44.850	24.665	1:41.414 (1)	86.37		14:22:40.413

P19 23 U		Justin ROSE		Yamaha R1 -			
IDEAL LAP TIME : 1:40.462		BEST LAP TIME : 1:41.072		DIFFERENCE : 0.610			
LAP	SECTOR 1	SECTOR 2	SECTOR 3	LAP TIME	MPH	DIFF	TIME OF DAY
1 -		46.507	23.717	1:49.972	79.65	8.900	14:12:27.385
2 -	32.960	46.542	23.818	1:43.320	84.78	2.248	14:14:10.705
3 -	33.314	46.501	23.839	1:43.654	84.51	2.582	14:15:54.359
4 -	32.863	45.963	23.669	1:42.495	85.46	1.423	14:17:36.854
5 -	32.747	45.266	23.438	1:41.451 (3)	86.34	0.379	14:19:18.305
6 -	32.317	45.295	23.813	1:41.425 (2)	86.36	0.353	14:20:59.730
7 -	32.738	44.707	23.627	1:41.072 (1)	86.66		14:22:40.802

P20 999 E		Jack DWYER		Honda CBR 1000RR -			
IDEAL LAP TIME : 1:42.080		BEST LAP TIME : 1:42.106		DIFFERENCE : 0.026			
LAP	SECTOR 1	SECTOR 2	SECTOR 3	LAP TIME	MPH	DIFF	TIME OF DAY
1 -		46.938	24.322	1:53.605	77.10	11.499	14:12:31.018
2 -	32.999	45.726	24.091	1:42.816 (2)	85.19	0.710	14:14:13.834
3 -	33.098	46.130	23.954	1:43.182 (3)	84.89	1.076	14:15:57.016
4 -	33.389	46.166	23.986	1:43.541	84.60	1.435	14:17:40.557
5 -	33.096	46.426	23.978	1:43.500	84.63	1.394	14:19:24.057
6 -	33.120	46.794	23.971	1:43.885	84.32	1.779	14:21:07.942
7 -	33.025	45.153	23.928	1:42.106 (1)	85.79		14:22:50.048

Weather / Track : Sunny / Dry

Brands Hatch GP
Circuit Length = 2.4332 miles
Start: 14:10 Flag 14:21 End: 14:23

BMCR - MRO Championships 2021 - Rnd 4 @ Brands Hatch GP

Thunderbike Extreme & Ultra

RACE 9 - SECTOR ANALYSIS



SECTOR 1 = FL to I1, SECTOR 2 = I1 to I2, SECTOR 3 = I2 to FL, DIFF = Difference To Personal Best Lap, P = Crossed Finish Line in Pit Lane, D = Time Disallowed

P21 35 E		Stephen HARVEY		Yamaha YZF R1 -			
IDEAL LAP TIME : 1:40.912		BEST LAP TIME : 1:40.966		DIFFERENCE : 0.054			
LAP	SECTOR 1	SECTOR 2	SECTOR 3	LAP TIME	MPH	DIFF	TIME OF DAY
1 -		47.880	25.814	1:56.021	75.50	15.055	14:12:33.434
2 -	35.025	46.598	24.480	1:46.103	82.55	5.137	14:14:19.537
3 -	33.695	46.520	24.369	1:44.584	83.75	3.618	14:16:04.121
4 -	33.417	46.065	24.251	1:43.733	84.44	2.767	14:17:47.854
5 -	33.090	45.677	23.889	1:42.656 (3)	85.33	1.690	14:19:30.510
6 -	32.305	45.256	23.788	1:41.349 (2)	86.43	0.383	14:21:11.859
7 -	31.868	45.285	23.813	1:40.966 (1)	86.76		14:22:52.825

P22 6 E		Andrew FIRTH		Yamaha YZF-R1 - LTRmotorcycles.co.uk / Palmer Race Skool /			
IDEAL LAP TIME : 1:43.047		BEST LAP TIME : 1:43.515		DIFFERENCE : 0.468			
LAP	SECTOR 1	SECTOR 2	SECTOR 3	LAP TIME	MPH	DIFF	TIME OF DAY
1 -		48.938	24.609	1:54.573	76.45	11.058	14:12:31.986
2 -	33.717	47.241	24.696	1:45.654	82.91	2.139	14:14:17.640
3 -	34.272	46.633	24.540	1:45.445	83.07	1.930	14:16:03.085
4 -	33.592	46.124	24.578	1:44.294	83.99	0.779	14:17:47.379
5 -	33.651	46.301	23.954	1:43.906 (2)	84.30	0.391	14:19:31.285
6 -	32.972	46.124	24.419	1:43.515 (1)	84.62		14:21:14.800
7 -	33.545	46.121	24.325	1:43.991 (3)	84.23	0.476	14:22:58.791

P23 72 U		Kevin MILLER		Honda CBR1000RR - Mechanical Air Supplies Ltd			
IDEAL LAP TIME : 1:43.049		BEST LAP TIME : 1:43.442		DIFFERENCE : 0.393			
LAP	SECTOR 1	SECTOR 2	SECTOR 3	LAP TIME	MPH	DIFF	TIME OF DAY
1 -		47.787	24.921	1:56.531	75.17	13.089	14:12:33.944
2 -	34.918	47.062	23.977	1:45.957	82.67	2.515	14:14:19.901
3 -	33.355	47.320	24.501	1:45.176	83.28	1.734	14:16:05.077
4 -	33.273	47.369	24.381	1:45.023	83.40	1.581	14:17:50.100
5 -	33.727	47.029	24.180	1:44.936 (3)	83.47	1.494	14:19:35.036
6 -	33.666	45.989	23.787	1:43.442 (1)	84.68		14:21:18.478
7 -	33.633	46.278	24.488	1:44.399 (2)	83.90	0.957	14:23:02.877

P24 7 U		Seb JENKINS		Suzuki GSX-R 1000 - Mupo Race Suspension - Enpro - DDA gr			
IDEAL LAP TIME : 1:44.210		BEST LAP TIME : 1:44.366		DIFFERENCE : 0.156			
LAP	SECTOR 1	SECTOR 2	SECTOR 3	LAP TIME	MPH	DIFF	TIME OF DAY
1 -		47.822	24.605	1:55.466	75.86	11.100	14:12:32.879
2 -	34.802	46.535	24.218	1:45.555	82.98	1.189	14:14:18.434
3 -	34.283	46.603	24.081	1:44.967 (3)	83.45	0.601	14:16:03.401
4 -	34.494	47.171	23.947	1:45.612	82.94	1.246	14:17:49.013
5 -	33.788	46.534	24.140	1:44.462 (2)	83.85	0.096	14:19:33.475
6 -	33.821	46.657	23.888	1:44.366 (1)	83.93		14:21:17.841
7 -	34.142	47.203	24.062	1:45.407	83.10	1.041	14:23:03.248

P25 171 E		Daniel GIBBS		Suzuki GSXR 750 Y - Thomas Racing			
IDEAL LAP TIME : 1:44.023		BEST LAP TIME : 1:44.023		DIFFERENCE : 0.000			
LAP	SECTOR 1	SECTOR 2	SECTOR 3	LAP TIME	MPH	DIFF	TIME OF DAY
1 -		47.344	24.558	1:53.679	77.05	9.656	14:12:31.092
2 -	33.665	47.419	24.960	1:46.044	82.60	2.021	14:14:17.136
3 -	33.802	47.309	24.719	1:45.830	82.77	1.807	14:16:02.966
4 -	34.136	47.487	24.454	1:46.077	82.58	2.054	14:17:49.043
5 -	34.191	46.957	24.358	1:45.506 (3)	83.02	1.483	14:19:34.549
6 -	33.580	47.300	24.146	1:45.026 (2)	83.40	1.003	14:21:19.575
7 -	33.378	46.750	23.895	1:44.023 (1)	84.21		14:23:03.598

Weather / Track : Sunny / Dry

Brands Hatch GP
Circuit Length = 2.4332 miles
Start: 14:10 Flag 14:21 End: 14:23

BMCRC - MRO Championships 2021 - Rnd 4 @ Brands Hatch GP

Thunderbike Extreme & Ultra

RACE 9 - SECTOR ANALYSIS



SECTOR 1 = FL to I1, SECTOR 2 = I1 to I2, SECTOR 3 = I2 to FL, DIFF = Difference To Personal Best Lap, P = Crossed Finish Line in Pit Lane, D = Time Disallowed

P26 14 E		Nick KILLWORTH		Aprilia RSV MILLE - Bk Evans racing			
IDEAL LAP TIME : 1:43.574		BEST LAP TIME : 1:43.574		DIFFERENCE : 0.000			
LAP	SECTOR 1	SECTOR 2	SECTOR 3	LAP TIME	MPH	DIFF	TIME OF DAY
1 -		48.003	25.282	1:57.652	74.45	14.078	14:12:35.065
2 -	33.835	47.430	24.451	1:45.716	82.86	2.142	14:14:20.781
3 -	33.608	46.664	24.375	1:44.647 (3)	83.70	1.073	14:16:05.428
4 -	33.454	47.045	24.517	1:45.016	83.41	1.442	14:17:50.444
5 -	34.126	47.000	24.518	1:45.644	82.91	2.070	14:19:36.088
6 -	33.390	46.494	24.299	1:44.183 (2)	84.08	0.609	14:21:20.271
7 -	33.149	46.460	23.965	1:43.574 (1)	84.57		14:23:03.845

P27 46 E		Adrian DRAPER		Suzuki GSXR 750 - droopy racing uk			
IDEAL LAP TIME : 1:44.029		BEST LAP TIME : 1:44.393		DIFFERENCE : 0.364			
LAP	SECTOR 1	SECTOR 2	SECTOR 3	LAP TIME	MPH	DIFF	TIME OF DAY
1 -		48.438	24.989	1:56.128	75.43	11.735	14:12:33.541
2 -	34.638	48.497	24.666	1:47.801	81.25	3.408	14:14:21.342
3 -	33.490	46.849	24.616	1:44.955	83.46	0.562	14:16:06.297
4 -	33.105	47.027	24.721	1:44.853	83.54	0.460	14:17:51.150
5 -	33.468	46.558	24.621	1:44.647 (3)	83.70	0.254	14:19:35.797
6 -	33.293	46.600	24.500	1:44.393 (1)	83.91		14:21:20.190
7 -	33.596	46.528	24.396	1:44.520 (2)	83.81	0.127	14:23:04.710

P28 24 E		Mark REYNOLDS		Aprilia MILLE -			
IDEAL LAP TIME : 1:44.399		BEST LAP TIME : 1:44.741		DIFFERENCE : 0.342			
LAP	SECTOR 1	SECTOR 2	SECTOR 3	LAP TIME	MPH	DIFF	TIME OF DAY
1 -		48.820	25.079	1:57.358	74.64	12.617	14:12:34.771
2 -	34.571	48.408	24.382	1:47.361	81.59	2.620	14:14:22.132
3 -	34.015	47.186	24.543	1:45.744	82.84	1.003	14:16:07.876
4 -	33.891	46.840	24.561	1:45.292 (2)	83.19	0.551	14:17:53.168
5 -	34.119	48.120	24.519	1:46.758	82.05	2.017	14:19:39.926
6 -	33.427	46.723	24.591	1:44.741 (1)	83.63		14:21:24.667
7 -	34.398	46.718	24.254	1:45.370 (3)	83.13	0.629	14:23:10.037

P29 103 E		Craig GOFFORD		Yamaha R1 4XV - Meala Racing Development			
IDEAL LAP TIME : 1:45.912		BEST LAP TIME : 1:46.291		DIFFERENCE : 0.379			
LAP	SECTOR 1	SECTOR 2	SECTOR 3	LAP TIME	MPH	DIFF	TIME OF DAY
1 -		47.989	25.133	1:58.019	74.22	11.728	14:12:35.432
2 -	34.792	48.289	24.843	1:47.924	81.16	1.633	14:14:23.356
3 -	34.191	47.578	24.522	1:46.291 (1)	82.41		14:16:09.647
4 -	34.658	47.768	24.922	1:47.348	81.60	1.057	14:17:56.995
5 -	35.016	48.061	24.793	1:47.870	81.20	1.579	14:19:44.865
6 -	34.852	47.199	24.925	1:46.976 (3)	81.88	0.685	14:21:31.841
7 -	34.481	47.533	24.711	1:46.725 (2)	82.07	0.434	14:23:18.566

P30 18 E		Stuart ALBON		Honda 954 FIREBLADE - Winter Sun Skydiving			
IDEAL LAP TIME : 1:53.032		BEST LAP TIME : 1:53.032		DIFFERENCE : 0.000			
LAP	SECTOR 1	SECTOR 2	SECTOR 3	LAP TIME	MPH	DIFF	TIME OF DAY
1 -		52.260	26.869	2:05.334	69.89	12.302	14:12:42.747
2 -	36.993	53.568	26.456	1:57.017	74.85	3.985	14:14:39.764
3 -	37.039	53.512	26.352	1:56.903	74.93	3.871	14:16:36.667
4 -	37.000	52.930	26.456	1:56.386 (3)	75.26	3.354	14:18:33.053
5 -	37.874	51.805	26.475	1:56.154 (2)	75.41	3.122	14:20:29.207
6 -	36.320	50.922	25.790	1:53.032 (1)	77.49		14:22:22.239

Weather / Track : Sunny / Dry

Brands Hatch GP
Circuit Length = 2.4332 miles
Start: 14:10 Flag 14:21 End: 14:23

BMCRC - MRO Championships 2021 - Rnd 4 @ Brands Hatch GP

Thunderbike Extreme & Ultra

RACE 9 - SECTOR ANALYSIS



SECTOR 1 = FL to I1, SECTOR 2 = I1 to I2, SECTOR 3 = I2 to FL, DIFF = Difference To Personal Best Lap, P = Crossed Finish Line in Pit Lane, D = Time Disallowed

P31 133 E		Carlo BOTTIGLIERI		Yamaha YZF R1 - TMT RACING			
IDEAL LAP TIME : 1:54.350		BEST LAP TIME : 1:55.276		DIFFERENCE : 0.926			
LAP	SECTOR 1	SECTOR 2	SECTOR 3	LAP TIME	MPH	DIFF	TIME OF DAY
1 -		51.177	26.733	2:03.390	70.99	8.114	14:12:40.803
2 -	37.207	52.494	27.471	1:57.172	74.76	1.896	14:14:37.975
3 -	39.750	52.907	26.812	1:59.469	73.32	4.193	14:16:37.444
4 -	37.063	51.716	26.497	1:55.276 (1)	75.99		14:18:32.720
5 -	37.428	51.431	27.035	1:55.894 (3)	75.58	0.618	14:20:28.614
6 -	37.972	51.237	26.110	1:55.319 (2)	75.96	0.043	14:22:23.933

P32 66 E		Mitch DUCRAN		Suzuki SV650 - JP Haulage			
IDEAL LAP TIME : 1:41.879		BEST LAP TIME : 1:42.184		DIFFERENCE : 0.305			
LAP	SECTOR 1	SECTOR 2	SECTOR 3	LAP TIME	MPH	DIFF	TIME OF DAY
1 -		45.999	24.692	1:52.248	78.03	10.064	14:12:29.661
2 -	32.203	46.013	24.298	1:42.514 (3)	85.45	0.330	14:14:12.175
3 -	32.326	46.174	24.690	1:43.190	84.89	1.006	14:15:55.365
4 -	32.781	45.448	24.228	1:42.457 (2)	85.49	0.273	14:17:37.822
5 -	32.343	45.589	24.252	1:42.184 (1)	85.72		14:19:20.006
6 -	33.511	45.983	25.023	1:44.517	83.81	2.333	14:21:04.523

P33 5 U		Stacey KILLWORTH		Suzuki GSXR 1000 - Greenplant/Everns			
IDEAL LAP TIME : 1:33.364		BEST LAP TIME : 1:33.912		DIFFERENCE : 0.548			
LAP	SECTOR 1	SECTOR 2	SECTOR 3	LAP TIME	MPH	DIFF	TIME OF DAY
1 -		42.739	21.869	1:40.630	87.04	6.718	14:12:18.043
2 -	30.177	41.698	22.037	1:33.912 (1)	93.27		14:13:51.955
3 -	29.797	42.183	21.966	1:33.946 (2)	93.24	0.034	14:15:25.901
4 -	30.351	41.980	21.949	1:34.280 (3)	92.91	0.368	14:17:00.181

BMCRC - MRO Championships 2021 - Rnd 4 @ Brands Hatch GP

Thunderbike Extreme & Ultra

RACE 9 - BEST SECTORS

SECTOR 1			SECTOR 2			SECTOR 3			IDEAL / BEST COMPARISON						
POS	NO	NAME	TIME	NO	NAME	TIME	NO	NAME	TIME	POS	NO	NAME	IDEAL	BEST	DIFF
													PERFECT LAP	1:32.154	
1	11	HARVEY	29.344	11	HARVEY	41.294	11	HARVEY	21.516	1	11	HARVEY	1:32.154	1:32.358	0.204
2	5	KILLWORTH	29.797	5	KILLWORTH	41.698	275	WILBY	21.646	2	5	KILLWORTH	1:33.364	1:33.912	0.548
3	29	DINSMORE	29.927	275	WILBY	41.812	29	DINSMORE	21.757	3	275	WILBY	1:33.460	1:33.751	0.291
4	275	WILBY	30.002	29	DINSMORE	41.869	5	KILLWORTH	21.869	4	29	DINSMORE	1:33.553	1:34.228	0.675
5	43	PALMER	30.226	1	SAUNDERS	42.147	1	SAUNDERS	22.198	5	1	SAUNDERS	1:34.682	1:34.884	0.202
6	1	SAUNDERS	30.337	43	PALMER	42.497	102	FEARN	22.202	6	43	PALMER	1:34.946	1:35.438	0.492
7	961	SIM	30.409	102	FEARN	42.698	43	PALMER	22.223	7	102	FEARN	1:35.698	1:35.986	0.288
8	138	REVELEY	30.788	138	REVELEY	43.042	138	REVELEY	22.500	8	961	SIM	1:36.307	1:36.307	0.000
9	102	FEARN	30.798	961	SIM	43.064	41	ABRAHAM	22.603	9	138	REVELEY	1:36.330	1:36.499	0.169
10	20	SWYER	30.985	41	ABRAHAM	43.090	78	THOMAS	22.720	10	41	ABRAHAM	1:36.974	1:37.055	0.081
11	129	CRIPPS	31.266	20	SWYER	43.291	20	SWYER	22.733	11	20	SWYER	1:37.009	1:37.213	0.204
12	41	ABRAHAM	31.281	129	CRIPPS	43.875	961	SIM	22.834	12	78	THOMAS	1:38.464	1:38.815	0.351
13	77	MAY	31.615	78	THOMAS	44.013	165	BUTT	22.867	13	129	CRIPPS	1:38.478	1:38.687	0.209
14	28	SPENCER	31.616	77	MAY	44.070	77	MAY	23.072	14	77	MAY	1:38.757	1:39.216	0.459
15	55	HODGINS	31.726	165	BUTT	44.189	129	CRIPPS	23.337	15	165	BUTT	1:39.283	1:39.453	0.170
16	78	THOMAS	31.731	28	SPENCER	44.448	23	ROSE	23.438	16	28	SPENCER	1:39.868	1:39.966	0.098
17	35	HARVEY	31.868	23	ROSE	44.707	55	HODGINS	23.490	17	23	ROSE	1:40.462	1:41.072	0.610
18	22	MAY	31.899	22	MAY	44.850	234	GILBERT	23.504	18	234	GILBERT	1:40.473	1:40.685	0.212
19	234	GILBERT	32.063	234	GILBERT	44.906	72	MILLER	23.787	19	55	HODGINS	1:40.575	1:41.337	0.762
20	66	DUCRAN	32.203	999	DWYER	45.153	35	HARVEY	23.788	20	35	HARVEY	1:40.912	1:40.966	0.054
21	165	BUTT	32.227	35	HARVEY	45.256	28	SPENCER	23.804	21	22	MAY	1:41.002	1:41.414	0.412
22	23	ROSE	32.317	55	HODGINS	45.359	7	JENKINS	23.888	22	66	DUCRAN	1:41.879	1:42.184	0.305
23	6	FIRTH	32.972	66	DUCRAN	45.448	171	GIBBS	23.895	23	999	DWYER	1:42.080	1:42.106	0.026
24	999	DWYER	32.999	72	MILLER	45.989	999	DWYER	23.928	24	6	FIRTH	1:43.047	1:43.515	0.468
25	46	DRAPER	33.105	6	FIRTH	46.121	6	FIRTH	23.954	25	72	MILLER	1:43.049	1:43.442	0.393
26	14	KILLWORTH	33.149	14	KILLWORTH	46.460	14	KILLWORTH	23.965	26	14	KILLWORTH	1:43.574	1:43.574	0.000
27	72	MILLER	33.273	46	DRAPER	46.528	66	DUCRAN	24.228	27	171	GIBBS	1:44.023	1:44.023	0.000
28	171	GIBBS	33.378	7	JENKINS	46.534	22	MAY	24.253	28	46	DRAPER	1:44.029	1:44.393	0.364
29	24	REYNOLDS	33.427	24	REYNOLDS	46.718	24	REYNOLDS	24.254	29	7	JENKINS	1:44.210	1:44.366	0.156
30	7	JENKINS	33.788	171	GIBBS	46.750	46	DRAPER	24.396	30	24	REYNOLDS	1:44.399	1:44.741	0.342
31	103	GOFFORD	34.191	103	GOFFORD	47.199	103	GOFFORD	24.522	31	103	GOFFORD	1:45.912	1:46.291	0.379
32	18	ALBON	36.320	18	ALBON	50.922	18	ALBON	25.790	32	18	ALBON	1:53.032	1:53.032	0.000
33	133	BOTTIGLIERI	37.063	133	BOTTIGLIERI	51.177	133	BOTTIGLIERI	26.110	33	133	BOTTIGLIERI	1:54.350	1:55.276	0.926
34															

Weather / Track : Sunny / Dry

Brands Hatch GP

Circuit Length = 2.4332 miles

Start: 14:10 Flag 14:21 End: 14:23

Results can be found at www.tsl-timing.com

Printed - 14:24 Sunday, 18 July 2021

BMCRC - MRO Championships 2021 - Rnd 4 @ Brands Hatch GP

Thunderbike Extreme & Ultra

RACE 9 - STATISTICS

Competitors Started 33
Planned Start 2021-07-18 @ 14:01:00.000
Actual Start 2021-07-18 @ 14:10:37.412
Finish Time 2021-07-18 @ 14:21:34.457
Track Length 2.4332mi.
Total Laps 225
Total Distance Covered 547.4901mi.

Session Fastest Lap History

NO	CL	NAME	LAP TIME	TIME OF DAY	LAP	VEHICLE
11	U	Josh HARVEY	1:37.876	14:12:15.309	1	Yamaha R1
11	U	Josh HARVEY	1:32.727	14:13:48.036	2	Yamaha R1
11	U	Josh HARVEY	1:32.358	14:15:20.394	3	Yamaha R1

Session Leader History

NO	CL	NAME	FROM LAP	LAPS LED	DISTANCE	VEHICLE
11	U	Josh HARVEY	1	7	17.03 miles	Yamaha R1

Flag History

TYPE	TIME OF DAY
GREEN	14:10:37.412
FINISH	14:21:34.457

Flag Statistics

TYPE	COUNT	TOTAL LAPS	TOTAL TIME
Green	1	7	12:53.120
Red	0	0	0.000
Safety Car	0	0	0.000
FCY	0	0	0.000

BMCRC - MRO Championships 2021 - Rnd 4 @ Brands Hatch GP

Thunderbike Extreme & Ultra

RACE 9 - STATISTICS

CLASS : E

20 Starters

Fastest Lap History

NO	NAME	LAP TIME	TIME OF DAY	LAP	VEHICLE
1	Andrew SAUNDERS	1:41.371	14:12:18.807	1	Suzuki GSXR
1	Andrew SAUNDERS	1:34.884	14:13:53.690	2	Suzuki GSXR

Leader History

NO	NAME	FROM LAP	LAPS LED	DISTANCE	VEHICLE
1	Andrew SAUNDERS	1	7	17.03 miles	Suzuki GSXR

BMCRC - MRO Championships 2021 - Rnd 4 @ Brands Hatch GP

Thunderbike Extreme & Ultra

RACE 9 - STATISTICS

CLASS : U

13 Starters

Fastest Lap History

NO	NAME	LAP TIME	TIME OF DAY	LAP	VEHICLE
11	Josh HARVEY	1:37.876	14:12:15.309	1	Yamaha R1
11	Josh HARVEY	1:32.727	14:13:48.036	2	Yamaha R1
11	Josh HARVEY	1:32.358	14:15:20.394	3	Yamaha R1

Leader History

NO	NAME	FROM LAP	LAPS LED	DISTANCE	VEHICLE
11	Josh HARVEY	1	7	17.03 miles	Yamaha R1

BMCRC - MRO Championships 2021 - Rnd 4 @ Brands Hatch GP

Thunderbike Extreme & Ultra RACE 19 - GRID (6 Laps)



ROW 14	1		41	133	Carlo BOTTIGLIERI	40	201	Scott WEST		
ROW 13		39	37	Ricky WOODS	38	82	Matt HINNELLS	37	21	Danny BRENNAN
ROW 12	36	117	Raymond STAGG	35	17	Jordan KILLWORTH	34	76	Jason BYARD	
ROW 11		33	63	Matthew WREN	32	18	Stuart ALBON	31	103	Craig GOFFORD
ROW 10		30	24	Mark REYNOLDS	29	46	Adrian DRAPER	28	7	Seb JENKINS
ROW 9		27	171	Daniel GIBBS	26	14	Nick KILLWORTH	25	6	Andrew FIRTH
ROW 8	24	72	Kevin MILLER	23	66	Mitch DUCRAN	22	999	Jack DWYER	
ROW 7		21	22	Matthew MAY	20	55	Nick HODGINS	19	23	Justin ROSE
ROW 6	18	35	Stephen HARVEY	17	234	Donald GILBERT	16	28	David SPENCER	
ROW 5		15	165	Richard BUTT	14	77	David MAY	13	78	Jamie THOMAS
ROW 4	12	129	Derek CRIPPS	11	20	Connor SWYER	10	41	David ABRAHAM	
ROW 3		9	138	James REVELEY	8	961	Jack SIM	7	102	James FEARN
ROW 2	6	43	Steve PALMER	5	1	Andrew SAUNDERS	4	29	Cecil DINSMORE	
ROW 1		3	5	Stacey KILLWORTH	2	275	Mark WILBY	1	11	Josh HARVEY
										Pole

Brands Hatch GP

Circuit Length = 2.4332 miles

These results are provisional until the conclusion of any judicial and technical matters.

Clerk Of Course :	Stewards :	Timekeeper : Craig Smith
-------------------	------------	--------------------------

Results can be found at www.tsl-timing.com

Printed - 14:54 Sunday, 18 July 2021



BMCRC - MRO Championships 2021 - Rnd 4 @ Brands Hatch GP

Thunderbike Extreme & Ultra RACE 19 - CLASSIFICATION



POS	NO	CL	PIC NAME	ENTRY	LAPS	TIME	GAP	DIFF	MPH	BEST	ON
1	11	U	1 Josh HARVEY	Yamaha R1 - NR Racing	6	9:31.155			92.02	1:33.086	4
2	275	U	2 Mark WILBY	Suzuki GSXR1000 -	6	9:35.710	4.555	4.555	91.29	1:34.455	5
3	1	E	1 Andrew SAUNDERS	Suzuki GSXR - SDC PERFORMANCE	6	9:37.501	6.346	1.791	91.01	1:34.345	5
4	961	E	2 Jack SIM	Yamaha R6 - Platform Lift Engineers Ltd	6	9:37.668	6.513	0.167	90.98	1:34.758	5
5	102	U	3 James FEARN	Suzuki GSXR1000 - Jwf tiling, palmer race skool, th	6	9:48.404	17.249	10.736	89.32	1:36.496	6
6	138	E	3 James REVELEY	Yamaha R6 - PCN Racing	6	9:53.801	22.646	5.397	88.51	1:37.017	2
7	17	U	4 Jordan KILLWORTH	Kawasaki ZX-10R - Skyline	6	9:59.400	28.245	5.599	87.68	1:36.909	6
8	129	E	4 Derek CRIPPS	Yamaha R1 - Kelly Cripps - Team FBR	6	10:00.653	29.498	1.253	87.50	1:37.866	5
9	63	U	5 Matthew WREN	Suzuki GSXR - TBR performance	6	10:03.363	32.208	2.710	87.11	1:37.548	3
10	77	E	5 David MAY	Suzuki GSXR 750 K1 - ELP Racing	6	10:06.110	34.955	2.747	86.71	1:39.280	2
11	28	E	6 David SPENCER	Suzuki GSXR 600 -	6	10:09.474	38.319	3.364	86.23	1:39.105	2
12	78	U	6 Jamie THOMAS	Suzuki GSXR 1000 - Team RubyRacing	6	10:11.367	40.212	1.893	85.96	1:39.544	2
13	55	E	7 Nick HODGINS	Suzuki GSXR 750 - Dad, Claire, Super Sam, ASR, C	6	10:19.474	48.319	8.107	84.84	1:40.829	5
14	22	E	8 Matthew MAY	Honda CBR600F3 - Late Breakers	6	10:19.844	48.689	0.370	84.79	1:40.823	6
15	23	U	7 Justin ROSE	Yamaha R1 -	6	10:23.753	52.598	3.909	84.26	1:41.534	6
16	6	E	9 Andrew FIRTH	Yamaha YZF-R1 - LTRmotorcycles.co.uk / Palmer F	6	10:32.202	1:01.047	8.449	83.13	1:43.246	5
17	66	E	10 Mitch DUCRAN	Suzuki SV650 - JP Haulage	6	10:33.650	1:02.495	1.448	82.94	1:42.467	6
18	7	U	8 Seb JENKINS	Suzuki GSX-R 1000 - Mupo Race Suspension - Enpr	6	10:37.082	1:05.927	3.432	82.49	1:43.774	6
19	72	U	9 Kevin MILLER	Honda CBR1000RR - Mechanical Air Supplies Ltd	6	10:37.396	1:06.241	0.314	82.45	1:43.519	4
20	171	E	11 Daniel GIBBS	Suzuki GSXR 750 Y - Thomas Racing	6	10:38.800	1:07.645	1.404	82.27	1:43.726	4
21	14	E	12 Nick KILLWORTH	Aprilia RSV MILLE - Bk Evans racing	6	10:39.339	1:08.184	0.539	82.20	1:43.620	4
22	46	E	13 Adrian DRAPER	Suzuki GSXR 750 - droopy racing uk	6	10:40.694	1:09.539	1.355	82.03	1:44.368	4
23	103	E	14 Craig GOFFORD	Yamaha R1 4XV - Meala Racing Development	6	10:50.928	1:19.773	10.234	80.74	1:44.156	6
24	24	E	15 Mark REYNOLDS	Aprilia MILLE -	6	10:56.383	1:25.228	5.455	80.07	1:47.207	5

NOT CLASSIFIED

DNF	41	U	David ABRAHAM	Yamaha R1 - Cambridge Motorcycles	4	6:35.180	2 Laps	2 Laps	88.66	1:36.885	3
DNF	35	E	Stephen HARVEY	Yamaha YZF R1 -	4	7:00.884	2 Laps	25.704	83.25	1:42.575	4
DNF	29	U	Cecil DINSMORE	Suzuki GSXR 1000 - KnC Motorsport	1	1:41.045	5 Laps	3 Laps	86.69	1:41.045	1
DNF	20	U	Connor SWYER	Suzuki GSXR 1000 K6 - WSC Performace & Owkay	1	2:05.863	5 Laps	24.818	69.59	2:05.863	1
DNF	5	U	Stacey KILLWORTH	Suzuki GSXR 1000 - Greenplant/Everns	0						
DNF	18	E	Stuart ALBON	Honda 954 FIREBLADE - Winter Sun Skydiving	0						

FASTEST LAP

11	U	Josh HARVEY	Yamaha R1 - NR Racing	4	1:33.086	94.10 mph	151.44 kph
1	E	Andrew SAUNDERS	Suzuki GSXR - SDC PERFORMANCE	5	1:34.345	92.84 mph	149.42 kph

Class U - 92.5% of Race Speed = 85.11 mph

Class E - 92.5% of Race Speed = 84.18 mph

Weather / Track : Sunny / Dry

These results are provisional until the conclusion of any judicial and technical matters.

Brands Hatch GP: 2.4332 miles

Race Distance: 6 Laps / 14.59 miles

Start: 17:35 Flag 17:45 End: 17:47

Clerk Of Course :	Stewards :	Timekeeper : Craig Smith
-------------------	------------	--------------------------

Results can be found at www.tsl-timing.com

Printed - 17:47 Sunday, 18 July 2021



BMCRC - MRO Championships 2021 - Rnd 4 @ Brands Hatch GP

Thunderbike Extreme & Ultra

RACE 19 - LAP CHART

LAP 1 @ 17:37:20.713

NO	BEHIND	LAP TIME
11		1:40.794
29	0.251	1:41.045
275	0.329	1:41.123
1	1.103	1:41.897
961	1.167	1:41.961
138	2.306	1:43.100
102	2.635	1:43.429
41	2.979	1:43.773
78	4.506	1:45.300
77	4.867	1:45.661
129	5.106	1:45.900
28	7.055	1:47.849
17	9.788	1:50.582
23	10.264	1:51.058
63	10.577	1:51.371
55	10.661	1:51.455
22	10.829	1:51.623
35	11.876	1:52.670
7	12.222	1:53.016
6	12.945	1:53.739
72	14.027	1:54.821
46	14.633	1:55.427
171	14.773	1:55.567
66	15.179	1:55.973
14	16.091	1:56.885
24	18.270	1:59.064
103	18.400	1:59.194
20	25.069	2:05.863

LAP 2 @ 17:38:55.162

NO	BEHIND	LAP TIME
11		1:34.449
275	0.934	1:35.054
961	2.059	1:35.341
1	2.710	1:36.056
138	4.874	1:37.017
102	5.121	1:36.935
41	5.832	1:37.302
78	9.601	1:39.544
77	9.698	1:39.280
129	10.047	1:39.390
28	11.711	1:39.105
17	14.122	1:38.783
63	14.834	1:38.706
22	18.039	1:41.659
23	19.386	1:43.571
55	19.532	1:43.320
35	20.237	1:42.810
7	22.281	1:44.508
6	23.055	1:44.559
72	24.478	1:44.900
46	25.347	1:45.163
171	25.666	1:45.342
66	25.693	1:44.963
14	26.260	1:44.618
24	31.107	1:47.286
103	31.992	1:48.041

LAP 3 @ 17:40:28.678

NO	BEHIND	LAP TIME
11		1:33.516

275	2.497	1:35.079
961	3.653	1:35.110
1	4.596	1:35.402
102	8.931	1:37.326
41	9.201	1:36.885
138	10.057	1:38.699
78	15.776	1:39.691
129	16.387	1:39.856
77	16.632	1:40.450
28	17.316	1:39.121
17	17.855	1:37.249
63	18.866	1:37.548
22	26.435	1:41.912
55	27.065	1:41.049
23	29.007	1:43.137
35	29.550	1:42.829
7	32.799	1:44.034
6	33.146	1:43.607
66	35.655	1:43.478
72	36.188	1:45.226
171	36.382	1:44.232
46	37.058	1:45.227
14	37.730	1:44.986
24	44.974	1:47.383
103	45.772	1:47.296

LAP 4 @ 17:42:01.764

NO	BEHIND	LAP TIME
11		1:33.086
275	4.734	1:35.323
961	5.867	1:35.300
1	6.218	1:34.708
102	13.192	1:37.347
41	13.335	1:37.220
138	15.061	1:38.090
129	22.834	1:39.533
17	23.598	1:38.829
78	23.857	1:41.167
77	24.105	1:40.559
63	24.154	1:38.374
28	24.664	1:40.434
55	35.256	1:41.277
22	36.002	1:42.653
23	37.850	1:41.929
35	39.039	1:42.575
6	43.447	1:43.387
7	45.346	1:45.633
66	45.850	1:43.281
72	46.621	1:43.519
171	47.022	1:43.726
14	48.264	1:43.620
46	48.340	1:44.368
24	59.563	1:47.675
103	59.747	1:47.061

LAP 5 @ 17:43:35.508

NO	BEHIND	LAP TIME
11		1:33.744
275	5.445	1:34.455
1	6.819	1:34.345
961	6.881	1:34.758
102	16.319	1:36.871
138	19.171	1:37.854
17	26.902	1:37.048

129	26.956	1:37.866
63	29.524	1:39.114
77	31.031	1:40.670
78	32.097	1:41.984
28	32.345	1:41.425
55	42.341	1:40.829
22	43.432	1:41.174
23	46.630	1:42.524
6	52.949	1:43.246
66	55.594	1:43.488
7	57.719	1:46.117
72	57.897	1:45.020
171	58.716	1:45.438
14	59.338	1:44.818
46	1:00.121	1:45.525
103	1:11.183	1:45.180
24	1:13.026	1:47.207

LAP 6 @ 17:45:11.074

NO	BEHIND	LAP TIME
11		1:35.566
275	4.555	1:34.676
1	6.346	1:35.093
961	6.513	1:35.198
102	17.249	1:36.496
138	22.646	1:39.041
17	28.245	1:36.909
129	29.498	1:38.108
63	32.208	1:38.250
77	34.955	1:39.490
28	38.319	1:41.540
78	40.212	1:43.681
55	48.319	1:41.544
22	48.689	1:40.823
23	52.598	1:41.534
6	1:01.047	1:43.664
66	1:02.495	1:42.467
7	1:05.927	1:43.774
72	1:06.241	1:43.910
171	1:07.645	1:44.495
14	1:08.184	1:44.412
46	1:09.539	1:44.984
103	1:19.773	1:44.156
24	1:25.228	1:47.768

Weather / Track : Sunny / Dry

Results can be found at www.tsl-timing.com

Brands Hatch GP

Circuit Length = 2.4332 miles

Start: 17:35 Flag 17:45 End: 17:47

Printed - 17:47 Sunday, 18 July 2021

BMCRC - MRO Championships 2021 - Rnd 4 @ Brands Hatch GP

Thunderbike Extreme & Ultra

RACE 19 - SECTOR ANALYSIS



SECTOR 1 = FL to I1, SECTOR 2 = I1 to I2, SECTOR 3 = I2 to FL, DIFF = Difference To Personal Best Lap, P = Crossed Finish Line in Pit Lane, D = Time Disallowed

P1 11 U		Josh HARVEY		Yamaha R1 - NR Racing			
IDEAL LAP TIME : 1:33.002		BEST LAP TIME : 1:33.086		DIFFERENCE : 0.084			
LAP	SECTOR 1	SECTOR 2	SECTOR 3	LAP TIME	MPH	DIFF	TIME OF DAY
1 -		42.994	22.473	1:40.794	86.90	7.708	17:37:20.713
2 -	30.012	42.419	22.018	1:34.449	92.74	1.363	17:38:55.162
3 -	29.871	41.826	21.819	1:33.516 (2)	93.67	0.430	17:40:28.678
4 -	29.636	41.547	21.903	1:33.086 (1)	94.10		17:42:01.764
5 -	29.927	41.883	21.934	1:33.744 (3)	93.44	0.658	17:43:35.508
6 -	30.104	42.188	23.274	1:35.566	91.66	2.480	17:45:11.074

P2 275 U		Mark WILBY		Suzuki GSXR1000 -			
IDEAL LAP TIME : 1:34.430		BEST LAP TIME : 1:34.455		DIFFERENCE : 0.025			
LAP	SECTOR 1	SECTOR 2	SECTOR 3	LAP TIME	MPH	DIFF	TIME OF DAY
1 -		43.118	22.101	1:41.123	86.62	6.668	17:37:21.042
2 -	30.692	42.356	22.006	1:35.054 (3)	92.15	0.599	17:38:56.096
3 -	30.706	42.442	21.931	1:35.079	92.13	0.624	17:40:31.175
4 -	30.583	42.649	22.091	1:35.323	91.89	0.868	17:42:06.498
5 -	30.478	42.131	21.846	1:34.455 (1)	92.74		17:43:40.953
6 -	30.564	42.106	22.006	1:34.676 (2)	92.52	0.221	17:45:15.629

P3 1 E		Andrew SAUNDERS		Suzuki GSXR - SDC PERFORMANCE			
IDEAL LAP TIME : 1:34.154		BEST LAP TIME : 1:34.345		DIFFERENCE : 0.191			
LAP	SECTOR 1	SECTOR 2	SECTOR 3	LAP TIME	MPH	DIFF	TIME OF DAY
1 -		43.037	22.324	1:41.897	85.96	7.552	17:37:21.816
2 -	30.601	42.668	22.787	1:36.056	91.19	1.711	17:38:57.872
3 -	30.223	42.838	22.341	1:35.402	91.82	1.057	17:40:33.274
4 -	30.164	41.966	22.578	1:34.708 (2)	92.49	0.363	17:42:07.982
5 -	30.020	42.157	22.168	1:34.345 (1)	92.84		17:43:42.327
6 -	30.208	42.167	22.718	1:35.093 (3)	92.11	0.748	17:45:17.420

P4 961 E		Jack SIM		Yamaha R6 - Platform Lift Engineers Ltd			
IDEAL LAP TIME : 1:34.565		BEST LAP TIME : 1:34.758		DIFFERENCE : 0.193			
LAP	SECTOR 1	SECTOR 2	SECTOR 3	LAP TIME	MPH	DIFF	TIME OF DAY
1 -		42.848	22.789	1:41.961	85.91	7.203	17:37:21.880
2 -	30.227	42.524	22.590	1:35.341	91.87	0.583	17:38:57.221
3 -	30.024	42.481	22.605	1:35.110 (2)	92.10	0.352	17:40:32.331
4 -	30.203	42.484	22.613	1:35.300	91.91	0.542	17:42:07.631
5 -	29.970	42.194	22.594	1:34.758 (1)	92.44		17:43:42.389
6 -	30.359	42.005	22.834	1:35.198 (3)	92.01	0.440	17:45:17.587

P5 102 U		James FEARN		Suzuki GSXR1000 - Jwf tiling, palmer race skool, the factory			
IDEAL LAP TIME : 1:36.446		BEST LAP TIME : 1:36.496		DIFFERENCE : 0.050			
LAP	SECTOR 1	SECTOR 2	SECTOR 3	LAP TIME	MPH	DIFF	TIME OF DAY
1 -		43.535	22.606	1:43.429	84.69	6.933	17:37:23.348
2 -	31.427	42.989	22.519	1:36.935 (3)	90.36	0.439	17:39:00.283
3 -	31.123	43.280	22.923	1:37.326	90.00	0.830	17:40:37.609
4 -	31.293	43.315	22.739	1:37.347	89.98	0.851	17:42:14.956
5 -	31.041	43.106	22.724	1:36.871 (2)	90.42	0.375	17:43:51.827
6 -	31.091	42.934	22.471	1:36.496 (1)	90.77		17:45:28.323

BMCRC - MRO Championships 2021 - Rnd 4 @ Brands Hatch GP

Thunderbike Extreme & Ultra

RACE 19 - SECTOR ANALYSIS



SECTOR 1 = FL to I1, SECTOR 2 = I1 to I2, SECTOR 3 = I2 to FL, DIFF = Difference To Personal Best Lap, P = Crossed Finish Line in Pit Lane, D = Time Disallowed

P6 138 E		James REVELEY		Yamaha R6 - PCN Racing			
IDEAL LAP TIME : 1:36.862		BEST LAP TIME : 1:37.017		DIFFERENCE : 0.155			
LAP	SECTOR 1	SECTOR 2	SECTOR 3	LAP TIME	MPH	DIFF	TIME OF DAY
1 -		43.445	22.809	1:43.100	84.96	6.083	17:37:23.019
2 -	31.044	43.207	22.766	1:37.017 (1)	90.29		17:39:00.036
3 -	31.794	44.092	22.813	1:38.699	88.75	1.682	17:40:38.735
4 -	31.445	43.667	22.978	1:38.090 (3)	89.30	1.073	17:42:16.825
5 -	30.889	44.028	22.937	1:37.854 (2)	89.51	0.837	17:43:54.679
6 -	31.306	44.411	23.324	1:39.041	88.44	2.024	17:45:33.720

P7 17 U		Jordan KILLWORTH		Kawasaki ZX-10R - Skyline			
IDEAL LAP TIME : 1:36.508		BEST LAP TIME : 1:36.909		DIFFERENCE : 0.401			
LAP	SECTOR 1	SECTOR 2	SECTOR 3	LAP TIME	MPH	DIFF	TIME OF DAY
1 -		45.369	23.582	1:50.582	79.21	13.673	17:37:30.501
2 -	31.564	44.064	23.155	1:38.783	88.67	1.874	17:39:09.284
3 -	31.313	42.988	22.948	1:37.249 (3)	90.07	0.340	17:40:46.533
4 -	31.335	44.058	23.436	1:38.829	88.63	1.920	17:42:25.362
5 -	31.158	43.158	22.732	1:37.048 (2)	90.26	0.139	17:44:02.410
6 -	30.825	43.389	22.695	1:36.909 (1)	90.39		17:45:39.319

P8 129 E		Derek CRIPPS		Yamaha R1 - Kelly Cripps - Team FBR			
IDEAL LAP TIME : 1:37.716		BEST LAP TIME : 1:37.866		DIFFERENCE : 0.150			
LAP	SECTOR 1	SECTOR 2	SECTOR 3	LAP TIME	MPH	DIFF	TIME OF DAY
1 -		43.974	23.296	1:45.900	82.71	8.034	17:37:25.819
2 -	32.012	44.038	23.340	1:39.390 (3)	88.13	1.524	17:39:05.209
3 -	32.054	44.419	23.383	1:39.856	87.72	1.990	17:40:45.065
4 -	31.667	44.654	23.212	1:39.533	88.00	1.667	17:42:24.598
5 -	31.260	43.408	23.198	1:37.866 (1)	89.50		17:44:02.464
6 -	31.163	43.800	23.145	1:38.108 (2)	89.28	0.242	17:45:40.572

P9 63 U		Matthew WREN		Suzuki GSXR - TBR performance			
IDEAL LAP TIME : 1:37.548		BEST LAP TIME : 1:37.548		DIFFERENCE : 0.000			
LAP	SECTOR 1	SECTOR 2	SECTOR 3	LAP TIME	MPH	DIFF	TIME OF DAY
1 -		46.525	23.583	1:51.371	78.65	13.823	17:37:31.290
2 -	31.593	44.519	22.594	1:38.706	88.74	1.158	17:39:09.996
3 -	31.132	43.969	22.447	1:37.548 (1)	89.80		17:40:47.544
4 -	31.459	44.112	22.803	1:38.374 (3)	89.04	0.826	17:42:25.918
5 -	31.981	44.265	22.868	1:39.114	88.38	1.566	17:44:05.032
6 -	31.292	44.222	22.736	1:38.250 (2)	89.15	0.702	17:45:43.282

P10 77 E		David MAY		Suzuki GSXR 750 K1 - ELP Racing			
IDEAL LAP TIME : 1:38.937		BEST LAP TIME : 1:39.280		DIFFERENCE : 0.343			
LAP	SECTOR 1	SECTOR 2	SECTOR 3	LAP TIME	MPH	DIFF	TIME OF DAY
1 -		43.976	23.807	1:45.661	82.90	6.381	17:37:25.580
2 -	31.854	44.099	23.327	1:39.280 (1)	88.23		17:39:04.860
3 -	32.139	44.715	23.596	1:40.450 (3)	87.20	1.170	17:40:45.310
4 -	31.634	45.494	23.431	1:40.559	87.11	1.279	17:42:25.869
5 -	32.190	45.015	23.465	1:40.670	87.01	1.390	17:44:06.539
6 -	31.987	43.987	23.516	1:39.490 (2)	88.04	0.210	17:45:46.029

BMCRC - MRO Championships 2021 - Rnd 4 @ Brands Hatch GP

Thunderbike Extreme & Ultra

RACE 19 - SECTOR ANALYSIS



SECTOR 1 = FL to I1, SECTOR 2 = I1 to I2, SECTOR 3 = I2 to FL, DIFF = Difference To Personal Best Lap, P = Crossed Finish Line in Pit Lane, D = Time Disallowed

P11 28 E		David SPENCER		Suzuki GSXR 600 -			
IDEAL LAP TIME : 1:38.981		BEST LAP TIME : 1:39.105		DIFFERENCE : 0.124			
LAP	SECTOR 1	SECTOR 2	SECTOR 3	LAP TIME	MPH	DIFF	TIME OF DAY
1 -		44.635	23.715	1:47.849	81.22	8.744	17:37:27.768
2 -	31.695	43.990	23.420	1:39.105 (1)	88.38		17:39:06.873
3 -	31.571	44.057	23.493	1:39.121 (2)	88.37	0.016	17:40:45.994
4 -	32.283	44.325	23.826	1:40.434 (3)	87.21	1.329	17:42:26.428
5 -	31.967	45.124	24.334	1:41.425	86.36	2.320	17:44:07.853
6 -	33.030	44.552	23.958	1:41.540	86.26	2.435	17:45:49.393

P12 78 U		Jamie THOMAS		Suzuki GSXR 1000 - Team RubyRacing			
IDEAL LAP TIME : 1:38.699		BEST LAP TIME : 1:39.544		DIFFERENCE : 0.845			
LAP	SECTOR 1	SECTOR 2	SECTOR 3	LAP TIME	MPH	DIFF	TIME OF DAY
1 -		43.731	23.182	1:45.300	83.18	5.756	17:37:25.219
2 -	31.885	44.207	23.452	1:39.544 (1)	87.99		17:39:04.763
3 -	32.153	44.455	23.083	1:39.691 (2)	87.86	0.147	17:40:44.454
4 -	32.049	45.357	23.761	1:41.167 (3)	86.58	1.623	17:42:25.621
5 -	32.378	45.596	24.010	1:41.984	85.89	2.440	17:44:07.605
6 -	32.971	46.370	24.340	1:43.681	84.48	4.137	17:45:51.286

P13 55 E		Nick HODGINS		Suzuki GSXR 750 - Dad, Claire, Super Sam, ASR, Caz			
IDEAL LAP TIME : 1:40.360		BEST LAP TIME : 1:40.829		DIFFERENCE : 0.469			
LAP	SECTOR 1	SECTOR 2	SECTOR 3	LAP TIME	MPH	DIFF	TIME OF DAY
1 -		46.791	23.909	1:51.455	78.59	10.626	17:37:31.374
2 -	33.274	46.200	23.846	1:43.320	84.78	2.491	17:39:14.694
3 -	32.111	45.466	23.472	1:41.049 (2)	86.68	0.220	17:40:55.743
4 -	32.056	45.552	23.669	1:41.277 (3)	86.49	0.448	17:42:37.020
5 -	31.807	45.081	23.941	1:40.829 (1)	86.87		17:44:17.849
6 -	32.449	45.402	23.693	1:41.544	86.26	0.715	17:45:59.393

P14 22 E		Matthew MAY		Honda CBR600F3 - Late Breakers			
IDEAL LAP TIME : 1:40.576		BEST LAP TIME : 1:40.823		DIFFERENCE : 0.247			
LAP	SECTOR 1	SECTOR 2	SECTOR 3	LAP TIME	MPH	DIFF	TIME OF DAY
1 -		46.780	24.869	1:51.623	78.47	10.800	17:37:31.542
2 -	32.331	45.097	24.231	1:41.659 (3)	86.16	0.836	17:39:13.201
3 -	32.197	45.452	24.263	1:41.912	85.95	1.089	17:40:55.113
4 -	32.475	45.933	24.245	1:42.653	85.33	1.830	17:42:37.766
5 -	31.854	45.259	24.061	1:41.174 (2)	86.58	0.351	17:44:18.940
6 -	31.885	44.661	24.277	1:40.823 (1)	86.88		17:45:59.763

P15 23 U		Justin ROSE		Yamaha R1 -			
IDEAL LAP TIME : 1:41.359		BEST LAP TIME : 1:41.534		DIFFERENCE : 0.175			
LAP	SECTOR 1	SECTOR 2	SECTOR 3	LAP TIME	MPH	DIFF	TIME OF DAY
1 -		46.523	24.298	1:51.058	78.87	9.524	17:37:30.977
2 -	33.411	46.075	24.085	1:43.571	84.57	2.037	17:39:14.548
3 -	33.083	46.054	24.000	1:43.137	84.93	1.603	17:40:57.685
4 -	32.644	45.145	24.140	1:41.929 (2)	85.94	0.395	17:42:39.614
5 -	33.054	45.634	23.836	1:42.524 (3)	85.44	0.990	17:44:22.138
6 -	32.440	45.320	23.774	1:41.534 (1)	86.27		17:46:03.672

BMCRC - MRO Championships 2021 - Rnd 4 @ Brands Hatch GP

Thunderbike Extreme & Ultra

RACE 19 - SECTOR ANALYSIS



SECTOR 1 = FL to I1, SECTOR 2 = I1 to I2, SECTOR 3 = I2 to FL, DIFF = Difference To Personal Best Lap, P = Crossed Finish Line in Pit Lane, D = Time Disallowed

P16 6 E Andrew FIRTH		Yamaha YZF-R1 - LTRmotorcycles.co.uk / Palmer Race Skool /					
IDEAL LAP TIME : 1:43.103		BEST LAP TIME : 1:43.246		DIFFERENCE : 0.143			
LAP	SECTOR 1	SECTOR 2	SECTOR 3	LAP TIME	MPH	DIFF	TIME OF DAY
1 -		47.407	24.316	1:53.739	77.01	10.493	17:37:33.658
2 -	33.561	46.682	24.316	1:44.559	83.77	1.313	17:39:18.217
3 -	33.368	46.152	24.087	1:43.607 (3)	84.54	0.361	17:41:01.824
4 -	33.229	46.129	24.029	1:43.387 (2)	84.72	0.141	17:42:45.211
5 -	33.055	46.042	24.149	1:43.246 (1)	84.84		17:44:28.457
6 -	33.474	46.184	24.006	1:43.664	84.50	0.418	17:46:12.121

P17 66 E Mitch DUCRAN		Suzuki SV650 - JP Haulage					
IDEAL LAP TIME : 1:41.642		BEST LAP TIME : 1:42.467		DIFFERENCE : 0.825			
LAP	SECTOR 1	SECTOR 2	SECTOR 3	LAP TIME	MPH	DIFF	TIME OF DAY
1 -		48.703	24.155	1:55.973	75.53	13.506	17:37:35.892
2 -	32.870	47.642	24.451	1:44.963	83.45	2.496	17:39:20.855
3 -	32.449	46.674	24.355	1:43.478 (3)	84.65	1.011	17:41:04.333
4 -	31.805	47.004	24.472	1:43.281 (2)	84.81	0.814	17:42:47.614
5 -	32.561	46.155	24.772	1:43.488	84.64	1.021	17:44:31.102
6 -	32.477	45.682	24.308	1:42.467 (1)	85.48		17:46:13.569

P18 7 U Seb JENKINS		Suzuki GSX-R 1000 - Mupo Race Suspension - Enpro - DDA gr					
IDEAL LAP TIME : 1:43.569		BEST LAP TIME : 1:43.774		DIFFERENCE : 0.205			
LAP	SECTOR 1	SECTOR 2	SECTOR 3	LAP TIME	MPH	DIFF	TIME OF DAY
1 -		46.812	23.898	1:53.016	77.50	9.242	17:37:32.935
2 -	33.901	46.928	23.679	1:44.508 (3)	83.81	0.734	17:39:17.443
3 -	33.538	46.490	24.006	1:44.034 (2)	84.20	0.260	17:41:01.477
4 -	34.139	47.214	24.280	1:45.633	82.92	1.859	17:42:47.110
5 -	34.714	46.834	24.569	1:46.117	82.54	2.343	17:44:33.227
6 -	33.618	46.615	23.541	1:43.774 (1)	84.41		17:46:17.001

P19 72 U Kevin MILLER		Honda CBR1000RR - Mechanical Air Supplies Ltd					
IDEAL LAP TIME : 1:42.883		BEST LAP TIME : 1:43.519		DIFFERENCE : 0.636			
LAP	SECTOR 1	SECTOR 2	SECTOR 3	LAP TIME	MPH	DIFF	TIME OF DAY
1 -		47.687	24.442	1:54.821	76.29	11.302	17:37:34.740
2 -	33.694	46.972	24.234	1:44.900 (3)	83.50	1.381	17:39:19.640
3 -	34.017	46.891	24.318	1:45.226	83.24	1.707	17:41:04.866
4 -	33.403	45.903	24.213	1:43.519 (1)	84.62		17:42:48.385
5 -	34.148	46.598	24.274	1:45.020	83.41	1.501	17:44:33.405
6 -	34.199	46.134	23.577	1:43.910 (2)	84.30	0.391	17:46:17.315

P20 171 E Daniel GIBBS		Suzuki GSXR 750 Y - Thomas Racing					
IDEAL LAP TIME : 1:43.422		BEST LAP TIME : 1:43.726		DIFFERENCE : 0.304			
LAP	SECTOR 1	SECTOR 2	SECTOR 3	LAP TIME	MPH	DIFF	TIME OF DAY
1 -		48.066	24.656	1:55.567	75.79	11.841	17:37:35.486
2 -	33.766	47.529	24.047	1:45.342	83.15	1.616	17:39:20.828
3 -	33.340	46.476	24.416	1:44.232 (2)	84.04	0.506	17:41:05.060
4 -	33.442	46.035	24.249	1:43.726 (1)	84.45		17:42:48.786
5 -	33.514	47.075	24.849	1:45.438	83.08	1.712	17:44:34.224
6 -	33.962	46.295	24.238	1:44.495 (3)	83.83	0.769	17:46:18.719

Weather / Track : Sunny / Dry

Brands Hatch GP
Circuit Length = 2.4332 miles
Start: 17:35 Flag 17:45 End: 17:47

BMCR - MRO Championships 2021 - Rnd 4 @ Brands Hatch GP

Thunderbike Extreme & Ultra

RACE 19 - SECTOR ANALYSIS



SECTOR 1 = FL to I1, SECTOR 2 = I1 to I2, SECTOR 3 = I2 to FL, DIFF = Difference To Personal Best Lap, P = Crossed Finish Line in Pit Lane, D = Time Disallowed

P21 14 E		Nick KILLWORTH		Aprillia RSV MILLE - Bk Evans racing			
IDEAL LAP TIME : 1:43.381		BEST LAP TIME : 1:43.620		DIFFERENCE : 0.239			
LAP	SECTOR 1	SECTOR 2	SECTOR 3	LAP TIME	MPH	DIFF	TIME OF DAY
1 -		48.290	24.632	1:56.885	74.94	13.265	17:37:36.804
2 -	33.018	47.317	24.283	1:44.618 (3)	83.73	0.998	17:39:21.422
3 -	33.164	47.190	24.632	1:44.986	83.43	1.366	17:41:06.408
4 -	33.203	46.174	24.243	1:43.620 (1)	84.53		17:42:50.028
5 -	33.085	46.618	25.115	1:44.818	83.57	1.198	17:44:34.846
6 -	33.856	46.120	24.436	1:44.412 (2)	83.89	0.792	17:46:19.258

P22 46 E		Adrian DRAPER		Suzuki GSXR 750 - droopy racing uk			
IDEAL LAP TIME : 1:43.982		BEST LAP TIME : 1:44.368		DIFFERENCE : 0.386			
LAP	SECTOR 1	SECTOR 2	SECTOR 3	LAP TIME	MPH	DIFF	TIME OF DAY
1 -		47.471	24.753	1:55.427	75.89	11.059	17:37:35.346
2 -	33.637	47.093	24.433	1:45.163 (3)	83.29	0.795	17:39:20.509
3 -	33.799	47.051	24.377	1:45.227	83.24	0.859	17:41:05.736
4 -	33.350	46.255	24.763	1:44.368 (1)	83.93		17:42:50.104
5 -	33.786	46.377	25.362	1:45.525	83.01	1.157	17:44:35.629
6 -	33.597	46.540	24.847	1:44.984 (2)	83.43	0.616	17:46:20.613

P23 103 E		Craig GOFFORD		Yamaha R1 4XV - Meala Racing Development			
IDEAL LAP TIME : 1:44.156		BEST LAP TIME : 1:44.156		DIFFERENCE : 0.000			
LAP	SECTOR 1	SECTOR 2	SECTOR 3	LAP TIME	MPH	DIFF	TIME OF DAY
1 -		49.448	25.371	1:59.194	73.49	15.038	17:37:39.113
2 -	35.287	47.812	24.942	1:48.041	81.07	3.885	17:39:27.154
3 -	34.643	47.722	24.931	1:47.296	81.64	3.140	17:41:14.450
4 -	34.452	47.704	24.905	1:47.061 (3)	81.82	2.905	17:43:01.511
5 -	34.305	46.462	24.413	1:45.180 (2)	83.28	1.024	17:44:46.691
6 -	33.633	46.200	24.323	1:44.156 (1)	84.10		17:46:30.847

P24 24 E		Mark REYNOLDS		Aprilia MILLE -			
IDEAL LAP TIME : 1:46.548		BEST LAP TIME : 1:47.207		DIFFERENCE : 0.659			
LAP	SECTOR 1	SECTOR 2	SECTOR 3	LAP TIME	MPH	DIFF	TIME OF DAY
1 -		49.926	25.407	1:59.064	73.57	11.857	17:37:38.983
2 -	34.501	48.074	24.711	1:47.286 (2)	81.64	0.079	17:39:26.269
3 -	34.157	48.218	25.008	1:47.383 (3)	81.57	0.176	17:41:13.652
4 -	34.567	48.155	24.953	1:47.675	81.35	0.468	17:43:01.327
5 -	34.744	47.680	24.783	1:47.207 (1)	81.70		17:44:48.534
6 -	34.364	48.553	24.851	1:47.768	81.28	0.561	17:46:36.302

P25 41 U		David ABRAHAM		Yamaha R1 - Cambridge Motorcycles			
IDEAL LAP TIME : 1:36.690		BEST LAP TIME : 1:36.885		DIFFERENCE : 0.195			
LAP	SECTOR 1	SECTOR 2	SECTOR 3	LAP TIME	MPH	DIFF	TIME OF DAY
1 -		43.760	22.540	1:43.773	84.41	6.888	17:37:23.692
2 -	31.665	43.212	22.425	1:37.302 (3)	90.02	0.417	17:39:00.994
3 -	31.099	43.222	22.564	1:36.885 (1)	90.41		17:40:37.879
4 -	31.127	43.415	22.678	1:37.220 (2)	90.10	0.335	17:42:15.099

P26 35 E		Stephen HARVEY		Yamaha YZF R1 -			
IDEAL LAP TIME : 1:42.109		BEST LAP TIME : 1:42.575		DIFFERENCE : 0.466			
LAP	SECTOR 1	SECTOR 2	SECTOR 3	LAP TIME	MPH	DIFF	TIME OF DAY
1 -		47.052	24.423	1:52.670	77.74	10.095	17:37:32.589
2 -	32.777	46.023	24.010	1:42.810 (2)	85.20	0.235	17:39:15.399
3 -	32.526	45.746	24.557	1:42.829 (3)	85.18	0.254	17:40:58.228
4 -	32.883	45.770	23.922	1:42.575 (1)	85.39		17:42:40.803

Weather / Track : Sunny / Dry

Brands Hatch GP
Circuit Length = 2.4332 miles
Start: 17:35 Flag 17:45 End: 17:47

BMCRC - MRO Championships 2021 - Rnd 4 @ Brands Hatch GP

Thunderbike Extreme & Ultra

RACE 19 - SECTOR ANALYSIS



SECTOR 1 = FL to I1, SECTOR 2 = I1 to I2, SECTOR 3 = I2 to FL, DIFF = Difference To Personal Best Lap, P = Crossed Finish Line in Pit Lane, D = Time Disallowed

LAP	SECTOR 1	SECTOR 2	SECTOR 3	LAP TIME	MPH	DIFF	TIME OF DAY
P27	29 U	Cecil DINSMORE		Suzuki GSXR 1000 - KnC Motorsport			
IDEAL LAP TIME : 1:35.485		BEST LAP TIME : 1:41.045		DIFFERENCE : 5.560			
1 -	42.887	22.262	1:41.045 (1)	86.69		17:37:20.964	
P28	20 U	Connor SWYER		Suzuki GSXR 1000 K6 - WSC Performace & Owkay clothing			
IDEAL LAP TIME : 1:55.841		BEST LAP TIME : 2:05.863		DIFFERENCE : 10.022			
1 -	51.479	25.016	2:05.863 (1)	69.59		17:37:45.782	

BMCRC - MRO Championships 2021 - Rnd 4 @ Brands Hatch GP

Thunderbike Extreme & Ultra

RACE 19 - BEST SECTORS

SECTOR 1			SECTOR 2			SECTOR 3			IDEAL / BEST COMPARISON						
POS	NO	NAME	TIME	NO	NAME	TIME	NO	NAME	TIME	POS	NO	NAME	IDEAL	BEST	DIFF
												PERFECT LAP	1:33.002		
1	11	HARVEY	29.636	11	HARVEY	41.547	11	HARVEY	21.819	1	11	HARVEY	1:33.002	1:33.086	0.084
2	961	SIM	29.970	1	SAUNDERS	41.966	275	WILBY	21.846	2	1	SAUNDERS	1:34.154	1:34.345	0.191
3	1	SAUNDERS	30.020	961	SIM	42.005	1	SAUNDERS	22.168	3	275	WILBY	1:34.430	1:34.455	0.025
4	29	DINSMORE	30.336	275	WILBY	42.106	29	DINSMORE	22.262	4	961	SIM	1:34.565	1:34.758	0.193
5	275	WILBY	30.478	29	DINSMORE	42.887	41	ABRAHAM	22.425	5	29	DINSMORE	1:35.485	1:41.045	5.560
6	17	KILLWORTH	30.825	102	FEARN	42.934	63	WREN	22.447	6	102	FEARN	1:36.446	1:36.496	0.050
7	138	REVELEY	30.889	17	KILLWORTH	42.988	102	FEARN	22.471	7	17	KILLWORTH	1:36.508	1:36.909	0.401
8	102	FEARN	31.041	138	REVELEY	43.207	961	SIM	22.590	8	41	ABRAHAM	1:36.690	1:36.885	0.195
9	41	ABRAHAM	31.053	41	ABRAHAM	43.212	17	KILLWORTH	22.695	9	138	REVELEY	1:36.862	1:37.017	0.155
10	63	WREN	31.132	129	CRIPPS	43.408	138	REVELEY	22.766	10	63	WREN	1:37.548	1:37.548	0.000
11	129	CRIPPS	31.163	78	THOMAS	43.731	78	THOMAS	23.083	11	129	CRIPPS	1:37.716	1:37.866	0.150
12	28	SPENCER	31.571	63	WREN	43.969	129	CRIPPS	23.145	12	78	THOMAS	1:38.699	1:39.544	0.845
13	77	MAY	31.634	77	MAY	43.976	77	MAY	23.327	13	77	MAY	1:38.937	1:39.280	0.343
14	66	DUCRAN	31.805	28	SPENCER	43.990	28	SPENCER	23.420	14	28	SPENCER	1:38.981	1:39.105	0.124
15	55	HODGINS	31.807	22	MAY	44.661	55	HODGINS	23.472	15	55	HODGINS	1:40.360	1:40.829	0.469
16	22	MAY	31.854	55	HODGINS	45.081	7	JENKINS	23.541	16	22	MAY	1:40.576	1:40.823	0.247
17	78	THOMAS	31.885	23	ROSE	45.145	72	MILLER	23.577	17	23	ROSE	1:41.359	1:41.534	0.175
18	23	ROSE	32.440	66	DUCRAN	45.682	23	ROSE	23.774	18	66	DUCRAN	1:41.642	1:42.467	0.825
19	35	HARVEY	32.441	35	HARVEY	45.746	35	HARVEY	23.922	19	35	HARVEY	1:42.109	1:42.575	0.466
20	14	KILLWORTH	33.018	72	MILLER	45.903	6	FIRTH	24.006	20	72	MILLER	1:42.883	1:43.519	0.636
21	6	FIRTH	33.055	171	GIBBS	46.035	171	GIBBS	24.047	21	6	FIRTH	1:43.103	1:43.246	0.143
22	171	GIBBS	33.340	6	FIRTH	46.042	22	MAY	24.061	22	14	KILLWORTH	1:43.381	1:43.620	0.239
23	46	DRAPER	33.350	14	KILLWORTH	46.120	66	DUCRAN	24.155	23	171	GIBBS	1:43.422	1:43.726	0.304
24	72	MILLER	33.403	103	GOFFORD	46.200	14	KILLWORTH	24.243	24	7	JENKINS	1:43.569	1:43.774	0.205
25	7	JENKINS	33.538	46	DRAPER	46.255	103	GOFFORD	24.323	25	46	DRAPER	1:43.982	1:44.368	0.386
26	103	GOFFORD	33.633	7	JENKINS	46.490	46	DRAPER	24.377	26	103	GOFFORD	1:44.156	1:44.156	0.000
27	24	REYNOLDS	34.157	24	REYNOLDS	47.680	24	REYNOLDS	24.711	27	24	REYNOLDS	1:46.548	1:47.207	0.659
28	20	SWYER	39.346	20	SWYER	51.479	20	SWYER	25.016	28	20	SWYER	1:55.841	2:05.863	10.022
29															
30															

BMCRC - MRO Championships 2021 - Rnd 4 @ Brands Hatch GP

Thunderbike Extreme & Ultra

RACE 19 - STATISTICS

Competitors Started 28
Planned Start 2021-07-18 @ 17:50:00.000
Actual Start 2021-07-18 @ 17:35:39.918
Finish Time 2021-07-18 @ 17:45:11.073
Track Length 2.4332mi.
Total Laps 154
Total Distance Covered 374.7265mi.

Session Fastest Lap History

NO	CL	NAME	LAP TIME	TIME OF DAY	LAP	VEHICLE
11	U	Josh HARVEY	1:40.794	17:37:20.734	1	Yamaha R1
11	U	Josh HARVEY	1:34.449	17:38:55.183	2	Yamaha R1
11	U	Josh HARVEY	1:33.516	17:40:28.699	3	Yamaha R1
11	U	Josh HARVEY	1:33.086	17:42:01.786	4	Yamaha R1

Session Leader History

NO	CL	NAME	FROM LAP	LAPS LED	DISTANCE	VEHICLE
11	U	Josh HARVEY	1	6	14.59 miles	Yamaha R1

Flag History

TYPE	TIME OF DAY
GREEN	17:35:39.918
FINISH	17:45:11.073

Flag Statistics

TYPE	COUNT	TOTAL LAPS	TOTAL TIME
Green	1	6	11:21.488
Red	0	0	0.000
Safety Car	0	0	0.000
FCY	0	0	0.000

BMCRC - MRO Championships 2021 - Rnd 4 @ Brands Hatch GP

Thunderbike Extreme & Ultra

RACE 19 - STATISTICS

CLASS : E

16 Starters

Fastest Lap History

NO	NAME	LAP TIME	TIME OF DAY	LAP	VEHICLE
1	Andrew SAUNDERS	1:41.897	17:37:21.838	1	Suzuki GSXR
961	Jack SIM	1:35.341	17:38:57.231	2	Yamaha R6
961	Jack SIM	1:35.110	17:40:32.342	3	Yamaha R6
1	Andrew SAUNDERS	1:34.708	17:42:08.004	4	Suzuki GSXR
1	Andrew SAUNDERS	1:34.345	17:43:42.349	5	Suzuki GSXR

Leader History

NO	NAME	FROM LAP	LAPS LED	DISTANCE	VEHICLE
1	Andrew SAUNDERS	1	1	2.43 miles	Suzuki GSXR
961	Jack SIM	2	3	7.29 miles	Yamaha R6
1	Andrew SAUNDERS	5	2	4.86 miles	Suzuki GSXR

BMCRC - MRO Championships 2021 - Rnd 4 @ Brands Hatch GP

Thunderbike Extreme & Ultra

RACE 19 - STATISTICS

CLASS : U

12 Starters

Fastest Lap History

NO	NAME	LAP TIME	TIME OF DAY	LAP	VEHICLE
11	Josh HARVEY	1:40.794	17:37:20.734	1	Yamaha R1
11	Josh HARVEY	1:34.449	17:38:55.183	2	Yamaha R1
11	Josh HARVEY	1:33.516	17:40:28.699	3	Yamaha R1
11	Josh HARVEY	1:33.086	17:42:01.786	4	Yamaha R1

Leader History

NO	NAME	FROM LAP	LAPS LED	DISTANCE	VEHICLE
11	Josh HARVEY	1	6	14.59 miles	Yamaha R1

BMCRC-MRO Championships 2021



BMCRC THUNDERBIKE SPORT
Supported by Steve Jordan Motorcycles
& ROOKIE MINITWINS

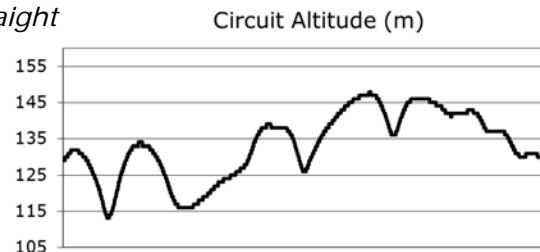
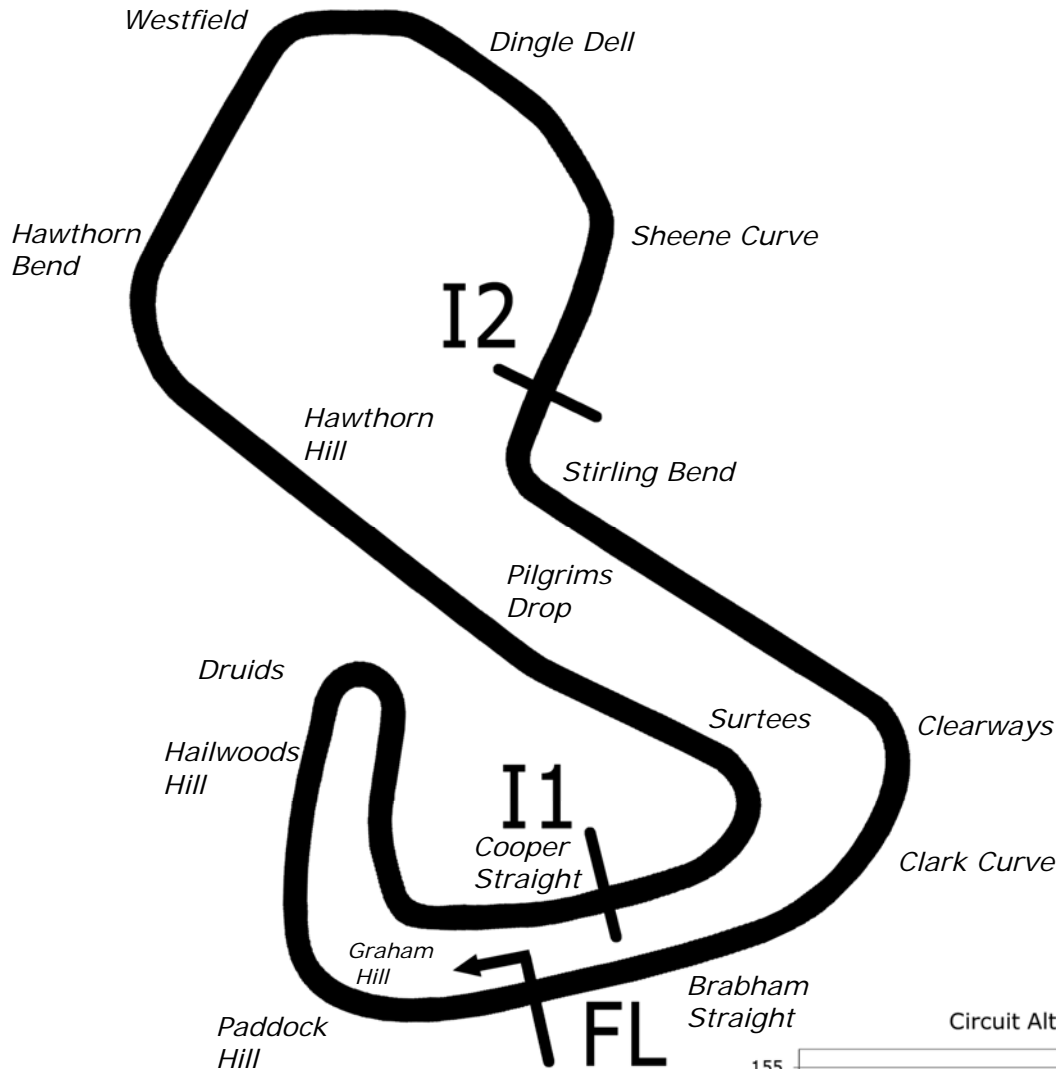
Brands Hatch GP

17th / 18th July 2021



Results Provided by Timing Solutions Ltd
www.tsl-timing.com

Brands Hatch GP



Length	2.4332 miles	3916.0 m	
FL		51.36032 N	0.26032 E
I1	1116m	51.35934 N	0.25955 E
I2	2928m	51.35532 N	0.26250 E
Pit Entry	3646m	51.35911 N	0.25743 E
Pit Exit	26m after FL	51.36027 N	0.26078 E
Pit Entry-Pit Exit 277m, 19.9s @50kph, 16.6s @60kph			

All results available at www.tsl-timing.com

BMCRC - MRO Championships 2021 - Rnd 4 @ Brands Hatch GP



BMCRC Thunderbike Sport & Rookie Minitwins

QUALIFYING - CLASSIFICATION

POS	NO	CL	PIC NAME	ENTRY	TIME	ON	LAPS	GAP	DIFF	MPH
1	624		1 Matthew FEDRICK	Yamaha R6 - Matthew Fedrick farriers ltd/ Palmer Race	1:37.853	6	8			89.52
2	961		2 Jack SIM	Yamaha R6 - Platform Lift Engineers Ltd	1:38.207	6	8	0.354	0.354	89.19
3	52		3 Elliot FRICKER	Honda CBR600 - Petwise.org, S&S, Ride in Bike Tyres	1:38.349	5	7	0.496	0.142	89.06
4	54		4 Adam JAMISON	Yamaha R6 - Team AJR	1:38.393	6	6	0.540	0.044	89.02
5	48		5 Shaun WALLIS	Yamaha R6 - MBC Despatch Racing	1:40.892	7	7	3.039	2.499	86.82
6	81		6 Malvern MAY	Honda CBR600RR -	1:41.276	5	7	3.423	0.384	86.49
7	25		7 Harrison DAY	Honda CBR 600 -	1:41.794	5	7	3.941	0.518	86.05
8	351		8 Sam DIGBY-BAKER	Yamaha R6 -	1:41.884	6	7	4.031	0.090	85.97
9	84		9 Ricardo BRANCO	Yamaha R6 - IMP Racing	1:41.911	5	7	4.058	0.027	85.95
10	228*		10 Liam McCARTER	Suzuki GSXR 750 -	1:42.892	4	6	5.039	0.981	85.13
11	166	RMT	1 Nicholas BAKER	Suzuki SV650 - K66	1:44.525	7	7	6.672	1.633	83.80
12	333	R	1 Mark STUBBERFIELD	Yamaha R6 - Polished concrete London	1:44.950	5	7	7.097	0.425	83.46
13	63	RMT	2 Stephen PERFITT	Suzuki SV650 - PKP Services Ltd	1:45.141	6	7	7.288	0.191	83.31
14	168	R	2 Aaron DALRYMPLE	Suzuki GSXR 600 -	1:45.757	5	6	7.904	0.616	82.82
15	73	RMT	3 Esteban LECOQ	Suzuki SV650 SK5 -	1:45.814	7	7	7.961	0.057	82.78
16	32	R	3 Jack WILLIAMS	Honda CBR600 -	1:45.932	4	4	8.079	0.118	82.69
17	234	RMT	4 Andrew FLUX	Suzuki SV650 - Mach 1 Automotive LTD	1:46.179	2	7	8.326	0.247	82.50
18	123	RMT	5 Adam FORSYTH	Suzuki SV650 - Rock Oil	1:46.196	7	7	8.343	0.017	82.48
19	189	RMT	6 Mark LAWSON	Suzuki SV 650 - Crawfords metal detectors	1:47.077	6	6	9.224	0.881	81.80
20	80	R	4 Stephen LANE	Kawasaki ZX6R -	1:47.136	7	7	9.283	0.059	81.76
21	919	RMT	7 Andrew BELLIS	Suzuki SV 650 - Cunco Ltd	1:47.298	6	6	9.445	0.162	81.64
22	50		11 Paul ROBSON	Kawaski ZX6R - RBProperty services & Environment Li	1:47.714	7	7	9.861	0.416	81.32
23	192	RMT	8 Richard MOFFA	Suzuki SV650 -	1:47.767	6	6	9.914	0.053	81.28
24	513	R	5 Pablo ROMERO	Suzuki GSXR600 - The Sausage Racing Team	1:47.790	5	7	9.937	0.023	81.26
25	37		12 Ricky WOODS	Suzuki GSXR 600 - KTS Vehicle Repairs	1:47.933	3	6	10.080	0.143	81.16
26	62	RMT	9 James KING	Suzuki SV650 - King and Drury construction	1:48.315	7	7	10.462	0.382	80.87
27	140	RMT	10 Luke LAWSON	Suzuki SV650 - Lpl plastering and maintenance	1:48.430	6	6	10.577	0.115	80.78
28	193	RMT	11 Tony BOTTO	Suzuki SV 650 - TB Motorcycles	1:49.296	5	6	11.443	0.866	80.14
29	22		13 Matthew MAY	Honda CBR600F3 - Late Breakers	1:50.373	4	5	12.520	1.077	79.36
30	101		14 Glen TRIPP	Honda CBR 600FW - yaki too racing	1:50.629	6	7	12.776	0.256	79.18
31	139	R	6 Rob MARLEY	Honda CBR600F3 - PearTree Racing	1:51.694	6	6	13.841	1.065	78.42
32	138	RMT	12 Craig JARMIN	Suzuki SV650 - BK Racing	1:51.870	7	7	14.017	0.176	78.30
33	29	RMT	13 Hayden KILLWORTH	Suzuki SV650 - BK Racing	1:52.213	6	6	14.360	0.343	78.06
34	260*	R	7 Greg PYMM	Kawasaki ER6 -	1:54.086	5	6	16.233	1.873	76.78
35	49	R	8 Oli CHAYTOR	Yamaha R6 - PearTree Racing	1:54.311	3	4	16.458	0.225	76.63
36	116	RMT	14 Gareth FAITH	Suzuki SV650 - Sitramoto	2:00.398	6	6	22.545	6.087	72.75
37	94	RMT	15 Rebecca HOUGHTON	Suzuki SV650 -	2:03.683	5	6	25.830	3.285	70.82
38	966	RMT	16 Paul LEE	Suzuki SV650 -	2:06.960	4	6	29.107	3.277	68.99

* Bikes 228 & 260 - Poor signal from transponder, please move to a suitable position

Weather / Track : Sunny / Dry

These results are provisional until the conclusion of any judicial and technical matters.

Brands Hatch GP

Circuit Length = 2.4332 miles

Start: 10:10 Flag 10:23 End: 10:25

Clerk Of Course :

Stewards :

Timekeeper : Craig Smith

Results can be found at www.tsl-timing.com

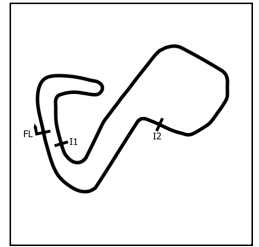
Printed - 10:25 Saturday, 17 July 2021



BMCRC - MRO Championships 2021 - Rnd 4 @ Brands Hatch GP

BMCRC Thunderbike Sport & Rookie Minitwins

QUALIFYING - SECTOR ANALYSIS



SECTOR 1 = FL to I1, SECTOR 2 = I1 to I2, SECTOR 3 = I2 to FL, DIFF = Difference To Personal Best Lap, P = Crossed Finish Line in Pit Lane, D = Time Disallowed

P1 624		Matthew FEDRICK		Yamaha R6 - Matthew Fedrick farriers ltd/ Palmer Race Skool			
IDEAL LAP TIME : 1:37.588		BEST LAP TIME : 1:37.853		DIFFERENCE : 0.265			
LAP	SECTOR 1	SECTOR 2	SECTOR 3	LAP TIME	MPH	DIFF	TIME OF DAY
1 -	32.063	45.166	23.619	1:40.848	86.86	2.995	10:13:24.903
2 -	31.435	43.929	23.469	1:38.833	88.63	0.980	10:15:03.736
3 -	31.060	43.845	23.850	1:38.755 (2)	88.70	0.902	10:16:42.491
4 -	31.502	44.083	24.269	1:39.854	87.72	2.001	10:18:22.345
5 -	31.411	44.213	23.237	1:38.861	88.60	1.008	10:20:01.206
6 -	31.028	43.641	23.184	1:37.853 (1)	89.52		10:21:39.059
7 -	31.894	43.953	22.919	1:38.766 (3)	88.69	0.913	10:23:17.825
8 -	31.999	44.805	23.748	1:40.552	87.11	2.699	10:24:58.377

P2 961		Jack SIM		Yamaha R6 - Platform Lift Engineers Ltd			
IDEAL LAP TIME : 1:38.206		BEST LAP TIME : 1:38.207		DIFFERENCE : 0.001			
LAP	SECTOR 1	SECTOR 2	SECTOR 3	LAP TIME	MPH	DIFF	TIME OF DAY
1 -	32.303	45.191	23.626	1:41.120	86.62	2.913	10:13:23.056
2 -	31.393	43.875	23.397	1:38.665 (3)	88.78	0.458	10:15:01.721
3 -	31.295	44.303	23.616	1:39.214	88.29	1.007	10:16:40.935
4 -	31.669	44.299	24.359	1:40.327	87.31	2.120	10:18:21.262
5 -	31.388	44.326	23.507	1:39.221	88.28	1.014	10:20:00.483
6 -	31.199	43.773	23.235	1:38.207 (1)	89.19		10:21:38.690
7 -	31.198	43.860	23.342	1:38.400 (2)	89.02	0.193	10:23:17.090
8 -	31.653	44.327	23.536	1:39.516	88.02	1.309	10:24:56.606

P3 52		Elliot FRICKER		Honda CBR600 - Petwise.org, S&S, Ride in Bike Tyres			
IDEAL LAP TIME : 1:37.761		BEST LAP TIME : 1:38.349		DIFFERENCE : 0.588			
LAP	SECTOR 1	SECTOR 2	SECTOR 3	LAP TIME	MPH	DIFF	TIME OF DAY
1 -	32.070	45.025	23.649	1:40.744	86.95	2.395	10:13:22.222
2 -	31.259	44.155	23.603	1:39.017	88.46	0.668	10:15:01.239
3 -	32.303	45.046	25.920	1:43.269	84.82	4.920	10:16:44.508
4 -	30.764	43.787	24.181	1:38.732 (3)	88.72	0.383	10:18:23.240
5 -	30.772	44.367	23.210	1:38.349 (1)	89.06		10:20:01.589
6 -	30.883	44.117	23.379	1:38.379 (2)	89.04	0.030	10:21:39.968
7 -	33.005	45.479	24.426	1:42.910	85.12	4.561	10:23:22.878

P4 54		Adam JAMISON		Yamaha R6 - Team AJR			
IDEAL LAP TIME : 1:38.310		BEST LAP TIME : 1:38.393		DIFFERENCE : 0.083			
LAP	SECTOR 1	SECTOR 2	SECTOR 3	LAP TIME	MPH	DIFF	TIME OF DAY
1 -	32.248	44.985	23.503	1:40.736	86.95	2.343	10:13:22.303
2 -	31.469	44.066	23.308	1:38.843 (2)	88.62	0.450	10:15:01.146
3 -	31.561	44.961	23.732	1:40.254	87.37	1.861	10:16:41.400
4 -	31.544	44.356	24.510	1:40.410	87.24	2.017	10:18:21.810
5 -	31.379	44.366	23.224	1:38.969 (3)	88.51	0.576	10:20:00.779
6 -	31.187	44.149	23.057	1:38.393 (1)	89.02		10:21:39.172

P5 48		Shaun WALLIS		Yamaha R6 - MBC Despatch Racing			
IDEAL LAP TIME : 1:40.892		BEST LAP TIME : 1:40.892		DIFFERENCE : 0.000			
LAP	SECTOR 1	SECTOR 2	SECTOR 3	LAP TIME	MPH	DIFF	TIME OF DAY
1 -	33.088	46.445	24.435	1:43.968	84.25	3.076	10:13:54.507
2 -	32.676	46.551	23.970	1:43.197	84.88	2.305	10:15:37.704
3 -	32.401	45.740	24.019	1:42.160 (3)	85.74	1.268	10:17:19.864
4 -	33.391	45.684	23.937	1:43.012	85.03	2.120	10:19:02.876
5 -	32.721	46.566	24.187	1:43.474	84.65	2.582	10:20:46.350
6 -	32.027	45.570	23.974	1:41.571 (2)	86.24	0.679	10:22:27.921
7 -	31.977	44.994	23.921	1:40.892 (1)	86.82		10:24:08.813

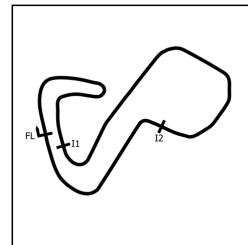
Weather / Track : Sunny / Dry

Brands Hatch GP
Circuit Length = 2.4332 miles
Start: 10:10 Flag 10:23 End: 10:25

BMCRC - MRO Championships 2021 - Rnd 4 @ Brands Hatch GP

BMCRC Thunderbike Sport & Rookie Minitwins

QUALIFYING - SECTOR ANALYSIS



SECTOR 1 = FL to I1, SECTOR 2 = I1 to I2, SECTOR 3 = I2 to FL, DIFF = Difference To Personal Best Lap, P = Crossed Finish Line in Pit Lane, D = Time Disallowed

P6 81		Malvern MAY		Honda CBR600RR -			
IDEAL LAP TIME : 1:40.722		BEST LAP TIME : 1:41.276		DIFFERENCE : 0.554			
LAP	SECTOR 1	SECTOR 2	SECTOR 3	LAP TIME	MPH	DIFF	TIME OF DAY
1 -	32.179	45.402	24.218	1:41.799 (2)	86.05	0.523	10:13:28.444
2 -	32.218	45.810	24.276	1:42.304	85.62	1.028	10:15:10.748
3 -	31.861	46.131	24.205	1:42.197	85.71	0.921	10:16:52.945
4 -	32.060	45.890	23.942	1:41.892 (3)	85.97	0.616	10:18:34.837
5 -	32.256	44.919	24.101	1:41.276 (1)	86.49		10:20:16.113
6 -	32.134	45.461	25.270	1:42.865	85.15	1.589	10:21:58.978
7 -	32.993	45.337	24.274	1:42.604	85.37	1.328	10:23:41.582

P7 25		Harrison DAY		Honda CBR 600 -			
IDEAL LAP TIME : 1:41.482		BEST LAP TIME : 1:41.794		DIFFERENCE : 0.312			
LAP	SECTOR 1	SECTOR 2	SECTOR 3	LAP TIME	MPH	DIFF	TIME OF DAY
1 -	32.942	46.568	24.472	1:43.982	84.24	2.188	10:13:32.072
2 -	32.402	46.337	24.472	1:43.211	84.87	1.417	10:15:15.283
3 -	32.501	46.098	24.244	1:42.843 (3)	85.17	1.049	10:16:58.126
4 -	32.397	46.905	24.606	1:43.908	84.30	2.114	10:18:42.034
5 -	31.985	45.611	24.198	1:41.794 (1)	86.05		10:20:23.828
6 -	32.169	46.951	24.847	1:43.967	84.25	2.173	10:22:07.795
7 -	31.772	46.063	24.099	1:41.934 (2)	85.93	0.140	10:23:49.729

P8 351		Sam DIGBY-BAKER		Yamaha R6 -			
IDEAL LAP TIME : 1:41.684		BEST LAP TIME : 1:41.884		DIFFERENCE : 0.200			
LAP	SECTOR 1	SECTOR 2	SECTOR 3	LAP TIME	MPH	DIFF	TIME OF DAY
1 -	33.444	47.620	24.210	1:45.274	83.20	3.390	10:13:47.243
2 -	32.883	46.001	24.224	1:43.108	84.95	1.224	10:15:30.351
3 -	33.124	45.770	24.366	1:43.260	84.83	1.376	10:17:13.611
4 -	32.662	45.644	24.269	1:42.575 (3)	85.39	0.691	10:18:56.186
5 -	32.068	45.814	24.050	1:41.932 (2)	85.93	0.048	10:20:38.118
6 -	32.189	45.566	24.129	1:41.884 (1)	85.97		10:22:20.002
7 -	32.737	46.155	24.291	1:43.183	84.89	1.299	10:24:03.185

P9 84		Ricardo BRANCO		Yamaha R6 - IMP Racing			
IDEAL LAP TIME : 1:41.683		BEST LAP TIME : 1:41.911		DIFFERENCE : 0.228			
LAP	SECTOR 1	SECTOR 2	SECTOR 3	LAP TIME	MPH	DIFF	TIME OF DAY
1 -	33.578	46.157	24.577	1:44.312	83.97	2.401	10:13:31.236
2 -	32.942	46.460	24.148	1:43.550	84.59	1.639	10:15:14.786
3 -	32.830	45.409	24.146	1:42.385 (2)	85.55	0.474	10:16:57.171
4 -	33.135	46.346	24.473	1:43.954	84.26	2.043	10:18:41.125
5 -	32.456	45.156	24.299	1:41.911 (1)	85.95		10:20:23.036
6 -	32.789	46.408	24.071	1:43.268	84.82	1.357	10:22:06.304
7 -	32.685	45.632	24.125	1:42.442 (3)	85.51	0.531	10:23:48.746

P10 228		Liam McCARTER		Suzuki GSXR 750 -			
IDEAL LAP TIME : 1:42.545		BEST LAP TIME : 1:42.892		DIFFERENCE : 0.347			
LAP	SECTOR 1	SECTOR 2	SECTOR 3	LAP TIME	MPH	DIFF	TIME OF DAY
1 -	35.396	47.729	25.258	1:48.383	80.82	5.491	10:13:54.444
2 -	34.213	46.584	25.008	1:45.805	82.79	2.913	10:15:40.249
3 -	33.470	46.377	24.807	1:44.654	83.70	1.762	10:17:24.903
4 -	33.264	45.611	24.017	1:42.892 (1)	85.13		10:19:07.795
5 -	32.935	45.593	24.406	1:42.934 (2)	85.10	0.042	10:20:50.729
6 -	33.765	45.932	24.336	1:44.033 (3)	84.20	1.141	10:22:34.762

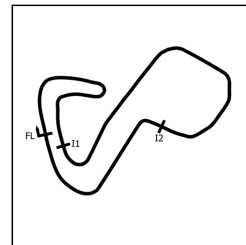
Weather / Track : Sunny / Dry

Brands Hatch GP
Circuit Length = 2.4332 miles
Start: 10:10 Flag 10:23 End: 10:25

BMCRC - MRO Championships 2021 - Rnd 4 @ Brands Hatch GP

BMCRC Thunderbike Sport & Rookie Minitwins

QUALIFYING - SECTOR ANALYSIS



SECTOR 1 = FL to I1, SECTOR 2 = I1 to I2, SECTOR 3 = I2 to FL, DIFF = Difference To Personal Best Lap, P = Crossed Finish Line in Pit Lane, D = Time Disallowed

P11 166 RMT		Nicholas BAKER		Suzuki SV650 - K66			
IDEAL LAP TIME : 1:44.525		BEST LAP TIME : 1:44.525		DIFFERENCE : 0.000			
LAP	SECTOR 1	SECTOR 2	SECTOR 3	LAP TIME	MPH	DIFF	TIME OF DAY
1 -	35.141	48.730	25.923	1:49.794	79.78	5.269	10:13:59.531
2 -	34.138	48.357	25.236	1:47.731	81.31	3.206	10:15:47.262
3 -	33.853	49.739	25.124	1:48.716	80.57	4.191	10:17:35.978
4 -	33.027	47.139	24.920	1:45.086 (2)	83.35	0.561	10:19:21.064
5 -	33.063	47.561	25.023	1:45.647 (3)	82.91	1.122	10:21:06.711
6 -	33.226	47.696	24.972	1:45.894	82.72	1.369	10:22:52.605
7 -	32.660	47.092	24.773	1:44.525 (1)	83.80		10:24:37.130

P12 333 R		Mark STUBBERFIELD		Yamaha R6 - Polished concrete London			
IDEAL LAP TIME : 1:44.040		BEST LAP TIME : 1:44.950		DIFFERENCE : 0.910			
LAP	SECTOR 1	SECTOR 2	SECTOR 3	LAP TIME	MPH	DIFF	TIME OF DAY
1 -	35.253	50.929	25.489	1:51.671	78.44	6.721	10:14:14.573
2 -	35.038	48.731	25.534	1:49.303	80.14	4.353	10:16:03.876
3 -	33.873	47.869	25.542	1:47.284	81.65	2.334	10:17:51.160
4 -	33.422	46.753	25.201	1:45.376 (2)	83.12	0.426	10:19:36.536
5 -	32.889	46.668	25.393	1:44.950 (1)	83.46		10:21:21.486
6 -	32.880	48.173	25.312	1:46.365	82.35	1.415	10:23:07.851
7 -	32.813	48.146	24.559	1:45.518 (3)	83.01	0.568	10:24:53.369

P13 63 RMT		Stephen PERFITT		Suzuki SV650 - PKP Services Ltd			
IDEAL LAP TIME : 1:44.551		BEST LAP TIME : 1:45.141		DIFFERENCE : 0.590			
LAP	SECTOR 1	SECTOR 2	SECTOR 3	LAP TIME	MPH	DIFF	TIME OF DAY
1 -	34.193	49.148	25.515	1:48.856	80.47	3.715	10:14:06.111
2 -	33.443	48.068	25.066	1:46.577	82.19	1.436	10:15:52.688
3 -	32.818	47.696	24.898	1:45.412 (2)	83.10	0.271	10:17:38.100
4 -	35.367	48.927	25.510	1:49.804	79.77	4.663	10:19:27.904
5 -	33.659	47.016	24.841	1:45.516 (3)	83.01	0.375	10:21:13.420
6 -	32.843	47.581	24.717	1:45.141 (1)	83.31		10:22:58.561
7 -	33.829	47.907	25.178	1:46.914	81.93	1.773	10:24:45.475

P14 168 R		Aaron DALRYMPLE		Suzuki GSXR 600 -			
IDEAL LAP TIME : 1:45.499		BEST LAP TIME : 1:45.757		DIFFERENCE : 0.258			
LAP	SECTOR 1	SECTOR 2	SECTOR 3	LAP TIME	MPH	DIFF	TIME OF DAY
1 -	36.360	48.782	25.773	1:50.915	78.97	5.158	10:13:46.059
2 -	34.979	48.182	25.091	1:48.252	80.92	2.495	10:15:34.311
3 -	33.943	47.259	24.943	1:46.145 (2)	82.52	0.388	10:17:20.456
4 -	33.346	47.957	24.894	1:46.197	82.48	0.440	10:19:06.653
5 -	33.371	47.478	24.908	1:45.757 (1)	82.82		10:20:52.410
6 -	33.617	47.450	25.092	1:46.159 (3)	82.51	0.402	10:22:38.569

P15 73 RMT		Esteban LECOQ		Suzuki SV650 SK5 -			
IDEAL LAP TIME : 1:45.808		BEST LAP TIME : 1:45.814		DIFFERENCE : 0.006			
LAP	SECTOR 1	SECTOR 2	SECTOR 3	LAP TIME	MPH	DIFF	TIME OF DAY
1 -	34.845	50.376	26.135	1:51.356	78.66	5.542	10:13:39.564
2 -	34.146	49.824	26.045	1:50.015	79.62	4.201	10:15:29.579
3 -	34.267	48.892	25.269	1:48.428	80.78	2.614	10:17:18.007
4 -	35.458	48.709	25.363	1:49.530	79.97	3.716	10:19:07.537
5 -	33.881	48.753	25.185	1:47.819 (3)	81.24	2.005	10:20:55.356
6 -	33.492	48.050	24.897	1:46.439 (2)	82.29	0.625	10:22:41.795
7 -	32.951	48.056	24.807	1:45.814 (1)	82.78		10:24:27.609

Weather / Track : Sunny / Dry

Brands Hatch GP
Circuit Length = 2.4332 miles
Start: 10:10 Flag 10:23 End: 10:25

BMCRC - MRO Championships 2021 - Rnd 4 @ Brands Hatch GP

BMCRC Thunderbike Sport & Rookie Minitwins

QUALIFYING - SECTOR ANALYSIS



SECTOR 1 = FL to I1, SECTOR 2 = I1 to I2, SECTOR 3 = I2 to FL, DIFF = Difference To Personal Best Lap, P = Crossed Finish Line in Pit Lane, D = Time Disallowed

P16 32 R		Jack WILLIAMS		Honda CBR600 -			
IDEAL LAP TIME : 1:45.031		BEST LAP TIME : 1:45.932		DIFFERENCE : 0.901			
LAP	SECTOR 1	SECTOR 2	SECTOR 3	LAP TIME	MPH	DIFF	TIME OF DAY
1 -	37.069	50.598	25.985	1:53.652	77.07	7.720	10:14:14.248
2 -	35.081	49.489	25.809	1:50.379 (3)	79.36	4.447	10:16:04.627
3 -	34.068	47.263	25.088	1:46.419 (2)	82.31	0.487	10:17:51.046
4 -	33.776	46.552	25.604	1:45.932 (1)	82.69		10:19:36.978

P17 234 RMT		Andrew FLUX		Suzuki SV650 - Mach 1 Automotive LTD			
IDEAL LAP TIME : 1:45.866		BEST LAP TIME : 1:46.179		DIFFERENCE : 0.313			
LAP	SECTOR 1	SECTOR 2	SECTOR 3	LAP TIME	MPH	DIFF	TIME OF DAY
1 -	33.936	47.853	25.388	1:47.177 (3)	81.73	0.998	10:14:04.041
2 -	33.549	47.610	25.020	1:46.179 (1)	82.50		10:15:50.220
3 -	33.359	48.417	25.848	1:47.624	81.39	1.445	10:17:37.844
4 -	35.274	49.405	25.678	1:50.357	79.37	4.178	10:19:28.201
5 -	33.900	48.332	25.226	1:47.458	81.51	1.279	10:21:15.659
6 -	33.463	47.924	24.994	1:46.381 (2)	82.34	0.202	10:23:02.040
7 -	33.262	48.763	25.314	1:47.339	81.60	1.160	10:24:49.379

P18 123 RMT		Adam FORSYTH		Suzuki SV650 - Rock Oil			
IDEAL LAP TIME : 1:46.193		BEST LAP TIME : 1:46.196		DIFFERENCE : 0.003			
LAP	SECTOR 1	SECTOR 2	SECTOR 3	LAP TIME	MPH	DIFF	TIME OF DAY
1 -	36.366	52.061	26.858	1:55.285	75.98	9.089	10:14:16.923
2 -	34.245	49.279	26.081	1:49.605	79.92	3.409	10:16:06.528
3 -	33.747	48.580	25.620	1:47.947	81.14	1.751	10:17:54.475
4 -	33.362	48.369	25.654	1:47.385 (3)	81.57	1.189	10:19:41.860
5 -	33.429	48.029	27.220	1:48.678	80.60	2.482	10:21:30.538
6 -	33.414	47.879	25.597	1:46.890 (2)	81.95	0.694	10:23:17.428
7 -	33.365	47.336	25.495	1:46.196 (1)	82.48		10:25:03.624

P19 189 RMT		Mark LAWSON		Suzuki SV 650 - Crawfords metal detectors			
IDEAL LAP TIME : 1:47.077		BEST LAP TIME : 1:47.077		DIFFERENCE : 0.000			
LAP	SECTOR 1	SECTOR 2	SECTOR 3	LAP TIME	MPH	DIFF	TIME OF DAY
1 -	37.265	51.123	26.466	1:54.854	76.26	7.777	10:14:17.659
2 -	35.895	49.006	25.743	1:50.644	79.17	3.567	10:16:08.303
3 -	34.888	49.680	26.051	1:50.619	79.18	3.542	10:17:58.922
4 -	34.621	48.217	26.029	1:48.867 (3)	80.46	1.790	10:19:47.789
5 -	33.979	48.381	25.816	1:48.176 (2)	80.97	1.099	10:21:35.965
6 -	33.639	47.784	25.654	1:47.077 (1)	81.80		10:23:23.042

P20 80 R		Stephen LANE		Kawasaki ZX6R -			
IDEAL LAP TIME : 1:46.033		BEST LAP TIME : 1:47.136		DIFFERENCE : 1.103			
LAP	SECTOR 1	SECTOR 2	SECTOR 3	LAP TIME	MPH	DIFF	TIME OF DAY
1 -	35.163	48.103	25.386	1:48.652	80.62	1.516	10:13:57.654
2 -	34.774	48.306	25.431	1:48.511 (2)	80.72	1.375	10:15:46.165
3 -	35.397	50.203	25.790	1:51.390	78.64	4.254	10:17:37.555
4 -	35.614	49.955	25.594	1:51.163	78.80	4.027	10:19:28.718
5 -	35.001	48.838	24.702	1:48.541 (3)	80.70	1.405	10:21:17.259
6 -	34.787	48.733	25.024	1:48.544	80.70	1.408	10:23:05.803
7 -	33.228	48.698	25.210	1:47.136 (1)	81.76		10:24:52.939

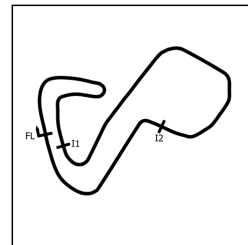
Weather / Track : Sunny / Dry

Brands Hatch GP
Circuit Length = 2.4332 miles
Start: 10:10 Flag 10:23 End: 10:25

BMCRC - MRO Championships 2021 - Rnd 4 @ Brands Hatch GP

BMCRC Thunderbike Sport & Rookie Minitwins

QUALIFYING - SECTOR ANALYSIS



SECTOR 1 = FL to I1, SECTOR 2 = I1 to I2, SECTOR 3 = I2 to FL, DIFF = Difference To Personal Best Lap, P = Crossed Finish Line in Pit Lane, D = Time Disallowed

P21 919 RMT Andrew BELLIS		Suzuki SV 650 - Cunco Ltd					
IDEAL LAP TIME : 1:47.197		BEST LAP TIME : 1:47.298		DIFFERENCE : 0.101			
LAP	SECTOR 1	SECTOR 2	SECTOR 3	LAP TIME	MPH	DIFF	TIME OF DAY
1 -	35.193	51.121	27.031	1:53.345	77.28	6.047	10:14:18.670
2 -	34.998	50.543	26.275	1:51.816	78.34	4.518	10:16:10.486
3 -	34.196	49.235	26.350	1:49.781	79.79	2.483	10:18:00.267
4 -	33.388	49.053	25.892	1:48.333 (2)	80.86	1.035	10:19:48.600
5 -	33.566	48.887	25.972	1:48.425 (3)	80.79	1.127	10:21:37.025
6 -	33.489	47.934	25.875	1:47.298 (1)	81.64		10:23:24.323

P22 50 Paul ROBSON		Kawaski ZX6R - RBProperty services & Environment Lighting					
IDEAL LAP TIME : 1:47.208		BEST LAP TIME : 1:47.714		DIFFERENCE : 0.506			
LAP	SECTOR 1	SECTOR 2	SECTOR 3	LAP TIME	MPH	DIFF	TIME OF DAY
1 -	35.391	49.637	26.104	1:51.132	78.82	3.418	10:14:08.360
2 -	35.007	48.695	26.105	1:49.807	79.77	2.093	10:15:58.167
3 -	34.385	48.983	25.574	1:48.942	80.40	1.228	10:17:47.109
4 -	34.391	48.519	25.411	1:48.321 (3)	80.86	0.607	10:19:35.430
5 -	34.398	48.333	25.485	1:48.216 (2)	80.94	0.502	10:21:23.646
6 -	34.546	47.891	26.080	1:48.517	80.72	0.803	10:23:12.163
7 -	34.891	47.762	25.061	1:47.714 (1)	81.32		10:24:59.877

P23 192 RMT Richard MOFFA		Suzuki SV650 -					
IDEAL LAP TIME : 1:47.440		BEST LAP TIME : 1:47.767		DIFFERENCE : 0.327			
LAP	SECTOR 1	SECTOR 2	SECTOR 3	LAP TIME	MPH	DIFF	TIME OF DAY
1 -	39.097	57.938	28.420	2:05.455	69.82	17.688	10:14:35.687
2 -	36.992	51.426	26.796	1:55.214	76.03	7.447	10:16:30.901
3 -	35.338	50.649	26.993	1:52.980	77.53	5.213	10:18:23.881
4 -	34.876	50.873	26.245	1:51.994 (3)	78.21	4.227	10:20:15.875
5 -	34.369	49.242	25.756	1:49.367 (2)	80.09	1.600	10:22:05.242
6 -	33.811	47.873	26.083	1:47.767 (1)	81.28		10:23:53.009

P24 513 R Pablo ROMERO		Suzuki GSXR600 - The Sausage Racing Team					
IDEAL LAP TIME : 1:47.233		BEST LAP TIME : 1:47.790		DIFFERENCE : 0.557			
LAP	SECTOR 1	SECTOR 2	SECTOR 3	LAP TIME	MPH	DIFF	TIME OF DAY
1 -	36.546	51.124	26.308	1:53.978	76.85	6.188	10:13:49.869
2 -	34.711	50.177	25.855	1:50.743	79.10	2.953	10:15:40.612
3 -	34.633	49.994	25.490	1:50.117	79.55	2.327	10:17:30.729
4 -	34.522	49.234	25.343	1:49.099 (2)	80.29	1.309	10:19:19.828
5 -	33.716	49.010	25.064	1:47.790 (1)	81.26		10:21:07.618
6 -	36.812	48.477	25.190	1:50.479	79.28	2.689	10:22:58.097
7 -	34.005	50.224	25.040	1:49.269 (3)	80.16	1.479	10:24:47.366

P25 37 Ricky WOODS		Suzuki GSXR 600 - KTS Vehicle Repairs					
IDEAL LAP TIME : 1:47.933		BEST LAP TIME : 1:47.933		DIFFERENCE : 0.000			
LAP	SECTOR 1	SECTOR 2	SECTOR 3	LAP TIME	MPH	DIFF	TIME OF DAY
1 -	36.823	51.468	26.578	1:54.869	76.25	6.936	10:14:16.076
2 -	34.360	49.642	25.750	1:49.752 (3)	79.81	1.819	10:16:05.828
3 -	33.958	48.403	25.572	1:47.933 (1)	81.16		10:17:53.761
4 -	34.817	49.212	26.123	1:50.152	79.52	2.219	10:19:43.913
5 -	34.645	49.093	26.115	1:49.853	79.74	1.920	10:21:33.766
6 -	34.370	48.452	25.853	1:48.675 (2)	80.60	0.742	10:23:22.441

Weather / Track : Sunny / Dry

Brands Hatch GP
Circuit Length = 2.4332 miles
Start: 10:10 Flag 10:23 End: 10:25

BMCRC - MRO Championships 2021 - Rnd 4 @ Brands Hatch GP

BMCRC Thunderbike Sport & Rookie Minitwins

QUALIFYING - SECTOR ANALYSIS



SECTOR 1 = FL to I1, SECTOR 2 = I1 to I2, SECTOR 3 = I2 to FL, DIFF = Difference To Personal Best Lap, P = Crossed Finish Line in Pit Lane, D = Time Disallowed

P26 62 RMT James KING		Suzuki SV650 - King and Drury construction					
IDEAL LAP TIME : 1:47.564		BEST LAP TIME : 1:48.315		DIFFERENCE : 0.751			
LAP	SECTOR 1	SECTOR 2	SECTOR 3	LAP TIME	MPH	DIFF	TIME OF DAY
1 -	34.319	49.070	25.891	1:49.280	80.15	0.965	10:13:35.697
2 -	33.355	49.134	25.956	1:48.445 (2)	80.77	0.130	10:15:24.142
3 -	33.691	49.089	26.250	1:49.030 (3)	80.34	0.715	10:17:13.172
4 -	34.022	49.141	26.166	1:49.329	80.12	1.014	10:19:02.501
5 -	34.282	49.734	25.956	1:49.972	79.65	1.657	10:20:52.473
6 -	34.570	48.717	26.079	1:49.366	80.09	1.051	10:22:41.839
7 -	34.103	48.720	25.492	1:48.315 (1)	80.87		10:24:30.154

P27 140 RMT Luke LAWSON		Suzuki SV650 - Lpl plastering and maintenance					
IDEAL LAP TIME : 1:47.771		BEST LAP TIME : 1:48.430		DIFFERENCE : 0.659			
LAP	SECTOR 1	SECTOR 2	SECTOR 3	LAP TIME	MPH	DIFF	TIME OF DAY
1 -	37.713	50.769	27.304	1:55.786	75.65	7.356	10:14:20.367
2 -	35.794	48.941	26.401	1:51.136	78.82	2.706	10:16:11.503
3 -	34.887	49.107	26.115	1:50.109	79.55	1.679	10:18:01.612
4 -	34.282	48.058	26.098	1:48.438 (2)	80.78	0.008	10:19:50.050
5 -	34.067	48.626	25.901	1:48.594 (3)	80.66	0.164	10:21:38.644
6 -	34.353	48.431	25.646	1:48.430 (1)	80.78		10:23:27.074

P28 193 RMT Tony BOTTO		Suzuki SV 650 - TB Motorcycles					
IDEAL LAP TIME : 1:49.020		BEST LAP TIME : 1:49.296		DIFFERENCE : 0.276			
LAP	SECTOR 1	SECTOR 2	SECTOR 3	LAP TIME	MPH	DIFF	TIME OF DAY
1 -	37.062	51.356	26.784	1:55.202	76.03	5.906	10:14:17.242
2 -	34.710	50.090	26.192	1:50.992	78.92	1.696	10:16:08.234
3 -	34.499	49.950	26.145	1:50.594	79.20	1.298	10:17:58.828
4 -	34.462	50.160	25.668	1:50.290 (3)	79.42	0.994	10:19:49.118
5 -	34.392	48.999	25.905	1:49.296 (1)	80.14		10:21:38.414
6 -	34.353	49.462	25.854	1:49.669 (2)	79.87	0.373	10:23:28.083

P29 22 Matthew MAY		Honda CBR600F3 - Late Breakers					
IDEAL LAP TIME : 1:49.690		BEST LAP TIME : 1:50.373		DIFFERENCE : 0.683			
LAP	SECTOR 1	SECTOR 2	SECTOR 3	LAP TIME	MPH	DIFF	TIME OF DAY
1 -	41.042		IN PIT	5:18.254 P	27.52	3:27.881	10:17:11.418
2 -	OUTLAP	50.746	26.129	1:59.390	73.37	9.017	10:19:10.808
3 -	36.782	49.930	25.902	1:52.614 (3)	77.78	2.241	10:21:03.422
4 -	35.470	49.614	25.289	1:50.373 (1)	79.36		10:22:53.795
5 -	34.800	49.601	26.053	1:50.454 (2)	79.30	0.081	10:24:44.249

P30 101 Glen TRIPP		Honda CBR 600FW - yaki too racing					
IDEAL LAP TIME : 1:50.035		BEST LAP TIME : 1:50.629		DIFFERENCE : 0.594			
LAP	SECTOR 1	SECTOR 2	SECTOR 3	LAP TIME	MPH	DIFF	TIME OF DAY
1 -	38.373	51.562	26.592	1:56.527	75.17	5.898	10:13:51.426
2 -	35.946	50.428	26.237	1:52.611	77.78	1.982	10:15:44.037
3 -	36.530	50.699	25.793	1:53.022	77.50	2.393	10:17:37.059
4 -	35.700	49.466	26.171	1:51.337 (3)	78.67	0.708	10:19:28.396
5 -	36.749	50.337	25.756	1:52.842	77.62	2.213	10:21:21.238
6 -	35.668	48.611	26.350	1:50.629 (1)	79.18		10:23:11.867
7 -	35.833	49.303	26.018	1:51.154 (2)	78.80	0.525	10:25:03.021

BMCRC - MRO Championships 2021 - Rnd 4 @ Brands Hatch GP

BMCRC Thunderbike Sport & Rookie Minitwins

QUALIFYING - SECTOR ANALYSIS



SECTOR 1 = FL to I1, SECTOR 2 = I1 to I2, SECTOR 3 = I2 to FL, DIFF = Difference To Personal Best Lap, P = Crossed Finish Line in Pit Lane, D = Time Disallowed

P31 139 R		Rob MARLEY		Honda CBR600F3 - PearTree Racing			
IDEAL LAP TIME : 1:51.437		BEST LAP TIME : 1:51.694		DIFFERENCE : 0.257			
LAP	SECTOR 1	SECTOR 2	SECTOR 3	LAP TIME	MPH	DIFF	TIME OF DAY
1 -	39.199	56.415	28.431	2:04.045	70.61	12.351	10:14:32.669
2 -	37.161	51.426	27.427	1:56.014	75.50	4.320	10:16:28.683
3 -	36.877	50.942	26.328	1:54.147 (3)	76.74	2.453	10:18:22.830
4 -	35.767	50.549	27.009	1:53.325 (2)	77.29	1.631	10:20:16.155
5 -	37.305	50.400	26.977	1:54.682	76.38	2.988	10:22:10.837
6 -	36.024	49.780	25.890	1:51.694 (1)	78.42		10:24:02.531

P32 138 RMT		Craig JARMIN		Suzuki SV650 - BK Racing			
IDEAL LAP TIME : 1:51.772		BEST LAP TIME : 1:51.870		DIFFERENCE : 0.098			
LAP	SECTOR 1	SECTOR 2	SECTOR 3	LAP TIME	MPH	DIFF	TIME OF DAY
1 -	36.150	51.758	26.986	1:54.894	76.24	3.024	10:13:43.984
2 -	35.517	50.945	26.858	1:53.320	77.30	1.450	10:15:37.304
3 -	35.180	51.399	26.960	1:53.539	77.15	1.669	10:17:30.843
4 -	35.769	51.034	26.530	1:53.333	77.29	1.463	10:19:24.176
5 -	35.397	50.812	26.694	1:52.903 (2)	77.58	1.033	10:21:17.079
6 -	34.946	50.996	27.000	1:52.942 (3)	77.56	1.072	10:23:10.021
7 -	35.044	50.356	26.470	1:51.870 (1)	78.30		10:25:01.891

P33 29 RMT		Hayden KILLWORTH		Suzuki SV650 - BK Racing			
IDEAL LAP TIME : 1:51.728		BEST LAP TIME : 1:52.213		DIFFERENCE : 0.485			
LAP	SECTOR 1	SECTOR 2	SECTOR 3	LAP TIME	MPH	DIFF	TIME OF DAY
1 -	37.735	52.523	27.454	1:57.712	74.41	5.499	10:14:23.692
2 -	35.895	51.780	27.188	1:54.863	76.26	2.650	10:16:18.555
3 -	35.722	51.025	26.977	1:53.724 (3)	77.02	1.511	10:18:12.279
4 -	35.225	51.896	27.070	1:54.191	76.71	1.978	10:20:06.470
5 -	35.389	50.136	26.804	1:52.329 (2)	77.98	0.116	10:21:58.799
6 -	34.935	50.621	26.657	1:52.213 (1)	78.06		10:23:51.012

P34 260 R		Greg PYMM		Kawasaki ER6 -			
IDEAL LAP TIME : 1:53.572		BEST LAP TIME : 1:54.086		DIFFERENCE : 0.514			
LAP	SECTOR 1	SECTOR 2	SECTOR 3	LAP TIME	MPH	DIFF	TIME OF DAY
1 -	38.853	53.504	28.443	2:00.800	72.51	6.714	10:14:21.288
2 -	36.165	52.272	26.742	1:55.179 (3)	76.05	1.093	10:16:16.467
3 -	35.494	52.600	26.885	1:54.979 (2)	76.18	0.893	10:18:11.446
4 -	36.829	51.402	27.565	3:10.890	45.88	1:16.804	10:21:22.336
5 -	35.817	51.436	26.833	1:54.086 (1)	76.78		10:23:16.422
6 -			26.843	1:55.878	75.59	1.792	10:25:12.300

P35 49 R		Oli CHAYTOR		Yamaha R6 - PearTree Racing			
IDEAL LAP TIME : 1:53.032		BEST LAP TIME : 1:54.311		DIFFERENCE : 1.279			
LAP	SECTOR 1	SECTOR 2	SECTOR 3	LAP TIME	MPH	DIFF	TIME OF DAY
1 -	39.241	55.488	26.995	2:01.724	71.96	7.413	10:14:30.830
2 -	37.961	51.542	26.456	1:55.959 (3)	75.54	1.648	10:16:26.789
3 -	36.681	51.043	26.587	1:54.311 (1)	76.63		10:18:21.100
4 -	36.390	51.233	26.981	1:54.604 (2)	76.43	0.293	10:20:15.704

BMCRC - MRO Championships 2021 - Rnd 4 @ Brands Hatch GP

BMCRC Thunderbike Sport & Rookie Minitwins

QUALIFYING - SECTOR ANALYSIS



SECTOR 1 = FL to I1, SECTOR 2 = I1 to I2, SECTOR 3 = I2 to FL, DIFF = Difference To Personal Best Lap, P = Crossed Finish Line in Pit Lane, D = Time Disallowed

P36 116 RMT Gareth FAITH		Suzuki SV650 - Sitramoto					
IDEAL LAP TIME : 1:58.705		BEST LAP TIME : 2:00.398		DIFFERENCE : 1.693			
LAP	SECTOR 1	SECTOR 2	SECTOR 3	LAP TIME	MPH	DIFF	TIME OF DAY
1 -	39.199	54.439	28.391	2:02.029 (2)	71.78	1.631	10:13:57.044
2 -	36.790		IN PIT	1:42.504 P	85.45		10:15:39.548
3 -	OUTLAP	55.028	27.759	2:04.853	70.16	4.455	10:17:44.401
4 -	36.653		IN PIT	3:10.653 P	45.94	1:10.255	10:20:55.054
5 -	OUTLAP	54.815	27.613	2:03.488	70.93	3.090	10:22:58.542
6 -	37.017	55.182	28.199	2:00.398 (1)	72.75		10:24:58.940

P37 94 RMT Rebecca HOUGHTON		Suzuki SV650 -					
IDEAL LAP TIME : 2:03.419		BEST LAP TIME : 2:03.683		DIFFERENCE : 0.264			
LAP	SECTOR 1	SECTOR 2	SECTOR 3	LAP TIME	MPH	DIFF	TIME OF DAY
1 -	41.548	59.298	29.749	2:10.595	67.07	6.912	10:14:33.033
2 -	40.568	57.920	28.812	2:07.300	68.81	3.617	10:16:40.333
3 -	39.239	56.551	28.845	2:04.635 (3)	70.28	0.952	10:18:44.968
4 -	39.232	56.407	28.658	2:04.297 (2)	70.47	0.614	10:20:49.265
5 -	38.850	56.013	28.820	2:03.683 (1)	70.82		10:22:52.948
6 -	38.792	58.677	28.614	2:06.083	69.47	2.400	10:24:59.031

P38 966 RMT Paul LEE		Suzuki SV650 -					
IDEAL LAP TIME : 2:05.917		BEST LAP TIME : 2:06.960		DIFFERENCE : 1.043			
LAP	SECTOR 1	SECTOR 2	SECTOR 3	LAP TIME	MPH	DIFF	TIME OF DAY
1 -	41.334	1:00.530	29.407	2:11.271	66.73	4.311	10:14:36.497
2 -	40.754	1:00.328	29.871	2:10.953	66.89	3.993	10:16:47.450
3 -	41.279	58.834	29.939	2:10.052	67.35	3.092	10:18:57.502
4 -	39.726	58.107	29.127	2:06.960 (1)	68.99		10:21:04.462
5 -	40.535	57.993	29.205	2:07.733 (3)	68.57	0.773	10:23:12.195
6 -	39.146	59.316	28.778	2:07.240 (2)	68.84	0.280	10:25:19.435

BMCRC - MRO Championships 2021 - Rnd 4 @ Brands Hatch GP

BMCRC Thunderbike Sport & Rookie Minitwins

QUALIFYING - BEST SECTORS

SECTOR 1			SECTOR 2			SECTOR 3			IDEAL / BEST COMPARISON						
POS	NO	NAME	TIME	NO	NAME	TIME	NO	NAME	TIME	POS	NO	NAME	IDEAL	BEST	DIFF
												PERFECT LAP	1:37.324		
1	52	FRICKER	30.764	624	FEDRICK	43.641	624	FEDRICK	22.919	1	624	FEDRICK	1:37.588	1:37.853	0.265
2	624	FEDRICK	31.028	961	SIM	43.773	54	JAMISON	23.057	2	52	FRICKER	1:37.761	1:38.349	0.588
3	54	JAMISON	31.187	52	FRICKER	43.787	52	FRICKER	23.210	3	961	SIM	1:38.206	1:38.207	0.001
4	961	SIM	31.198	54	JAMISON	44.066	961	SIM	23.235	4	54	JAMISON	1:38.310	1:38.393	0.083
5	25	DAY	31.772	81	MAY	44.919	48	WALLIS	23.921	5	81	MAY	1:40.722	1:41.276	0.554
6	81	MAY	31.861	48	WALLIS	44.994	81	MAY	23.942	6	48	WALLIS	1:40.892	1:40.892	0.000
7	48	WALLIS	31.977	84	BRANCO	45.156	228	McCARTER	24.017	7	25	DAY	1:41.482	1:41.794	0.312
8	351	DIGBY-BAKER	32.068	351	DIGBY-BAKER	45.566	351	DIGBY-BAKER	24.050	8	84	BRANCO	1:41.683	1:41.911	0.228
9	84	BRANCO	32.456	228	McCARTER	45.593	84	BRANCO	24.071	9	351	DIGBY-BAKER	1:41.684	1:41.884	0.200
10	166	BAKER	32.660	25	DAY	45.611	25	DAY	24.099	10	228	McCARTER	1:42.545	1:42.892	0.347
11	333	STUBBERFIELD	32.813	32	WILLIAMS	46.552	333	STUBBERFIELD	24.559	11	333	STUBBERFIELD	1:44.040	1:44.950	0.910
12	63	PERFITT	32.818	333	STUBBERFIELD	46.668	80	LANE	24.702	12	166	BAKER	1:44.525	1:44.525	0.000
13	228	McCARTER	32.935	63	PERFITT	47.016	63	PERFITT	24.717	13	63	PERFITT	1:44.551	1:45.141	0.590
14	73	LECOQ	32.951	166	BAKER	47.092	166	BAKER	24.773	14	32	WILLIAMS	1:45.031	1:45.932	0.901
15	80	LANE	33.228	168	DALRYMPLE	47.259	73	LECOQ	24.807	15	168	DALRYMPLE	1:45.499	1:45.757	0.258
16	234	FLUX	33.262	123	FORSYTH	47.336	168	DALRYMPLE	24.894	16	73	LECOQ	1:45.808	1:45.814	0.006
17	168	DALRYMPLE	33.346	234	FLUX	47.610	234	FLUX	24.994	17	234	FLUX	1:45.866	1:46.179	0.313
18	62	KING	33.355	50	ROBSON	47.762	513	ROMERO	25.040	18	80	LANE	1:46.033	1:47.136	1.103
19	123	FORSYTH	33.362	189	LAWSON	47.784	50	ROBSON	25.061	19	123	FORSYTH	1:46.193	1:46.196	0.003
20	919	BELLIS	33.388	192	MOFFA	47.873	32	WILLIAMS	25.088	20	189	LAWSON	1:47.077	1:47.077	0.000
21	32	WILLIAMS	33.391	919	BELLIS	47.934	22	MAY	25.289	21	919	BELLIS	1:47.197	1:47.298	0.101
22	189	LAWSON	33.639	73	LECOQ	48.050	62	KING	25.492	22	50	ROBSON	1:47.208	1:47.714	0.506
23	513	ROMERO	33.716	140	LAWSON	48.058	123	FORSYTH	25.495	23	513	ROMERO	1:47.233	1:47.790	0.557
24	192	MOFFA	33.811	80	LANE	48.103	37	WOODS	25.572	24	192	MOFFA	1:47.440	1:47.767	0.327
25	37	WOODS	33.958	37	WOODS	48.403	140	LAWSON	25.646	25	62	KING	1:47.564	1:48.315	0.751
26	140	LAWSON	34.067	513	ROMERO	48.477	189	LAWSON	25.654	26	140	LAWSON	1:47.771	1:48.430	0.659
27	193	BOTTO	34.353	101	TRIPP	48.611	193	BOTTO	25.668	27	37	WOODS	1:47.933	1:47.933	0.000
28	50	ROBSON	34.385	62	KING	48.717	192	MOFFA	25.756	28	193	BOTTO	1:49.020	1:49.296	0.276
29	22	MAY	34.800	193	BOTTO	48.999	101	TRIPP	25.756	29	22	MAY	1:49.690	1:50.373	0.683
30	29	KILLWORTH	34.935	22	MAY	49.601	919	BELLIS	25.875	30	101	TRIPP	1:50.035	1:50.629	0.594
31	138	JARMIN	34.946	139	MARLEY	49.780	139	MARLEY	25.890	31	139	MARLEY	1:51.437	1:51.694	0.257
32	260	PYMM	35.428	29	KILLWORTH	50.136	49	CHAYTOR	26.456	32	29	KILLWORTH	1:51.728	1:52.213	0.485
33	101	TRIPP	35.668	49	CHAYTOR	50.186	138	JARMIN	26.470	33	138	JARMIN	1:51.772	1:51.870	0.098
34	139	MARLEY	35.767	138	JARMIN	50.356	29	KILLWORTH	26.657	34	49	CHAYTOR	1:53.032	1:54.311	1.279
35	49	CHAYTOR	36.390	260	PYMM	51.402	260	PYMM	26.742	35	260	PYMM	1:53.572	1:54.086	0.514
36	116	FAITH	36.653	116	FAITH	54.439	116	FAITH	27.613	36	116	FAITH	1:58.705	2:00.398	1.693
37	94	HOUGHTON	38.792	94	HOUGHTON	56.013	94	HOUGHTON	28.614	37	94	HOUGHTON	2:03.419	2:03.683	0.264
38	966	LEE	39.146	966	LEE	57.993	966	LEE	28.778	38	966	LEE	2:05.917	2:06.960	1.043

Weather / Track : Sunny / Dry

Results can be found at www.tsl-timing.com

Brands Hatch GP

Circuit Length = 2.4332 miles

Start: 10:10 Flag 10:23 End: 10:25

Printed - 10:25 Saturday, 17 July 2021

BMCRC - MRO Championships 2021 - Rnd 4 @ Brands Hatch GP

BMCRC Thunderbike Sport & Rookie Minitwins

QUALIFYING - STATISTICS

Competitors Started 38
Planned Start 2021-07-17 @ 10:08:00.000
Actual Start 2021-07-17 @ 10:10:23.414
Finish Time 2021-07-17 @ 10:23:18.942
Track Length 2.4332mi.
Total Laps 245
Total Distance Covered 596.1559mi.

Session Fastest Lap History

NO	CL	NAME	LAP TIME	TIME OF DAY	LAP	VEHICLE
52		Elliot FRICKER	1:40.744	10:13:22.247	1	Honda CBR600
54		Adam JAMISON	1:40.736	10:13:22.303	1	Yamaha R6
54		Adam JAMISON	1:38.843	10:15:01.158	2	Yamaha R6
961		Jack SIM	1:38.665	10:15:01.733	2	Yamaha R6
52		Elliot FRICKER	1:38.349	10:20:01.613	5	Honda CBR600
961		Jack SIM	1:38.207	10:21:38.690	6	Yamaha R6
624		Matthew FEDRICK	1:37.853	10:21:39.083	6	Yamaha R6

Flag History

TYPE	TIME OF DAY
GREEN	10:10:23.414
FINISH	10:23:18.942

Flag Statistics

TYPE	COUNT	TOTAL LAPS	TOTAL TIME
Green	1	8	15:01.969
Red	0	0	0.000
Safety Car	0	0	0.000
FCY	0	0	0.000

BMCRC - MRO Championships 2021 - Rnd 4 @ Brands Hatch GP

BMCRC Thunderbike Sport & Rookie Minitwins

QUALIFYING - STATISTICS

CLASS :

14 Starters

Fastest Lap History

NO	NAME	LAP TIME	TIME OF DAY	LAP	VEHICLE
52	Elliot FRICKER	1:40.744	10:13:22.247	1	Honda CBR600
54	Adam JAMISON	1:40.736	10:13:22.303	1	Yamaha R6
54	Adam JAMISON	1:38.843	10:15:01.158	2	Yamaha R6
961	Jack SIM	1:38.665	10:15:01.733	2	Yamaha R6
52	Elliot FRICKER	1:38.349	10:20:01.613	5	Honda CBR600
961	Jack SIM	1:38.207	10:21:38.690	6	Yamaha R6
624	Matthew FEDRICK	1:37.853	10:21:39.083	6	Yamaha R6

BMCRC - MRO Championships 2021 - Rnd 4 @ Brands Hatch GP

BMCRC Thunderbike Sport & Rookie Minitwins

QUALIFYING - STATISTICS

CLASS : R

8 Starters

Fastest Lap History

NO	NAME	LAP TIME	TIME OF DAY	LAP	VEHICLE
168	Aaron DALRYMPLE	1:50.915	10:13:46.084	1	Suzuki GSXR 600
80	Stephen LANE	1:48.652	10:13:57.683	1	Kawasaki ZX6R
168	Aaron DALRYMPLE	1:48.252	10:15:34.335	2	Suzuki GSXR 600
168	Aaron DALRYMPLE	1:46.145	10:17:20.481	3	Suzuki GSXR 600
333	Mark STUBBERFIELD	1:45.376	10:19:36.570	4	Yamaha R6
333	Mark STUBBERFIELD	1:44.950	10:21:21.518	5	Yamaha R6

Weather / Track : Sunny / Dry

Results can be found at www.tsl-timing.com

Page 3 of 4

Brands Hatch GP
Circuit Length = 2.4332 miles
Start: 10:10 Flag 10:23 End: 10:25

Printed - 10:25 Saturday, 17 July 2021

BMCRC - MRO Championships 2021 - Rnd 4 @ Brands Hatch GP

BMCRC Thunderbike Sport & Rookie Minitwins

QUALIFYING - STATISTICS

CLASS : RMT

16 Starters

Fastest Lap History

NO	NAME	LAP TIME	TIME OF DAY	LAP	VEHICLE
62	James KING	1:49.280	10:13:35.715	1	Suzuki SV650
234	Andrew FLUX	1:47.177	10:14:04.066	1	Suzuki SV650
234	Andrew FLUX	1:46.179	10:15:50.244	2	Suzuki SV650
63	Stephen PERFITT	1:45.412	10:17:38.118	3	Suzuki SV650
166	Nicholas BAKER	1:45.086	10:19:21.086	4	Suzuki SV650
166	Nicholas BAKER	1:44.525	10:24:37.152	7	Suzuki SV650

Weather / Track : Sunny / Dry

Results can be found at www.tsl-timing.com

Page 4 of 4

Brands Hatch GP
Circuit Length = 2.4332 miles
Start: 10:10 Flag 10:23 End: 10:25

Printed - 10:25 Saturday, 17 July 2021

BMCRC - MRO Championships 2021 - Rnd 4 @ Brands Hatch GP

BMCRC Thunderbike Sport & Rookie Minitwins

RACE 5 - GRID (6 Laps)

ROW 13	39	455	Tyler DONOVAN	2:06.960	38	966	Paul LEE	2:03.683	37	94	Rebecca HOUGHTON
ROW 12	36	116	Gareth FAITH	2:00.398	35	49	Oli CHAYTOR	1:54.311	34	260	Greg PYMM
ROW 11	33	29	Hayden KILLWORTH	1:52.213	32	138	Craig JARMIN	1:51.870	31	139	Rob MARLEY
ROW 10	30	101	Glen TRIPP	1:50.629	29	22	Matthew MAY	1:50.373	28	193	Tony BOTTO
ROW 9	27	140	Luke LAWSON	1:48.430	26	62	James KING	1:48.315	25	37	Ricky WOODS
ROW 8	24	513	Pablo ROMERO	1:47.790	23	192	Richard MOFFA	1:47.767	22	50	Paul ROBSON
ROW 7	21	919	Andrew BELLIS	1:47.298	20	80	Stephen LANE	1:47.136	19	189	Mark LAWSON
ROW 6	18	123	Adam FORSYTH	1:46.196	17	234	Andrew FLUX	1:46.179	16	32	Jack WILLIAMS
ROW 5	15	73	Esteban LECOQ	1:45.814	14	168	Aaron DALRYMPLE	1:45.757	13	63	Stephen PERFITT
ROW 4	12	333	Mark STUBBERFIELD	1:44.950	11	166	Nicholas BAKER	1:44.525	10	228	Liam McCARTER
ROW 3	9	84	Ricardo BRANCO	1:41.911	8	351	Sam DIGBY-BAKER	1:41.884	7	25	Harrison DAY
ROW 2	6	81	Malvern MAY	1:41.276	5	48	Shaun WALLIS	1:40.892	4	54	Adam JAMISON
ROW 1	3	52	Elliot FRICKER	1:38.349	2	961	Jack SIM	1:38.207	1	624	Matthew FEDRICK
Pole											

Brands Hatch GP

Circuit Length = 2.4332 miles

These results are provisional until the conclusion of any judicial and technical matters.

Clerk Of Course :	Stewards :	Timekeeper : Craig Smith
-------------------	------------	--------------------------

Results can be found at www.tsl-timing.com

Printed - 10:27 Saturday, 17 July 2021



BMCRC - MRO Championships 2021 - Rnd 4 @ Brands Hatch GP



BMCRC Thunderbike Sport & Rookie Minitwins

RACE 5 - CLASSIFICATION - AMENDED

POS	NO	CL	PIC NAME	ENTRY	LAPS	TIME	GAP	DIFF	MPH	BEST	ON
1	961		1 Jack SIM	Yamaha R6 - Platform Lift Engineers Ltd	6	9:47.985			89.38	1:36.788	3
2	624		2 Matthew FEDRICK	Yamaha R6 - Matthew Fedrick farriers ltd/ Palmer R	6	9:51.350	3.365	3.365	88.87	1:37.473	4
3	54		3 Adam JAMISON	Yamaha R6 - Team AJR	6	9:52.176	4.191	0.826	88.75	1:37.441	4
4	48		4 Shaun WALLIS	Yamaha R6 - MBC Despatch Racing	6	10:10.029	22.044	17.853	86.15	1:40.251	6
5	84		5 Ricardo BRANCO	Yamaha R6 - IMP Racing	6	10:16.765	28.780	6.736	85.21	1:41.422	2
6	81		6 Malvern MAY	Honda CBR600RR -	6	10:17.402	29.417	0.637	85.12	1:41.365	2
7	25		7 Harrison DAY	Honda CBR 600 -	6	10:18.012	30.027	0.610	85.04	1:41.546	3
8	351		8 Sam DIGBY-BAKER	Yamaha R6 -	6	10:18.231	30.246	0.219	85.01	1:41.214	3
9	228		9 Liam McCARTER	Suzuki GSXR 750 -	6	10:27.101	39.116	8.870	83.81	1:42.625	5
10	63	RMT	1 Stephen PERFITT	Suzuki SV650 - PKP Services Ltd	6	10:28.240	40.255	1.139	83.66	1:42.917	6
11	166	RMT	2 Nicholas BAKER	Suzuki SV650 - K66	6	10:28.534	40.549	0.294	83.62	1:42.981	6
12	234	RMT	3 Andrew FLUX	Suzuki SV650 - Mach 1 Automotive LTD	6	10:32.326	44.341	3.792	83.12	1:43.816	2
13	22		10 Matthew MAY	Honda CBR600F3 - Late Breakers	6	10:40.169	52.184	7.843	82.10	1:44.698	2
14	123	RMT	4 Adam FORSYTH	Suzuki SV650 - Rock Oil	6	10:41.618	53.633	1.449	81.91	1:45.757	6
15	80	R	1 Stephen LANE	Kawasaki ZX6R -	6	10:43.779	55.794	2.161	81.64	1:44.702	5
16	50		11 Paul ROBSON	Kawasaki ZX6R - RBProperty services & Environmen	6	10:44.028	56.043	0.249	81.60	1:44.196	5
17	73	RMT	5 Esteban LECOQ	Suzuki SV650 SK5 -	6	10:44.103	56.118	0.075	81.60	1:45.339	5
18	513	R	2 Pablo ROMERO	Suzuki GSXR600 - The Sausage Racing Team	6	10:44.230	56.245	0.127	81.58	1:44.556	5
19	32	R	3 Jack WILLIAMS	Honda CBR600 -	6	10:53.718	1:05.733	9.488	80.40	1:42.568	5
20	189	RMT	6 Mark LAWSON	Suzuki SV 650 - Crawfords metal detectors	6	10:53.965	1:05.980	0.247	80.36	1:46.739	5
21	139	R	4 Rob MARLEY	Honda CBR600F3 - PearTree Racing	6	10:58.503	1:10.518	4.538	79.81	1:46.564	4
22	455	RMT	7 Tyler DONOVAN	Suzuki SV 650 -	6	10:58.714	1:10.729	0.211	79.79	1:46.975	4
23	62	RMT	8 James KING	Suzuki SV650 - King and Drury construction	6	10:59.456	1:11.471	0.742	79.70	1:46.762	4
24	49	R	5 Oli CHAYTOR	Yamaha R6 - PearTree Racing	6	11:04.880	1:16.895	5.424	79.05	1:48.027	5
25	919	RMT	9 Andrew BELLIS	Suzuki SV 650 - Cunco Ltd	6	11:05.470	1:17.485	0.590	78.98	1:47.899	4
26	101		12 Glen TRIPP	Honda CBR 600FW - yaki too racing	6	11:05.807	1:17.822	0.337	78.94	1:48.021	4
27	193	RMT	10 Tony BOTTO	Suzuki SV 650 - TB Motorcycles	6	11:06.461	1:18.476	0.654	78.86	1:47.483	5
28	140	RMT	11 Luke LAWSON	Suzuki SV650 - Lpl plastering and maintenance	6	11:06.549	1:18.564	0.088	78.85	1:47.720	5
29	192	RMT	12 Richard MOFFA	Suzuki SV650 -	6	11:10.285	1:22.300	3.736	78.41	1:48.151	5
30	29	RMT	13 Hayden KILLWORTH	Suzuki SV650 - BK Racing	6	11:20.698	1:32.713	10.413	77.21	1:51.168	4
31	37		13 Ricky WOODS	Suzuki GSXR 600 - KTS Vehicle Repairs	6	11:24.551	1:36.566	3.853	76.77	1:50.707	2
32	116	RMT	14 Gareth FAITH	Suzuki SV650 - Sitramoto	5	9:54.309	1 Lap	1 Lap	73.69	1:56.320	2
33	94	RMT	15 Rebecca HOUGHTON	Suzuki SV650 -	5	10:32.438	1 Lap	38.129	69.25	2:03.020	5

NOT CLASSIFIED

DNF	333	R	Mark STUBBERFIELD	Yamaha R6 - Polished concrete London	5	8:54.940	1 Lap		81.87	1:44.506	2
DNF	138	RMT	Craig JARMIN	Suzuki SV650 - BK Racing	5	9:20.238	1 Lap	25.298	78.17	1:47.376	5
DNF	260	R	Greg PYMM	Kawasaki ER6 -	5	9:36.318	1 Lap	16.080	75.99	1:52.136	5
DNF	966	RMT	Paul LEE	Suzuki SV650 -	4	8:31.374	2 Laps	1 Lap	68.52	2:05.013	3
DNF	52		Elliot FRICKER	Honda CBR600 - Petwise.org, S&S, Ride in Bike T	1	1:43.096	5 Laps	3 Laps	84.96	1:43.096	1
DQ	168	R	Aaron DALRYMPLE	Suzuki GSXR 600 -							

FASTEST LAP

961	Jack SIM	Yamaha R6 - Platform Lift Engineers Ltd	3	1:36.788	90.50 mph	145.65 kph
32 R	Jack WILLIAMS	Honda CBR600 -	5	1:42.568	85.40 mph	137.44 kph
63 RMT	Stephen PERFITT	Suzuki SV650 - PKP Services Ltd	6	1:42.917	85.11 mph	136.98 kph

Bike 168 - Disqualified for failing post race technical inspection

Result Amended - Bike 260 - Took short circuit on final lap

Class - 92.5% of Race Speed = 82.67 mph

Class RMT - 92.5% of Race Speed = 77.38 mph

Class R - 92.5% of Race Speed = 75.51 mph

Weather / Track : Sunny / Dry

These results are provisional until the conclusion of any judicial and technical matters.

Brands Hatch GP: 2.4332 miles

Race Distance: 6 Laps / 14.59 miles

Start: 13:45 Flag 13:55 End: 13:57

Clerk Of Course :	Stewards :	Timekeeper : Craig Smith
-------------------	------------	--------------------------

Results can be found at www.tsl-timing.com

Printed - 15:10 Saturday, 17 July 2021



BMCRC - MRO Championships 2021 - Rnd 4 @ Brands Hatch GP

BMCRC Thunderbike Sport & Rookie Minitwins

RACE 5 - LAP CHART

LAP 1 @ 13:47:08.362		
NO	BEHIND	LAP TIME

961		1:42.114
624	0.311	1:42.425
52	0.982	1:43.096
54	1.255	1:43.369
48	3.454	1:45.568
84	5.839	1:47.953
228	5.866	1:47.980
81	6.243	1:48.357
25	6.533	1:48.647
351	6.954	1:49.068
63	7.727	1:49.841
166	8.843	1:50.957
234	9.208	1:51.322
123	9.600	1:51.714
168	9.783	1:51.897
333	10.650	1:52.764
22	11.229	1:53.343
73	12.687	1:54.801
80	12.966	1:55.080
50	13.142	1:55.256
513	14.240	1:56.354
189	14.341	1:56.455
139	16.223	1:58.337
37	16.244	1:58.358
62	16.712	1:58.826
455	17.304	1:59.418
919	17.908	2:00.022
193	18.248	2:00.362
140	18.403	2:00.517
101	18.511	2:00.625
49	18.937	2:01.051
192	19.662	2:01.776
138	20.053	2:02.167
29	20.892	2:03.006
260	22.518	2:04.632
116	24.109	2:06.223
966	31.044	2:13.158
32	31.272	2:13.386
94	32.301	2:14.415

LAP 2 @ 13:48:45.720		
NO	BEHIND	LAP TIME

961		1:37.358
624	0.879	1:37.926
54	1.768	1:37.871
48	7.053	1:40.957
84	9.903	1:41.422
81	10.250	1:41.365
25	11.181	1:42.006
228	12.058	1:43.550
351	12.463	1:42.867
63	14.495	1:44.126
166	14.974	1:43.489
234	15.666	1:43.816
168	16.318	1:43.893
333	17.798	1:44.506
123	18.249	1:46.007
22	18.569	1:44.698
73	22.076	1:46.747
80	22.741	1:47.133
50	23.181	1:47.397
513	23.262	1:46.380

189	25.513	1:48.530
139	27.615	1:48.750
455	28.644	1:48.698
37	29.593	1:50.707
62	30.046	1:50.692
919	30.446	1:49.896
193	30.572	1:49.682
140	30.770	1:49.725
101	31.054	1:49.901
49	31.869	1:50.290
192	32.533	1:50.229
138	33.128	1:50.433
29	34.806	1:51.272
260	38.349	1:53.189
32	40.562	1:46.648
116	43.071	1:56.320
966	1:00.782	2:07.096
94	1:01.363	2:06.420

LAP 3 @ 13:50:22.508		
NO	BEHIND	LAP TIME

961		1:36.788
624	1.685	1:37.594
54	3.044	1:38.064
48	11.506	1:41.241
84	15.088	1:41.973
81	15.447	1:41.985
25	15.939	1:41.546
351	16.889	1:41.214
228	18.388	1:43.118
63	21.470	1:43.763
166	21.780	1:43.594
168	22.370	1:42.840
234	23.364	1:44.486
22	26.908	1:45.127
333	27.051	1:46.041
123	27.796	1:46.335
73	31.104	1:45.816
80	31.299	1:45.346
50	32.343	1:45.950
513	32.670	1:46.196
189	36.401	1:47.676
139	38.922	1:48.095
455	39.442	1:47.586
62	41.585	1:48.327
919	43.357	1:49.699
49	44.143	1:49.062
101	44.603	1:50.337
193	44.689	1:50.905
37	45.332	1:52.527
140	45.533	1:51.551
138	46.164	1:49.824
192	46.317	1:50.572
32	48.104	1:44.330
29	49.766	1:51.748
260	55.209	1:53.648
116	1:03.601	1:57.318
966	1:29.007	2:05.013
94	1:29.790	2:05.215

LAP 4 @ 13:51:59.332		
NO	BEHIND	LAP TIME

961		1:36.824
624	2.334	1:37.473

54	3.661	1:37.441
48	16.081	1:41.399
84	19.974	1:41.710
81	20.148	1:41.525
25	20.909	1:41.794
351	21.591	1:41.526
228	24.925	1:43.361
63	28.527	1:43.881
166	28.554	1:43.598
168	29.009	1:43.463
234	31.045	1:44.505
22	35.193	1:45.109
333	36.232	1:46.005
123	36.894	1:45.922
80	39.917	1:45.442
73	39.956	1:45.676
50	41.054	1:45.535
513	41.085	1:45.239
189	47.205	1:47.628
139	48.662	1:46.564
455	49.593	1:46.975
62	51.523	1:46.762
919	54.432	1:47.899
32	55.325	1:44.045
49	55.445	1:48.126
101	55.800	1:48.021
193	57.050	1:49.185
140	57.138	1:48.429
138	59.778	1:50.438
192	1:00.304	1:50.811
37	1:01.360	1:52.852
29	1:04.110	1:51.168
260	1:11.098	1:52.713
116	1:23.906	1:57.129

LAP 5 @ 13:53:36.757		
NO	BEHIND	LAP TIME

961		1:37.425
624	3.151	1:38.242
54	3.695	1:37.459
94	1 Lap	2:03.368
48	19.269	1:40.613
966	1 Lap	2:06.107
84	24.285	1:41.736
81	24.632	1:41.909
25	25.174	1:41.690
351	25.596	1:41.430
228	30.125	1:42.625
63	34.814	1:43.712
166	35.044	1:43.915
168	35.171	1:43.587
234	37.477	1:43.857
22	42.835	1:45.067
333	44.431	1:45.624
123	45.352	1:45.883
80	47.194	1:44.702
50	47.825	1:44.196
73	47.870	1:45.339
513	48.216	1:44.556
189	56.519	1:46.739
455	59.338	1:47.170
139	59.577	1:48.340
32	1:00.468	1:42.568
62	1:02.013	1:47.915
49	1:06.047	1:48.027

919	1:06.220	1:49.213
101	1:06.471	1:48.096
193	1:07.108	1:47.483
140	1:07.433	1:47.720
138	1:09.729	1:47.376
192	1:11.030	1:48.151
37	1:17.632	1:53.697
29	1:18.029	1:51.344
260	1:25.809	1:52.136

LAP 6 @ 13:55:14.233		
NO	BEHIND	LAP TIME

961		1:37.476
624	3.365	1:37.690
54	4.191	1:37.972
116	1 Lap	1:57.319
48	22.044	1:40.251
84	28.780	1:41.971
81	29.417	1:42.261
25	30.027	1:42.329
351	30.246	1:42.126
228	39.116	1:46.467
63	40.255	1:42.917
166	40.549	1:42.981
168	43.511	1:45.816
234	44.341	1:44.340
94	1 Lap	2:03.020
22	52.184	1:46.825
123	53.633	1:45.757
80	55.794	1:46.076
50	56.043	1:45.694
73	56.118	1:45.724
513	56.245	1:45.505
32	1:05.733	1:42.741
189	1:05.980	1:46.937
139	1:10.518	1:48.417
455	1:10.729	1:48.867
62	1:11.471	1:46.934
49	1:16.895	1:48.324
919	1:17.485	1:48.741
101	1:17.822	1:48.827
193	1:18.476	1:48.844
140	1:18.564	1:48.607
192	1:22.300	1:48.746
260	1:28.249	1:39.916
29	1:32.713	1:52.160
37	1:36.566	1:56.410

Weather / Track : Sunny / Dry

Results can be found at www.tsl-timing.com

Brands Hatch GP
 Circuit Length = 2.4332 miles
 Start: 13:45 Flag 13:55 End: 13:57

Printed - 13:57 Saturday, 17 July 2021

BMCRC - MRO Championships 2021 - Rnd 4 @ Brands Hatch GP

BMCRC Thunderbike Sport & Rookie Minitwins

RACE 5 - SECTOR ANALYSIS



SECTOR 1 = FL to I1, SECTOR 2 = I1 to I2, SECTOR 3 = I2 to FL, DIFF = Difference To Personal Best Lap, P = Crossed Finish Line in Pit Lane, D = Time Disallowed

P1 961		Jack SIM		Yamaha R6 - Platform Lift Engineers Ltd			
IDEAL LAP TIME : 1:36.578		BEST LAP TIME : 1:36.788		DIFFERENCE : 0.210			
LAP	SECTOR 1	SECTOR 2	SECTOR 3	LAP TIME	MPH	DIFF	TIME OF DAY
1 -		43.592	23.278	1:42.114	85.78	5.326	13:47:08.362
2 -	30.998	43.303	23.057	1:37.358 (3)	89.97	0.570	13:48:45.720
3 -	30.511	43.288	22.989	1:36.788 (1)	90.50		13:50:22.508
4 -	30.457	43.132	23.235	1:36.824 (2)	90.47	0.036	13:51:59.332
5 -	30.876	43.413	23.136	1:37.425	89.91	0.637	13:53:36.757
6 -	30.972	43.378	23.126	1:37.476	89.86	0.688	13:55:14.233

P2 624		Matthew FEDRICK		Yamaha R6 - Matthew Fedrick farriers ltd/ Palmer Race Skool			
IDEAL LAP TIME : 1:37.332		BEST LAP TIME : 1:37.473		DIFFERENCE : 0.141			
LAP	SECTOR 1	SECTOR 2	SECTOR 3	LAP TIME	MPH	DIFF	TIME OF DAY
1 -		43.927	23.092	1:42.425	85.52	4.952	13:47:08.673
2 -	31.073	43.787	23.066	1:37.926	89.45	0.453	13:48:46.599
3 -	31.028	43.305	23.261	1:37.594 (2)	89.75	0.121	13:50:24.193
4 -	30.976	43.323	23.174	1:37.473 (1)	89.86		13:52:01.666
5 -	31.160	43.877	23.205	1:38.242	89.16	0.769	13:53:39.908
6 -	31.004	43.635	23.051	1:37.690 (3)	89.66	0.217	13:55:17.598

P3 54		Adam JAMISON		Yamaha R6 - Team AJR			
IDEAL LAP TIME : 1:37.177		BEST LAP TIME : 1:37.441		DIFFERENCE : 0.264			
LAP	SECTOR 1	SECTOR 2	SECTOR 3	LAP TIME	MPH	DIFF	TIME OF DAY
1 -		43.991	23.258	1:43.369	84.74	5.928	13:47:09.617
2 -	31.007	43.606	23.258	1:37.871 (3)	89.50	0.430	13:48:47.488
3 -	31.045	43.817	23.202	1:38.064	89.32	0.623	13:50:25.552
4 -	30.910	43.408	23.123	1:37.441 (1)	89.89		13:52:02.993
5 -	30.646	43.629	23.184	1:37.459 (2)	89.88	0.018	13:53:40.452
6 -	30.712	43.489	23.771	1:37.972	89.41	0.531	13:55:18.424

P4 48		Shaun WALLIS		Yamaha R6 - MBC Despatch Racing			
IDEAL LAP TIME : 1:40.203		BEST LAP TIME : 1:40.251		DIFFERENCE : 0.048			
LAP	SECTOR 1	SECTOR 2	SECTOR 3	LAP TIME	MPH	DIFF	TIME OF DAY
1 -		45.005	23.912	1:45.568	82.97	5.317	13:47:11.816
2 -	31.863	45.354	23.740	1:40.957 (3)	86.76	0.706	13:48:52.773
3 -	31.989	45.391	23.861	1:41.241	86.52	0.990	13:50:34.014
4 -	31.843	45.663	23.893	1:41.399	86.38	1.148	13:52:15.413
5 -	31.700	44.985	23.928	1:40.613 (2)	87.06	0.362	13:53:56.026
6 -	31.666	45.033	23.552	1:40.251 (1)	87.37		13:55:36.277

P5 84		Ricardo BRANCO		Yamaha R6 - IMP Racing			
IDEAL LAP TIME : 1:41.255		BEST LAP TIME : 1:41.422		DIFFERENCE : 0.167			
LAP	SECTOR 1	SECTOR 2	SECTOR 3	LAP TIME	MPH	DIFF	TIME OF DAY
1 -		45.699	23.961	1:47.953	81.14	6.531	13:47:14.201
2 -	32.222	45.207	23.993	1:41.422 (1)	86.37		13:48:55.623
3 -	32.325	45.696	23.952	1:41.973	85.90	0.551	13:50:37.596
4 -	32.489	45.376	23.845	1:41.710 (2)	86.12	0.288	13:52:19.306
5 -	32.406	45.504	23.826	1:41.736 (3)	86.10	0.314	13:54:01.042
6 -	32.480	45.584	23.907	1:41.971	85.90	0.549	13:55:43.013

BMCRC - MRO Championships 2021 - Rnd 4 @ Brands Hatch GP

BMCRC Thunderbike Sport & Rookie Minitwins

RACE 5 - SECTOR ANALYSIS



SECTOR 1 = FL to I1, SECTOR 2 = I1 to I2, SECTOR 3 = I2 to FL, DIFF = Difference To Personal Best Lap, P = Crossed Finish Line in Pit Lane, D = Time Disallowed

P6 81 Malvern MAY		Honda CBR600RR -					
IDEAL LAP TIME : 1:40.834		BEST LAP TIME : 1:41.365					
		DIFFERENCE : 0.531					
LAP	SECTOR 1	SECTOR 2	SECTOR 3	LAP TIME	MPH	DIFF	TIME OF DAY
1 -		45.634	24.165	1:48.357	80.84	6.992	13:47:14.605
2 -	32.013	45.237	24.115	1:41.365 (1)	86.41		13:48:55.970
3 -	32.329	45.648	24.008	1:41.985	85.89	0.620	13:50:37.955
4 -	32.434	45.208	23.883	1:41.525 (2)	86.28	0.160	13:52:19.480
5 -	32.440	45.442	24.027	1:41.909 (3)	85.95	0.544	13:54:01.389
6 -	32.489	46.159	23.613	1:42.261	85.66	0.896	13:55:43.650

P7 25 Harrison DAY		Honda CBR 600 -					
IDEAL LAP TIME : 1:40.920		BEST LAP TIME : 1:41.546					
		DIFFERENCE : 0.626					
LAP	SECTOR 1	SECTOR 2	SECTOR 3	LAP TIME	MPH	DIFF	TIME OF DAY
1 -		46.825	24.063	1:48.647	80.62	7.101	13:47:14.895
2 -	32.298	45.521	24.187	1:42.006	85.87	0.460	13:48:56.901
3 -	31.600	45.869	24.077	1:41.546 (1)	86.26		13:50:38.447
4 -	32.058	45.838	23.898	1:41.794 (3)	86.05	0.248	13:52:20.241
5 -	32.030	45.686	23.974	1:41.690 (2)	86.14	0.144	13:54:01.931
6 -	32.103	46.427	23.799	1:42.329	85.60	0.783	13:55:44.260

P8 351 Sam DIGBY-BAKER		Yamaha R6 -					
IDEAL LAP TIME : 1:41.076		BEST LAP TIME : 1:41.214					
		DIFFERENCE : 0.138					
LAP	SECTOR 1	SECTOR 2	SECTOR 3	LAP TIME	MPH	DIFF	TIME OF DAY
1 -		46.350	24.288	1:49.068	80.31	7.854	13:47:15.316
2 -	32.702	45.774	24.391	1:42.867	85.15	1.653	13:48:58.183
3 -	32.307	44.977	23.930	1:41.214 (1)	86.54		13:50:39.397
4 -	32.376	45.138	24.012	1:41.526 (3)	86.28	0.312	13:52:20.923
5 -	32.169	45.087	24.174	1:41.430 (2)	86.36	0.216	13:54:02.353
6 -	32.507	45.531	24.088	1:42.126	85.77	0.912	13:55:44.479

P9 228 Liam McCARTER		Suzuki GSXR 750 -					
IDEAL LAP TIME : 1:42.442		BEST LAP TIME : 1:42.625					
		DIFFERENCE : 0.183					
LAP	SECTOR 1	SECTOR 2	SECTOR 3	LAP TIME	MPH	DIFF	TIME OF DAY
1 -		46.102	24.189	1:47.980	81.12	5.355	13:47:14.228
2 -	33.319	45.984	24.247	1:43.550	84.59	0.925	13:48:57.778
3 -	33.240	45.598	24.280	1:43.118 (2)	84.94	0.493	13:50:40.896
4 -	33.336	45.946	24.079	1:43.361 (3)	84.74	0.736	13:52:24.257
5 -	32.765	45.769	24.091	1:42.625 (1)	85.35		13:54:06.882
6 -	34.732	47.330	24.405	1:46.467	82.27	3.842	13:55:53.349

P10 63 RMT Stephen PERFITT		Suzuki SV650 - PKP Services Ltd					
IDEAL LAP TIME : 1:42.848		BEST LAP TIME : 1:42.917					
		DIFFERENCE : 0.069					
LAP	SECTOR 1	SECTOR 2	SECTOR 3	LAP TIME	MPH	DIFF	TIME OF DAY
1 -		46.219	24.656	1:49.841	79.75	6.924	13:47:16.089
2 -	32.800	46.529	24.797	1:44.126	84.12	1.209	13:49:00.215
3 -	32.450	46.575	24.738	1:43.763 (3)	84.42	0.846	13:50:43.978
4 -	32.852	46.337	24.692	1:43.881	84.32	0.964	13:52:27.859
5 -	32.772	46.195	24.745	1:43.712 (2)	84.46	0.795	13:54:11.571
6 -	32.127	46.264	24.526	1:42.917 (1)	85.11		13:55:54.488

BMCRC - MRO Championships 2021 - Rnd 4 @ Brands Hatch GP

BMCRC Thunderbike Sport & Rookie Minitwins

RACE 5 - SECTOR ANALYSIS



SECTOR 1 = FL to I1, SECTOR 2 = I1 to I2, SECTOR 3 = I2 to FL, DIFF = Difference To Personal Best Lap, P = Crossed Finish Line in Pit Lane, D = Time Disallowed

P11 166 RMT		Nicholas BAKER		Suzuki SV650 - K66			
IDEAL LAP TIME : 1:42.778		BEST LAP TIME : 1:42.981		DIFFERENCE : 0.203			
LAP	SECTOR 1	SECTOR 2	SECTOR 3	LAP TIME	MPH	DIFF	TIME OF DAY
1 -		46.530	24.759	1:50.957	78.94	7.976	13:47:17.205
2 -	32.343	46.570	24.576	1:43.489 (2)	84.64	0.508	13:49:00.694
3 -	32.143	46.759	24.692	1:43.594 (3)	84.55	0.613	13:50:44.288
4 -	32.144	46.600	24.854	1:43.598	84.55	0.617	13:52:27.886
5 -	33.030	46.183	24.702	1:43.915	84.29	0.934	13:54:11.801
6 -	32.091	46.111	24.779	1:42.981 (1)	85.06		13:55:54.782

P12 168 R		Aaron DALRYMPLE		Suzuki GSXR 600 -			
IDEAL LAP TIME : 1:42.341		BEST LAP TIME : 1:42.840		DIFFERENCE : 0.499			
LAP	SECTOR 1	SECTOR 2	SECTOR 3	LAP TIME	MPH	DIFF	TIME OF DAY
1 -		47.051	24.472	1:51.897	78.28	9.057	13:47:18.145
2 -	33.118	46.491	24.284	1:43.893	84.31	1.053	13:49:02.038
3 -	32.988	45.698	24.154	1:42.840 (1)	85.17		13:50:44.878
4 -	32.575	46.385	24.503	1:43.463 (2)	84.66	0.623	13:52:28.341
5 -	33.109	46.410	24.068	1:43.587 (3)	84.56	0.747	13:54:11.928
6 -	33.028	47.097	25.691	1:45.816	82.78	2.976	13:55:57.744

P13 234 RMT		Andrew FLUX		Suzuki SV650 - Mach 1 Automotive LTD			
IDEAL LAP TIME : 1:43.524		BEST LAP TIME : 1:43.816		DIFFERENCE : 0.292			
LAP	SECTOR 1	SECTOR 2	SECTOR 3	LAP TIME	MPH	DIFF	TIME OF DAY
1 -		47.021	24.759	1:51.322	78.68	7.506	13:47:17.570
2 -	32.776	46.394	24.646	1:43.816 (1)	84.37		13:49:01.386
3 -	33.028	46.749	24.709	1:44.486	83.83	0.670	13:50:45.872
4 -	32.950	46.726	24.829	1:44.505	83.82	0.689	13:52:30.377
5 -	32.484	46.582	24.791	1:43.857 (2)	84.34	0.041	13:54:14.234
6 -	32.625	46.836	24.879	1:44.340 (3)	83.95	0.524	13:55:58.574

P14 22		Matthew MAY		Honda CBR600F3 - Late Breakers			
IDEAL LAP TIME : 1:44.075		BEST LAP TIME : 1:44.698		DIFFERENCE : 0.623			
LAP	SECTOR 1	SECTOR 2	SECTOR 3	LAP TIME	MPH	DIFF	TIME OF DAY
1 -		46.980	24.380	1:53.343	77.28	8.645	13:47:19.591
2 -	33.556	46.474	24.668	1:44.698 (1)	83.66		13:49:04.289
3 -	33.648	46.444	25.035	1:45.127	83.32	0.429	13:50:49.416
4 -	33.553	46.929	24.627	1:45.109 (3)	83.34	0.411	13:52:34.525
5 -	33.251	46.957	24.859	1:45.067 (2)	83.37	0.369	13:54:19.592
6 -	33.673	47.751	25.401	1:46.825	82.00	2.127	13:56:06.417

P15 123 RMT		Adam FORSYTH		Suzuki SV650 - Rock Oil			
IDEAL LAP TIME : 1:44.913		BEST LAP TIME : 1:45.757		DIFFERENCE : 0.844			
LAP	SECTOR 1	SECTOR 2	SECTOR 3	LAP TIME	MPH	DIFF	TIME OF DAY
1 -		47.545	24.871	1:51.714	78.41	5.957	13:47:17.962
2 -	33.030	47.534	25.443	1:46.007	82.63	0.250	13:49:03.969
3 -	33.047	47.884	25.404	1:46.335	82.37	0.578	13:50:50.304
4 -	32.984	47.633	25.305	1:45.922 (3)	82.70	0.165	13:52:36.226
5 -	32.876	47.683	25.324	1:45.883 (2)	82.73	0.126	13:54:22.109
6 -	32.951	47.166	25.640	1:45.757 (1)	82.82		13:56:07.866

BMCRC - MRO Championships 2021 - Rnd 4 @ Brands Hatch GP

BMCRC Thunderbike Sport & Rookie Minitwins

RACE 5 - SECTOR ANALYSIS



SECTOR 1 = FL to I1, SECTOR 2 = I1 to I2, SECTOR 3 = I2 to FL, DIFF = Difference To Personal Best Lap, P = Crossed Finish Line in Pit Lane, D = Time Disallowed

P16 80 R		Stephen LANE		Kawasaki ZX6R -			
IDEAL LAP TIME : 1:44.016		BEST LAP TIME : 1:44.702		DIFFERENCE : 0.686			
LAP	SECTOR 1	SECTOR 2	SECTOR 3	LAP TIME	MPH	DIFF	TIME OF DAY
1 -		48.095	24.719	1:55.080	76.11	10.378	13:47:21.328
2 -	33.521	48.673	24.939	1:47.133	81.76	2.431	13:49:08.461
3 -	33.210	47.596	24.540	1:45.346 (2)	83.15	0.644	13:50:53.807
4 -	33.634	47.616	24.192	1:45.442 (3)	83.07	0.740	13:52:39.249
5 -	33.066	47.079	24.557	1:44.702 (1)	83.66		13:54:23.951
6 -	33.316	46.758	26.002	1:46.076	82.58	1.374	13:56:10.027

P17 50		Paul ROBSON		Kawaski ZX6R - RBProperty services & Environment Lighting			
IDEAL LAP TIME : 1:44.091		BEST LAP TIME : 1:44.196		DIFFERENCE : 0.105			
LAP	SECTOR 1	SECTOR 2	SECTOR 3	LAP TIME	MPH	DIFF	TIME OF DAY
1 -		48.670	25.280	1:55.256	76.00	11.060	13:47:21.504
2 -	33.614	48.591	25.192	1:47.397	81.56	3.201	13:49:08.901
3 -	33.298	47.578	25.074	1:45.950	82.67	1.754	13:50:54.851
4 -	33.232	47.291	25.012	1:45.535 (2)	83.00	1.339	13:52:40.386
5 -	32.740	46.800	24.656	1:44.196 (1)	84.07		13:54:24.582
6 -	32.920	46.695	26.079	1:45.694 (3)	82.87	1.498	13:56:10.276

P18 73 RMT		Esteban LECOQ		Suzuki SV650 SK5 -			
IDEAL LAP TIME : 1:44.827		BEST LAP TIME : 1:45.339		DIFFERENCE : 0.512			
LAP	SECTOR 1	SECTOR 2	SECTOR 3	LAP TIME	MPH	DIFF	TIME OF DAY
1 -		48.821	25.168	1:54.801	76.30	9.462	13:47:21.049
2 -	33.548	47.899	25.300	1:46.747	82.06	1.408	13:49:07.796
3 -	33.143	47.589	25.084	1:45.816	82.78	0.477	13:50:53.612
4 -	33.455	47.332	24.889	1:45.676 (2)	82.89	0.337	13:52:39.288
5 -	33.438	46.795	25.106	1:45.339 (1)	83.15		13:54:24.627
6 -	33.177	46.845	25.702	1:45.724 (3)	82.85	0.385	13:56:10.351

P19 513 R		Pablo ROMERO		Suzuki GSXR600 - The Sausage Racing Team			
IDEAL LAP TIME : 1:44.552		BEST LAP TIME : 1:44.556		DIFFERENCE : 0.004			
LAP	SECTOR 1	SECTOR 2	SECTOR 3	LAP TIME	MPH	DIFF	TIME OF DAY
1 -		48.452	24.890	1:56.354	75.28	11.798	13:47:22.602
2 -	33.593	48.378	24.409	1:46.380	82.34	1.824	13:49:08.982
3 -	33.706	47.577	24.913	1:46.196	82.48	1.640	13:50:55.178
4 -	33.608	47.342	24.289	1:45.239 (2)	83.23	0.683	13:52:40.417
5 -	33.200	47.089	24.267	1:44.556 (1)	83.78		13:54:24.973
6 -	33.291	47.085	25.129	1:45.505 (3)	83.02	0.949	13:56:10.478

P20 32 R		Jack WILLIAMS		Honda CBR600 -			
IDEAL LAP TIME : 1:42.366		BEST LAP TIME : 1:42.568		DIFFERENCE : 0.202			
LAP	SECTOR 1	SECTOR 2	SECTOR 3	LAP TIME	MPH	DIFF	TIME OF DAY
1 -		47.639	24.787	2:13.386	65.67	30.818	13:47:39.634
2 -	33.431	48.455	24.762	1:46.648	82.13	4.080	13:49:26.282
3 -	32.954	46.899	24.477	1:44.330	83.96	1.762	13:51:10.612
4 -	33.026	46.685	24.334	1:44.045 (3)	84.19	1.477	13:52:54.657
5 -	32.399	45.908	24.261	1:42.568 (1)	85.40		13:54:37.225
6 -	32.633	45.706	24.402	1:42.741 (2)	85.26	0.173	13:56:19.966

BMCRC - MRO Championships 2021 - Rnd 4 @ Brands Hatch GP

BMCRC Thunderbike Sport & Rookie Minitwins

RACE 5 - SECTOR ANALYSIS



SECTOR 1 = FL to I1, SECTOR 2 = I1 to I2, SECTOR 3 = I2 to FL, DIFF = Difference To Personal Best Lap, P = Crossed Finish Line in Pit Lane, D = Time Disallowed

P21 189 RMT Mark LAWSON		Suzuki SV 650 - Crawfords metal detectors					
IDEAL LAP TIME : 1:46.438		BEST LAP TIME : 1:46.739		DIFFERENCE : 0.301			
LAP	SECTOR 1	SECTOR 2	SECTOR 3	LAP TIME	MPH	DIFF	TIME OF DAY
1 -		48.742	25.787	1:56.455	75.22	9.716	13:47:22.703
2 -	34.560	48.356	25.614	1:48.530	80.71	1.791	13:49:11.233
3 -	33.937	48.223	25.516	1:47.676	81.35	0.937	13:50:58.909
4 -	34.074	48.024	25.530	1:47.628 (3)	81.38	0.889	13:52:46.537
5 -	33.498	47.962	25.279	1:46.739 (1)	82.06		13:54:33.276
6 -	33.398	47.761	25.778	1:46.937 (2)	81.91	0.198	13:56:20.213

P22 139 R Rob MARLEY		Honda CBR600F3 - PearTree Racing					
IDEAL LAP TIME : 1:46.564		BEST LAP TIME : 1:46.564		DIFFERENCE : 0.000			
LAP	SECTOR 1	SECTOR 2	SECTOR 3	LAP TIME	MPH	DIFF	TIME OF DAY
1 -		49.127	25.564	1:58.337	74.02	11.773	13:47:24.585
2 -	34.558	49.145	25.047	1:48.750	80.55	2.186	13:49:13.335
3 -	34.848	48.014	25.233	1:48.095 (2)	81.03	1.531	13:51:01.430
4 -	34.008	47.992	24.564	1:46.564 (1)	82.20		13:52:47.994
5 -	34.765	48.571	25.004	1:48.340 (3)	80.85	1.776	13:54:36.334
6 -	34.576	48.957	24.884	1:48.417	80.79	1.853	13:56:24.751

P23 455 RMT Tyler DONOVAN		Suzuki SV 650 -					
IDEAL LAP TIME : 1:46.576		BEST LAP TIME : 1:46.975		DIFFERENCE : 0.399			
LAP	SECTOR 1	SECTOR 2	SECTOR 3	LAP TIME	MPH	DIFF	TIME OF DAY
1 -		49.261	25.710	1:59.418	73.35	12.443	13:47:25.666
2 -	34.250	48.904	25.544	1:48.698	80.58	1.723	13:49:14.364
3 -	34.027	48.402	25.157	1:47.586 (3)	81.42	0.611	13:51:01.950
4 -	33.804	48.362	24.809	1:46.975 (1)	81.88		13:52:48.925
5 -	33.432	48.335	25.403	1:47.170 (2)	81.73	0.195	13:54:36.095
6 -	33.917	49.268	25.682	1:48.867	80.46	1.892	13:56:24.962

P24 62 RMT James KING		Suzuki SV650 - King and Drury construction					
IDEAL LAP TIME : 1:46.512		BEST LAP TIME : 1:46.762		DIFFERENCE : 0.250			
LAP	SECTOR 1	SECTOR 2	SECTOR 3	LAP TIME	MPH	DIFF	TIME OF DAY
1 -		49.969	25.812	1:58.826	73.71	12.064	13:47:25.074
2 -	34.838	49.813	26.041	1:50.692	79.13	3.930	13:49:15.766
3 -	34.154	48.607	25.566	1:48.327	80.86	1.565	13:51:04.093
4 -	33.150	48.126	25.486	1:46.762 (1)	82.05		13:52:50.855
5 -	34.128	48.067	25.720	1:47.915 (3)	81.17	1.153	13:54:38.770
6 -	33.572	47.973	25.389	1:46.934 (2)	81.91	0.172	13:56:25.704

P25 49 R Oli CHAYTOR		Yamaha R6 - PearTree Racing					
IDEAL LAP TIME : 1:47.724		BEST LAP TIME : 1:48.027		DIFFERENCE : 0.303			
LAP	SECTOR 1	SECTOR 2	SECTOR 3	LAP TIME	MPH	DIFF	TIME OF DAY
1 -		50.116	25.554	2:01.051	72.36	13.024	13:47:27.299
2 -	35.169	49.730	25.391	1:50.290	79.42	2.263	13:49:17.589
3 -	34.993	49.017	25.052	1:49.062	80.31	1.035	13:51:06.651
4 -	34.554	48.268	25.304	1:48.126 (2)	81.01	0.099	13:52:54.777
5 -	34.698	48.159	25.170	1:48.027 (1)	81.08		13:54:42.804
6 -	34.593	48.118	25.613	1:48.324 (3)	80.86	0.297	13:56:31.128

Weather / Track : Sunny / Dry

Brands Hatch GP
Circuit Length = 2.4332 miles
Start: 13:45 Flag 13:55 End: 13:57

BMCRC - MRO Championships 2021 - Rnd 4 @ Brands Hatch GP

BMCRC Thunderbike Sport & Rookie Minitwins

RACE 5 - SECTOR ANALYSIS



SECTOR 1 = FL to I1, SECTOR 2 = I1 to I2, SECTOR 3 = I2 to FL, DIFF = Difference To Personal Best Lap, P = Crossed Finish Line in Pit Lane, D = Time Disallowed

P26 919 RMT Andrew BELLIS		Suzuki SV 650 - Cunco Ltd					
IDEAL LAP TIME : 1:47.773		BEST LAP TIME : 1:47.899		DIFFERENCE : 0.126			
LAP	SECTOR 1	SECTOR 2	SECTOR 3	LAP TIME	MPH	DIFF	TIME OF DAY
1 -		50.528	26.307	2:00.022	72.98	12.123	13:47:26.270
2 -	33.786	50.124	25.986	1:49.896	79.71	1.997	13:49:16.166
3 -	33.896	49.634	26.169	1:49.699	79.85	1.800	13:51:05.865
4 -	33.467	48.348	26.084	1:47.899 (1)	81.18		13:52:53.764
5 -	34.344	48.902	25.967	1:49.213 (3)	80.20	1.314	13:54:42.977
6 -	33.779	49.004	25.958	1:48.741 (2)	80.55	0.842	13:56:31.718

P27 101 Glen TRIPP		Honda CBR 600FW - yaki too racing					
IDEAL LAP TIME : 1:47.703		BEST LAP TIME : 1:48.021		DIFFERENCE : 0.318			
LAP	SECTOR 1	SECTOR 2	SECTOR 3	LAP TIME	MPH	DIFF	TIME OF DAY
1 -		49.907	25.737	2:00.625	72.62	12.604	13:47:26.873
2 -	35.174	49.103	25.624	1:49.901	79.70	1.880	13:49:16.774
3 -	35.262	49.907	25.168	1:50.337	79.39	2.316	13:51:07.111
4 -	35.129	47.776	25.116	1:48.021 (1)	81.09		13:52:55.132
5 -	34.811	48.124	25.161	1:48.096 (2)	81.03	0.075	13:54:43.228
6 -	35.096	48.091	25.640	1:48.827 (3)	80.49	0.806	13:56:32.055

P28 193 RMT Tony BOTTO		Suzuki SV 650 - TB Motorcycles					
IDEAL LAP TIME : 1:47.241		BEST LAP TIME : 1:47.483		DIFFERENCE : 0.242			
LAP	SECTOR 1	SECTOR 2	SECTOR 3	LAP TIME	MPH	DIFF	TIME OF DAY
1 -		49.827	26.251	2:00.362	72.77	12.879	13:47:26.610
2 -	33.727	50.382	25.573	1:49.682	79.86	2.199	13:49:16.292
3 -	35.251	49.546	26.108	1:50.905	78.98	3.422	13:51:07.197
4 -	34.717	49.029	25.439	1:49.185 (3)	80.22	1.702	13:52:56.382
5 -	33.908	48.075	25.500	1:47.483 (1)	81.49		13:54:43.865
6 -	34.847	48.318	25.679	1:48.844 (2)	80.48	1.361	13:56:32.709

P29 140 RMT Luke LAWSON		Suzuki SV650 - Lpl plastering and maintenance					
IDEAL LAP TIME : 1:47.192		BEST LAP TIME : 1:47.720		DIFFERENCE : 0.528			
LAP	SECTOR 1	SECTOR 2	SECTOR 3	LAP TIME	MPH	DIFF	TIME OF DAY
1 -		50.362	26.161	2:00.517	72.68	12.797	13:47:26.765
2 -	33.897	49.827	26.001	1:49.725	79.83	2.005	13:49:16.490
3 -	35.524	50.291	25.736	1:51.551	78.52	3.831	13:51:08.041
4 -	34.971	48.346	25.112	1:48.429 (2)	80.78	0.709	13:52:56.470
5 -	34.046	48.183	25.491	1:47.720 (1)	81.32		13:54:44.190
6 -	34.416	48.745	25.446	1:48.607 (3)	80.65	0.887	13:56:32.797

P30 192 RMT Richard MOFFA		Suzuki SV650 -					
IDEAL LAP TIME : 1:47.472		BEST LAP TIME : 1:48.151		DIFFERENCE : 0.679			
LAP	SECTOR 1	SECTOR 2	SECTOR 3	LAP TIME	MPH	DIFF	TIME OF DAY
1 -		50.496	26.015	2:01.776	71.93	13.625	13:47:28.024
2 -	35.001	49.319	25.909	1:50.229 (3)	79.46	2.078	13:49:18.253
3 -	34.650	49.661	26.261	1:50.572	79.22	2.421	13:51:08.825
4 -	34.203	50.590	26.018	1:50.811	79.05	2.660	13:52:59.636
5 -	34.861	47.630	25.660	1:48.151 (1)	80.99		13:54:47.787
6 -	34.747	48.360	25.639	1:48.746 (2)	80.55	0.595	13:56:36.533

BMCRC - MRO Championships 2021 - Rnd 4 @ Brands Hatch GP

BMCRC Thunderbike Sport & Rookie Minitwins

RACE 5 - SECTOR ANALYSIS



SECTOR 1 = FL to I1, SECTOR 2 = I1 to I2, SECTOR 3 = I2 to FL, DIFF = Difference To Personal Best Lap, P = Crossed Finish Line in Pit Lane, D = Time Disallowed

P31 260 R		Greg PYMM		Kawasaki ER6 -			
IDEAL LAP TIME : 1:51.960		BEST LAP TIME : 1:39.916		DIFFERENCE : -12.044			
LAP	SECTOR 1	SECTOR 2	SECTOR 3	LAP TIME	MPH	DIFF	TIME OF DAY
1 -		51.736	26.507	2:04.632	70.28	24.716	13:47:30.880
2 -	35.288	51.586	26.315	1:53.189	77.39	13.273	13:49:24.069
3 -	35.355	51.941	26.352	1:53.648	77.07	13.732	13:51:17.717
4 -	35.226	51.390	26.097	1:52.713 (3)	77.71	12.797	13:53:10.430
5 -	34.769	51.094	26.273	1:52.136 (2)	78.11	12.220	13:55:02.566
6 -	36.277			1:39.916 (1)	87.67		13:56:42.482

P32 29 RMT		Hayden KILLWORTH		Suzuki SV650 - BK Racing			
IDEAL LAP TIME : 1:50.685		BEST LAP TIME : 1:51.168		DIFFERENCE : 0.483			
LAP	SECTOR 1	SECTOR 2	SECTOR 3	LAP TIME	MPH	DIFF	TIME OF DAY
1 -		51.218	26.349	2:03.006	71.21	11.838	13:47:29.254
2 -	34.593	50.264	26.415	1:51.272 (2)	78.72	0.104	13:49:20.526
3 -	34.949	50.249	26.550	1:51.748	78.38	0.580	13:51:12.274
4 -	34.637	49.926	26.605	1:51.168 (1)	78.79		13:53:03.442
5 -	34.867	49.743	26.734	1:51.344 (3)	78.67	0.176	13:54:54.786
6 -	35.417	49.997	26.746	1:52.160	78.10	0.992	13:56:46.946

P33 37		Ricky WOODS		Suzuki GSXR 600 - KTS Vehicle Repairs			
IDEAL LAP TIME : 1:50.482		BEST LAP TIME : 1:50.707		DIFFERENCE : 0.225			
LAP	SECTOR 1	SECTOR 2	SECTOR 3	LAP TIME	MPH	DIFF	TIME OF DAY
1 -		49.278	26.337	1:58.358	74.01	7.651	13:47:24.606
2 -	34.867	49.436	26.404	1:50.707 (1)	79.12		13:49:15.313
3 -	36.062	49.766	26.699	1:52.527 (2)	77.84	1.820	13:51:07.840
4 -	35.002	50.945	26.905	1:52.852 (3)	77.62	2.145	13:53:00.692
5 -	35.741	50.627	27.329	1:53.697	77.04	2.990	13:54:54.389
6 -	37.200	51.721	27.489	1:56.410	75.24	5.703	13:56:50.799

P34 116 RMT		Gareth FAITH		Suzuki SV650 - Sitramoto			
IDEAL LAP TIME : 1:55.688		BEST LAP TIME : 1:56.320		DIFFERENCE : 0.632			
LAP	SECTOR 1	SECTOR 2	SECTOR 3	LAP TIME	MPH	DIFF	TIME OF DAY
1 -		52.950	27.222	2:06.223	69.39	9.903	13:47:32.471
2 -	35.881	53.362	27.077	1:56.320 (1)	75.30		13:49:28.791
3 -	35.768	53.970	27.580	1:57.318 (3)	74.66	0.998	13:51:26.109
4 -	36.779	52.843	27.507	1:57.129 (2)	74.78	0.809	13:53:23.238
5 -	36.630	53.399	27.290	1:57.319	74.66	0.999	13:55:20.557

P35 94 RMT		Rebecca HOUGHTON		Suzuki SV650 -			
IDEAL LAP TIME : 2:02.933		BEST LAP TIME : 2:03.020		DIFFERENCE : 0.087			
LAP	SECTOR 1	SECTOR 2	SECTOR 3	LAP TIME	MPH	DIFF	TIME OF DAY
1 -		56.301	28.272	2:14.415	65.17	11.395	13:47:40.663
2 -	38.976	58.762	28.682	2:06.420	69.29	3.400	13:49:47.083
3 -	39.281	57.326	28.608	2:05.215 (3)	69.95	2.195	13:51:52.298
4 -	38.526	56.222	28.620	2:03.368 (2)	71.00	0.348	13:53:55.666
5 -	38.564	56.135	28.321	2:03.020 (1)	71.20		13:55:58.686

P36 333 R		Mark STUBBERFIELD		Yamaha R6 - Polished concrete London			
IDEAL LAP TIME : 1:43.985		BEST LAP TIME : 1:44.506		DIFFERENCE : 0.521			
LAP	SECTOR 1	SECTOR 2	SECTOR 3	LAP TIME	MPH	DIFF	TIME OF DAY
1 -		47.149	24.494	1:52.764	77.68	8.258	13:47:19.012
2 -	32.972	47.293	24.241	1:44.506 (1)	83.82		13:49:03.518
3 -	33.333	47.139	25.569	1:46.041	82.60	1.535	13:50:49.559
4 -	33.439	47.474	25.092	1:46.005 (3)	82.63	1.499	13:52:35.564
5 -	33.356	47.311	24.957	1:45.624 (2)	82.93	1.118	13:54:21.188

Weather / Track : Sunny / Dry

Brands Hatch GP
Circuit Length = 2.4332 miles
Start: 13:45 Flag 13:55 End: 13:57

BMCRC - MRO Championships 2021 - Rnd 4 @ Brands Hatch GP

BMCRC Thunderbike Sport & Rookie Minitwins

RACE 5 - SECTOR ANALYSIS



SECTOR 1 = FL to I1, SECTOR 2 = I1 to I2, SECTOR 3 = I2 to FL, DIFF = Difference To Personal Best Lap, P = Crossed Finish Line in Pit Lane, D = Time Disallowed

P37 138 RMT Craig JARMIN		Suzuki SV650 - BK Racing					
IDEAL LAP TIME : 1:47.376		BEST LAP TIME : 1:47.376		DIFFERENCE : 0.000			
LAP	SECTOR 1	SECTOR 2	SECTOR 3	LAP TIME	MPH	DIFF	TIME OF DAY
1 -		51.808	26.056	2:02.167	71.70	14.791	13:47:28.415
2 -	34.899	49.716	25.818	1:50.433 (3)	79.32	3.057	13:49:18.848
3 -	34.448	49.257	26.119	1:49.824 (2)	79.76	2.448	13:51:08.672
4 -	35.073	49.736	25.629	1:50.438	79.31	3.062	13:52:59.110
5 -	33.881	47.900	25.595	1:47.376 (1)	81.58		13:54:46.486

P38 966 RMT Paul LEE		Suzuki SV650 -					
IDEAL LAP TIME : 2:01.910		BEST LAP TIME : 2:05.013		DIFFERENCE : 3.103			
LAP	SECTOR 1	SECTOR 2	SECTOR 3	LAP TIME	MPH	DIFF	TIME OF DAY
1 -		55.979	28.016	2:13.158	65.78	8.145	13:47:39.406
2 -	39.876	58.515	28.705	2:07.096 (3)	68.92	2.083	13:49:46.502
3 -	39.170	57.458	28.385	2:05.013 (1)	70.07		13:51:51.515
4 -	41.638	56.457	28.012	2:06.107 (2)	69.46	1.094	13:53:57.622

P39 52 Elliot FRICKER		Honda CBR600 - Petwise.org, S&S, Ride in Bike Tyres					
IDEAL LAP TIME : 1:38.116		BEST LAP TIME : 1:43.096		DIFFERENCE : 4.980			
LAP	SECTOR 1	SECTOR 2	SECTOR 3	LAP TIME	MPH	DIFF	TIME OF DAY
1 -		44.249	23.197	1:43.096 (1)	84.96		13:47:09.344

BMCRC - MRO Championships 2021 - Rnd 4 @ Brands Hatch GP

BMCRC Thunderbike Sport & Rookie Minitwins

RACE 5 - BEST SECTORS

SECTOR 1			SECTOR 2			SECTOR 3			IDEAL / BEST COMPARISON						
POS	NO	NAME	TIME	NO	NAME	TIME	NO	NAME	TIME	POS	NO	NAME	IDEAL	BEST	DIFF
												PERFECT LAP	1:36.578		
1	961	SIM	30.457	961	SIM	43.132	961	SIM	22.989	1	961	SIM	1:36.578	1:36.788	0.210
2	54	JAMISON	30.646	624	FEDRICK	43.305	624	FEDRICK	23.051	2	54	JAMISON	1:37.177	1:37.441	0.264
3	52	FRICKER	30.670	54	JAMISON	43.408	54	JAMISON	23.123	3	624	FEDRICK	1:37.332	1:37.473	0.141
4	624	FEDRICK	30.976	52	FRICKER	44.249	52	FRICKER	23.197	4	52	FRICKER	1:38.116	1:43.096	4.980
5	25	DAY	31.600	351	DIGBY-BAKER	44.977	48	WALLIS	23.552	5	48	WALLIS	1:40.203	1:40.251	0.048
6	48	WALLIS	31.666	48	WALLIS	44.985	81	MAY	23.613	6	81	MAY	1:40.834	1:41.365	0.531
7	81	MAY	32.013	84	BRANCO	45.207	25	DAY	23.799	7	25	DAY	1:40.920	1:41.546	0.626
8	166	BAKER	32.091	81	MAY	45.208	84	BRANCO	23.826	8	351	DIGBY-BAKER	1:41.076	1:41.214	0.138
9	63	PERFITT	32.127	25	DAY	45.521	351	DIGBY-BAKER	23.930	9	84	BRANCO	1:41.255	1:41.422	0.167
10	351	DIGBY-BAKER	32.169	228	McCARTER	45.598	168	DALRYMPLE	24.068	10	168	DALRYMPLE	1:42.341	1:42.840	0.499
11	84	BRANCO	32.222	168	DALRYMPLE	45.698	228	McCARTER	24.079	11	32	WILLIAMS	1:42.366	1:42.568	0.202
12	32	WILLIAMS	32.399	32	WILLIAMS	45.706	80	LANE	24.192	12	228	McCARTER	1:42.442	1:42.625	0.183
13	234	FLUX	32.484	166	BAKER	46.111	333	STUBBERFIELD	24.241	13	166	BAKER	1:42.778	1:42.981	0.203
14	168	DALRYMPLE	32.575	63	PERFITT	46.195	32	WILLIAMS	24.261	14	63	PERFITT	1:42.848	1:42.917	0.069
15	50	ROBSON	32.740	234	FLUX	46.394	513	ROMERO	24.267	15	234	FLUX	1:43.524	1:43.816	0.292
16	228	McCARTER	32.765	22	MAY	46.444	22	MAY	24.380	16	333	STUBBERFIELD	1:43.985	1:44.506	0.521
17	123	FORSYTH	32.876	50	ROBSON	46.695	63	PERFITT	24.526	17	80	LANE	1:44.016	1:44.702	0.686
18	333	STUBBERFIELD	32.972	80	LANE	46.758	139	MARLEY	24.564	18	22	MAY	1:44.075	1:44.698	0.623
19	80	LANE	33.066	333	STUBBERFIELD	46.772	166	BAKER	24.576	19	50	ROBSON	1:44.091	1:44.196	0.105
20	73	LECOQ	33.143	73	LECOQ	46.795	234	FLUX	24.646	20	513	ROMERO	1:44.552	1:44.556	0.004
21	62	KING	33.150	513	ROMERO	47.085	50	ROBSON	24.656	21	73	LECOQ	1:44.827	1:45.339	0.512
22	513	ROMERO	33.200	123	FORSYTH	47.166	455	DONOVAN	24.809	22	123	FORSYTH	1:44.913	1:45.757	0.844
23	22	MAY	33.251	192	MOFFA	47.630	123	FORSYTH	24.871	23	189	LAWSON	1:46.438	1:46.739	0.301
24	189	LAWSON	33.398	189	LAWSON	47.761	73	LECOQ	24.889	24	62	KING	1:46.512	1:46.762	0.250
25	455	DONOVAN	33.432	101	TRIPP	47.776	49	CHAYTOR	25.052	25	139	MARLEY	1:46.564	1:46.564	0.000
26	919	BELLIS	33.467	138	JARMIN	47.900	140	LAWSON	25.112	26	455	DONOVAN	1:46.576	1:46.975	0.399
27	193	BOTTO	33.727	62	KING	47.973	101	TRIPP	25.116	27	140	LAWSON	1:47.192	1:47.720	0.528
28	138	JARMIN	33.881	139	MARLEY	47.992	189	LAWSON	25.279	28	193	BOTTO	1:47.241	1:47.483	0.242
29	140	LAWSON	33.897	193	BOTTO	48.075	62	KING	25.389	29	138	JARMIN	1:47.376	1:47.376	0.000
30	139	MARLEY	34.008	49	CHAYTOR	48.118	193	BOTTO	25.439	30	192	MOFFA	1:47.472	1:48.151	0.679
31	192	MOFFA	34.203	140	LAWSON	48.183	138	JARMIN	25.595	31	101	TRIPP	1:47.703	1:48.021	0.318
32	49	CHAYTOR	34.554	455	DONOVAN	48.335	192	MOFFA	25.639	32	49	CHAYTOR	1:47.724	1:48.027	0.303
33	29	KILLWORTH	34.593	919	BELLIS	48.348	919	BELLIS	25.958	33	919	BELLIS	1:47.773	1:47.899	0.126
34	260	PYMM	34.769	37	WOODS	49.278	260	PYMM	26.097	34	37	WOODS	1:50.482	1:50.707	0.225
35	101	TRIPP	34.811	29	KILLWORTH	49.743	37	WOODS	26.337	35	29	KILLWORTH	1:50.685	1:51.168	0.483
36	37	WOODS	34.867	260	PYMM	51.094	29	KILLWORTH	26.349	36	260	PYMM	1:51.960	1:39.916	-12.044
37	116	FAITH	35.768	116	FAITH	52.843	116	FAITH	27.077	37	116	FAITH	1:55.688	1:56.320	0.632
38	966	LEE	37.919	966	LEE	55.979	966	LEE	28.012	38	966	LEE	2:01.910	2:05.013	3.103
39	94	HOUGHTON	38.526	94	HOUGHTON	56.135	94	HOUGHTON	28.272	39	94	HOUGHTON	2:02.933	2:03.020	0.087

Weather / Track : Sunny / Dry

Brands Hatch GP

Circuit Length = 2.4332 miles

Start: 13:45 Flag 13:55 End: 13:57

Results can be found at www.tsl-timing.com

Printed - 13:57 Saturday, 17 July 2021

BMCRC - MRO Championships 2021 - Rnd 4 @ Brands Hatch GP

BMCRC Thunderbike Sport & Rookie Minitwins

RACE 5 - STATISTICS

Competitors Started 39
Planned Start 2021-07-17 @ 12:55:00.000
Actual Start 2021-07-17 @ 13:45:26.248
Finish Time 2021-07-17 @ 13:55:14.232
Track Length 2.4332mi.
Total Laps 223
Total Distance Covered 542.6235mi.

Session Fastest Lap History

NO	CL	NAME	LAP TIME	TIME OF DAY	LAP	VEHICLE
961		Jack SIM	1:42.114	13:47:08.375	1	Yamaha R6
961		Jack SIM	1:37.358	13:48:45.733	2	Yamaha R6
961		Jack SIM	1:36.788	13:50:22.520	3	Yamaha R6

Session Leader History

NO	CL	NAME	FROM LAP	LAPS LED	DISTANCE	VEHICLE
961		Jack SIM	1	6	14.59 miles	Yamaha R6

Flag History

TYPE	TIME OF DAY
GREEN	13:45:26.248
FINISH	13:55:14.232

Flag Statistics

TYPE	COUNT	TOTAL LAPS	TOTAL TIME
Green	1	6	11:36.178
Red	0	0	0.000
Safety Car	0	0	0.000
FCY	0	0	0.000

BMCRC - MRO Championships 2021 - Rnd 4 @ Brands Hatch GP

BMCRC Thunderbike Sport & Rookie Minitwins

RACE 5 - STATISTICS

CLASS :

14 Starters

Fastest Lap History

NO	NAME	LAP TIME	TIME OF DAY	LAP	VEHICLE
961	Jack SIM	1:42.114	13:47:08.375	1	Yamaha R6
961	Jack SIM	1:37.358	13:48:45.733	2	Yamaha R6
961	Jack SIM	1:36.788	13:50:22.520	3	Yamaha R6

Leader History

NO	NAME	FROM LAP	LAPS LED	DISTANCE	VEHICLE
961	Jack SIM	1	6	14.59 miles	Yamaha R6

BMCRC - MRO Championships 2021 - Rnd 4 @ Brands Hatch GP

BMCRC Thunderbike Sport & Rookie Minitwins

RACE 5 - STATISTICS

CLASS : R

8 Starters

Fastest Lap History

NO	NAME	LAP TIME	TIME OF DAY	LAP	VEHICLE
168	Aaron DALRYMPLE	1:51.897	13:47:18.169	1	Suzuki GSXR 600
168	Aaron DALRYMPLE	1:43.893	13:49:02.062	2	Suzuki GSXR 600
168	Aaron DALRYMPLE	1:42.840	13:50:44.901	3	Suzuki GSXR 600
32	Jack WILLIAMS	1:42.568	13:54:37.244	5	Honda CBR600
260	Greg PYMM	1:39.916	13:56:42.517	6	Kawasaki ER6

Leader History

NO	NAME	FROM LAP	LAPS LED	DISTANCE	VEHICLE
168	Aaron DALRYMPLE	1	6	14.59 miles	Suzuki GSXR 600

BMCRC - MRO Championships 2021 - Rnd 4 @ Brands Hatch GP

BMCRC Thunderbike Sport & Rookie Minitwins

RACE 5 - STATISTICS

CLASS : RMT

17 Starters

Fastest Lap History

NO	NAME	LAP TIME	TIME OF DAY	LAP	VEHICLE
63	Stephen PERFITT	1:49.841	13:47:16.108	1	Suzuki SV650
63	Stephen PERFITT	1:44.126	13:49:00.234	2	Suzuki SV650
166	Nicholas BAKER	1:43.489	13:49:00.715	2	Suzuki SV650
63	Stephen PERFITT	1:42.917	13:55:54.507	6	Suzuki SV650

Leader History

NO	NAME	FROM LAP	LAPS LED	DISTANCE	VEHICLE
63	Stephen PERFITT	1	6	14.59 miles	Suzuki SV650

BMCRC - MRO Championships 2021 - Rnd 4 @ Brands Hatch GP



BMCRC Thunderbike Sport & Rookie Minitwins

RACE 15 - GRID - AMENDED (6 Laps)

ROW 13	39	168	Aaron DALRYMPLE	2:05.013	38	966	Paul LEE	2:03.020	37	94	Rebecca HOUGHTON
ROW 12	36	116	Gareth FAITH	1:56.320	35	260	Greg PYMM	1:52.136	34	29	Hayden KILLWORTH
ROW 11	33	37	Ricky WOODS	1:50.707	32	192	Richard MOFFA	1:48.151	31	49	Oli CHAYTOR
ROW 10	30	101	Glen TRIPP	1:48.021	29	919	Andrew BELLIS	1:47.899	28	140	Luke LAWSON
ROW 9	27	193	Tony BOTTO	1:47.483	26	138	Craig JARMIN	1:47.376	25	455	Tyler DONOVAN
ROW 8	24	62	James KING	1:46.762	23	189	Mark LAWSON	1:46.739	22	139	Rob MARLEY
ROW 7	21	123	Adam FORSYTH	1:45.757	20	73	Esteban LECOQ	1:45.339	19	80	Stephen LANE
ROW 6	18	22	Matthew MAY	1:44.698	17	513	Pablo ROMERO	1:44.556	16	333	Mark STUBBERFIELD
ROW 5	15	50	Paul ROBSON	1:44.196	14	234	Andrew FLUX	1:43.816	13	52	Elliot FRICKER
ROW 4	12	166	Nicholas BAKER	1:42.981	11	63	Stephen PERFITT	1:42.917	10	228	Liam McCARTER
ROW 3	9	32	Jack WILLIAMS	1:42.568	8	25	Harrison DAY	1:41.546	7	84	Ricardo BRANCO
ROW 2	6	81	Malvern MAY	1:41.365	5	351	Sam DIGBY-BAKER	1:41.214	4	48	Shaun WALLIS
ROW 1	3	624	Matthew FEDRICK	1:37.473	2	54	Adam JAMISON	1:37.441	1	961	Jack SIM
Pole											

Brands Hatch GP

Circuit Length = 2.4332 miles

These results are provisional until the conclusion of any judicial and technical matters.

Clerk Of Course :	Stewards :	Timekeeper : Craig Smith
-------------------	------------	--------------------------

Results can be found at www.tsl-timing.com

Printed - 15:12 Saturday, 17 July 2021



BMCRC - MRO Championships 2021 - Rnd 4 @ Brands Hatch GP



BMCRC Thunderbike Sport & Rookie Minitwins

RACE 15 - CLASSIFICATION

POS	NO	CL	PIC NAME	ENTRY	LAPS	TIME	GAP	DIFF	MPH	BEST	ON
1	961		1 Jack SIM	Yamaha R6 - Platform Lift Engineers Ltd	5	8:12.084			89.00	1:37.207	5
2	624		2 Matthew FEDRICK	Yamaha R6 - Matthew Fedrick farriers ltd/ Palmer R	5	8:15.678	3.594	3.594	88.36	1:37.913	3
3	52		3 Elliot FRICKER	Honda CBR600 - Petwise.org, S&S, Ride in Bike Tj	5	8:18.501	6.417	2.823	87.86	1:37.430	5
4	54		4 Adam JAMISON	Yamaha R6 - Team AJR	5	8:18.584	6.500	0.083	87.84	1:38.681	4
5	48		5 Shaun WALLIS	Yamaha R6 - MBC Despatch Racing	5	8:26.427	14.343	7.843	86.48	1:39.776	3
6	84		6 Ricardo BRANCO	Yamaha R6 - IMP Racing	5	8:34.470	22.386	8.043	85.13	1:41.544	5
7	351		7 Sam DIGBY-BAKER	Yamaha R6 -	5	8:35.018	22.934	0.548	85.04	1:41.413	3
8	25		8 Harrison DAY	Honda CBR 600 -	5	8:35.610	23.526	0.592	84.94	1:41.224	2
9	81		9 Malvern MAY	Honda CBR600RR -	5	8:35.939	23.855	0.329	84.89	1:41.253	3
10	228		10 Liam McCARTER	Suzuki GSXR 750 -	5	8:36.379	24.295	0.440	84.81	1:41.707	5
11	22		11 Matthew MAY	Honda CBR600F3 - Late Breakers	5	8:43.645	31.561	7.266	83.64	1:43.290	4
12	166	RMT	1 Nicholas BAKER	Suzuki SV650 - K66	5	8:44.566	32.482	0.921	83.49	1:42.953	5
13	63	RMT	2 Stephen PERFITT	Suzuki SV650 - PKP Services Ltd	5	8:44.693	32.609	0.127	83.47	1:43.188	5
14	234	RMT	3 Andrew FLUX	Suzuki SV650 - Mach 1 Automotive LTD	5	8:49.506	37.422	4.813	82.71	1:44.450	2
15	32	R	1 Jack WILLIAMS	Honda CBR600 -	5	8:54.245	42.161	4.739	81.98	1:44.505	3
16	123	RMT	4 Adam FORSYTH	Suzuki SV650 - Rock Oil	5	9:00.583	48.499	6.338	81.02	1:45.332	5
17	333	R	2 Mark STUBBERFIELD	Yamaha R6 - Polished concrete London	5	9:02.298	50.214	1.715	80.76	1:46.112	3
18	513	R	3 Pablo ROMERO	Suzuki GSXR600 - The Sausage Racing Team	5	9:02.485	50.401	0.187	80.73	1:45.701	4
19	73	RMT	5 Esteban LECOQ	Suzuki SV650 SK5 -	5	9:02.590	50.506	0.105	80.72	1:46.357	3
20	50		12 Paul ROBSON	Kawasaki ZX6R - RBProperty services & Environmen	5	9:02.922	50.838	0.332	80.67	1:46.242	4
21	49	R	4 Oli CHAYTOR	Yamaha R6 - PearTree Racing	4	7:22.063	1 Lap	1 Lap	79.26	1:47.921	2
22	37		13 Ricky WOODS	Suzuki GSXR 600 - KTS Vehicle Repairs	4	7:23.338	1 Lap	1.275	79.03	1:48.027	2
23	140	RMT	6 Luke LAWSON	Suzuki SV650 - Lpl plastering and maintenance	4	7:24.352	1 Lap	1.014	78.85	1:47.105	3
24	62	RMT	7 James KING	Suzuki SV650 - King and Drury construction	4	7:24.590	1 Lap	0.238	78.81	1:48.325	3
25	193	RMT	8 Tony BOTTO	Suzuki SV 650 - TB Motorcycles	4	7:29.503	1 Lap	4.913	77.95	1:49.945	3
26	192	RMT	9 Richard MOFFA	Suzuki SV650 -	4	7:30.602	1 Lap	1.099	77.76	1:47.814	3
27	101		14 Glen TRIPP	Honda CBR 600FW - yaki too racing	4	7:34.221	1 Lap	3.619	77.14	1:50.174	2
28	260	R	5 Greg PYMM	Kawasaki ER6 -	4	7:51.228	1 Lap	17.007	74.35	1:54.057	4
29	116	RMT	10 Gareth FAITH	Suzuki SV650 - Sitramoto	4	7:55.295	1 Lap	4.067	73.72	1:56.128	2
30	138	RMT	11 Craig JARMIN	Suzuki SV650 - BK Racing	4	7:55.670	1 Lap	0.375	73.66	1:56.381	2
31	94	RMT	12 Rebecca HOUGHTON	Suzuki SV650 -	4	8:33.769	1 Lap	38.099	68.20	2:04.040	4

NOT CLASSIFIED

DNF	919	RMT	Andrew BELLIS	Suzuki SV 650 - Cunco Ltd	4	7:23.865	1 Lap		78.94	1:47.824	3
DNF	189	RMT	Mark LAWSON	Suzuki SV 650 - Crawfords metal detectors	4	7:23.971	1 Lap	0.106	78.92	1:48.632	3
DNF	455	RMT	Tyler DONOVAN	Suzuki SV 650 -	2	3:46.948	3 Laps	2 Laps	77.19	1:47.719	2
DNF	29	RMT	Hayden KILLWORTH	Suzuki SV650 - BK Racing	1	2:06.335	4 Laps	1 Lap	69.33	2:06.335	1
DNF	80	R	Stephen LANE	Kawasaki ZX6R -	0						
DNF	168	R	Aaron DALRYMPLE	Suzuki GSXR 600 -	0						

FASTEST LAP

961	Jack SIM	Yamaha R6 - Platform Lift Engineers Ltd	5	1:37.207	90.11 mph	145.02 kph
166	Nicholas BAKER	Suzuki SV650 - K66	5	1:42.953	85.08 mph	136.93 kph
32	Jack WILLIAMS	Honda CBR600 -	3	1:44.505	83.82 mph	134.89 kph

Race stopped

Class - 92.5% of Race Speed = 82.32 mph

Class RMT - 92.5% of Race Speed = 77.22 mph

Class R - 92.5% of Race Speed = 75.83 mph

Brands Hatch GP: 2.4332 miles

Race Distance: 5 Laps / 12.16 miles

Start: 17:17 Flag 17:25 End: 17:27

Weather / Track : Sunny / Dry

These results are provisional until the conclusion of any judicial and technical matters.

Clerk Of Course :	Stewards :	Timekeeper : Craig Smith
-------------------	------------	--------------------------

Results can be found at www.tsl-timing.com

Printed - 17:33 Saturday, 17 July 2021



BMCRC - MRO Championships 2021 - Rnd 4 @ Brands Hatch GP

BMCRC Thunderbike Sport & Rookie Minitwins

RACE 15 - LAP CHART

LAP 1 @ 17:18:55.870		
NO	BEHIND	LAP TIME

961		1:42.336
624	0.666	1:43.002
54	1.094	1:43.430
48	2.568	1:44.904
52	4.304	1:46.640
84	4.620	1:46.956
228	5.650	1:47.986
25	5.952	1:48.288
351	6.208	1:48.544
81	6.485	1:48.821
22	6.970	1:49.306
63	7.567	1:49.903
166	8.295	1:50.631
234	8.550	1:50.886
50	10.415	1:52.751
333	10.449	1:52.785
73	11.051	1:53.387
32	11.491	1:53.827
123	11.567	1:53.903
513	13.736	1:56.072
189	14.485	1:56.821
37	15.022	1:57.358
49	15.225	1:57.561
62	15.459	1:57.795
193	16.354	1:58.690
455	16.893	1:59.229
919	16.978	1:59.314
140	17.458	1:59.794
101	18.414	2:00.750
192	19.080	2:01.416
138	22.752	2:05.088
260	22.879	2:05.215
116	23.663	2:05.999
29	23.999	2:06.335
94	33.222	2:15.558

LAP 2 @ 17:20:33.583		
NO	BEHIND	LAP TIME

961		1:37.713
624	1.186	1:38.233
54	2.353	1:38.972
48	5.153	1:40.298
52	5.467	1:38.876
84	8.764	1:41.857
25	9.463	1:41.224
228	9.835	1:41.898
351	10.240	1:41.745
81	10.671	1:41.899
22	12.774	1:43.517
63	13.396	1:43.542
166	14.061	1:43.479
234	15.287	1:44.450
32	19.619	1:45.841
73	21.685	1:48.347
123	21.759	1:47.905
333	22.054	1:49.318
50	22.140	1:49.438
513	24.008	1:47.985
37	25.336	1:48.027
49	25.433	1:47.921
189	25.895	1:49.123
62	26.532	1:48.786

455	26.899	1:47.719
919	28.021	1:48.756
193	28.765	1:50.124
140	28.844	1:49.099
101	30.875	1:50.174
192	31.520	1:50.153
260	39.284	1:54.118
138	41.420	1:56.381
116	42.078	1:56.128
94	1:03.294	2:07.785

LAP 3 @ 17:22:11.137		
NO	BEHIND	LAP TIME

961		1:37.554
624	1.545	1:37.913
54	3.618	1:38.819
52	5.937	1:38.024
48	7.375	1:39.776
84	13.339	1:42.129
25	13.704	1:41.795
351	14.099	1:41.413
81	14.370	1:41.253
228	14.684	1:42.403
22	18.564	1:43.344
63	19.952	1:44.110
166	20.176	1:43.669
234	22.656	1:44.923
32	26.570	1:44.505
123	30.323	1:46.118
73	30.488	1:46.357
333	30.612	1:46.112
50	31.742	1:47.156
513	32.247	1:45.793
49	35.959	1:48.080
37	36.839	1:49.057
189	36.973	1:48.632
62	37.303	1:48.325
919	38.291	1:47.824
140	38.395	1:47.105
193	41.156	1:49.945
192	41.780	1:47.814
101	45.227	1:51.906
260	59.568	1:57.838
138	1:01.160	1:57.294
116	1:01.539	1:57.015
94	1:32.126	2:06.386

LAP 4 @ 17:23:48.411		
NO	BEHIND	LAP TIME

961		1:37.274
624	2.425	1:38.154
54	5.025	1:38.681
52	6.194	1:37.531
48	10.543	1:40.442
84	18.049	1:41.984
351	18.488	1:41.663
25	18.968	1:42.538
81	19.059	1:41.963
228	19.795	1:42.385
22	24.580	1:43.290
63	26.628	1:43.950
166	26.736	1:43.834
234	30.109	1:44.727
32	34.501	1:45.205

333	40.291	1:46.953
123	40.374	1:47.325
73	40.473	1:47.259
513	40.674	1:45.701
50	40.710	1:46.242
49	47.186	1:48.501
37	48.461	1:48.896
919	48.988	1:47.971
189	49.094	1:49.395
140	49.475	1:48.354
62	49.713	1:49.684
193	54.626	1:50.744
192	55.725	1:51.219
101	59.344	1:51.391
260	1:16.351	1:54.057
116	1:20.418	1:56.153
138	1:20.793	1:56.907

LAP 5 @ 17:25:25.618		
NO	BEHIND	LAP TIME

961		1:37.207
624	3.594	1:38.376
52	6.417	1:37.430
54	6.500	1:38.682
48	14.343	1:41.007
94	1 Lap	2:04.040
84	22.386	1:41.544
351	22.934	1:41.653
25	23.526	1:41.765
81	23.855	1:42.003
228	24.295	1:41.707
22	31.561	1:44.188
166	32.482	1:42.953
63	32.609	1:43.188
234	37.422	1:44.520
32	42.161	1:44.867
123	48.499	1:45.332
333	50.214	1:47.130
513	50.401	1:46.934
73	50.506	1:47.240
50	50.838	1:47.335

Weather / Track : Sunny / Dry

Brands Hatch GP
Circuit Length = 2.4332 miles
Start: 17:17 Flag 17:25 End: 17:27

BMCRC - MRO Championships 2021 - Rnd 4 @ Brands Hatch GP

BMCRC Thunderbike Sport & Rookie Minitwins

RACE 15 - SECTOR ANALYSIS



SECTOR 1 = FL to I1, SECTOR 2 = I1 to I2, SECTOR 3 = I2 to FL, DIFF = Difference To Personal Best Lap, P = Crossed Finish Line in Pit Lane, D = Time Disallowed

P1 961		Jack SIM		Yamaha R6 - Platform Lift Engineers Ltd			
IDEAL LAP TIME : 1:36.999		BEST LAP TIME : 1:37.207		DIFFERENCE : 0.208			
LAP	SECTOR 1	SECTOR 2	SECTOR 3	LAP TIME	MPH	DIFF	TIME OF DAY
1 -		43.641	23.269	1:42.336	85.59	5.129	17:18:55.870
2 -	30.632	43.439	23.642	1:37.713	89.64	0.506	17:20:33.583
3 -	30.789	43.463	23.302	1:37.554 (3)	89.79	0.347	17:22:11.137
4 -	30.800	43.334	23.140	1:37.274 (2)	90.05	0.067	17:23:48.411
5 -	30.787	43.387	23.033	1:37.207 (1)	90.11		17:25:25.618

P2 624		Matthew FEDRICK		Yamaha R6 - Matthew Fedrick farriers ltd/ Palmer Race Skool			
IDEAL LAP TIME : 1:37.559		BEST LAP TIME : 1:37.913		DIFFERENCE : 0.354			
LAP	SECTOR 1	SECTOR 2	SECTOR 3	LAP TIME	MPH	DIFF	TIME OF DAY
1 -		43.490	23.306	1:43.002	85.04	5.089	17:18:56.536
2 -	31.023	43.689	23.521	1:38.233 (3)	89.17	0.320	17:20:34.769
3 -	30.940	43.844	23.129	1:37.913 (1)	89.46		17:22:12.682
4 -	31.036	43.969	23.149	1:38.154 (2)	89.24	0.241	17:23:50.836
5 -	31.215	43.840	23.321	1:38.376	89.04	0.463	17:25:29.212

P3 52		Elliot FRICKER		Honda CBR600 - Petwise.org, S&S, Ride in Bike Tyres			
IDEAL LAP TIME : 1:37.089		BEST LAP TIME : 1:37.430		DIFFERENCE : 0.341			
LAP	SECTOR 1	SECTOR 2	SECTOR 3	LAP TIME	MPH	DIFF	TIME OF DAY
1 -		44.245	23.586	1:46.640	82.14	9.210	17:19:00.174
2 -	31.010	43.855	24.011	1:38.876	88.59	1.446	17:20:39.050
3 -	30.731	43.903	23.390	1:38.024 (3)	89.36	0.594	17:22:17.074
4 -	30.719	43.623	23.189	1:37.531 (2)	89.81	0.101	17:23:54.605
5 -	30.428	43.472	23.530	1:37.430 (1)	89.90		17:25:32.035

P4 54		Adam JAMISON		Yamaha R6 - Team AJR			
IDEAL LAP TIME : 1:38.375		BEST LAP TIME : 1:38.681		DIFFERENCE : 0.306			
LAP	SECTOR 1	SECTOR 2	SECTOR 3	LAP TIME	MPH	DIFF	TIME OF DAY
1 -		44.163	23.339	1:43.430	84.69	4.749	17:18:56.964
2 -	31.459	43.899	23.614	1:38.972	88.50	0.291	17:20:35.936
3 -	31.203	44.036	23.580	1:38.819 (3)	88.64	0.138	17:22:14.755
4 -	31.272	44.007	23.402	1:38.681 (1)	88.76		17:23:53.436
5 -	31.140	43.896	23.646	1:38.682 (2)	88.76	0.001	17:25:32.118

P5 48		Shaun WALLIS		Yamaha R6 - MBC Despatch Racing			
IDEAL LAP TIME : 1:39.450		BEST LAP TIME : 1:39.776		DIFFERENCE : 0.326			
LAP	SECTOR 1	SECTOR 2	SECTOR 3	LAP TIME	MPH	DIFF	TIME OF DAY
1 -		44.356	23.585	1:44.904	83.50	5.128	17:18:58.438
2 -	31.509	44.891	23.898	1:40.298 (2)	87.33	0.522	17:20:38.736
3 -	31.737	44.359	23.680	1:39.776 (1)	87.79		17:22:18.512
4 -	31.589	45.012	23.841	1:40.442 (3)	87.21	0.666	17:23:58.954
5 -	31.954	45.367	23.686	1:41.007	86.72	1.231	17:25:39.961

P6 84		Ricardo BRANCO		Yamaha R6 - IMP Racing			
IDEAL LAP TIME : 1:41.445		BEST LAP TIME : 1:41.544		DIFFERENCE : 0.099			
LAP	SECTOR 1	SECTOR 2	SECTOR 3	LAP TIME	MPH	DIFF	TIME OF DAY
1 -		45.422	23.895	1:46.956	81.90	5.412	17:19:00.490
2 -	32.284	45.610	23.963	1:41.857 (2)	86.00	0.313	17:20:42.347
3 -	32.387	45.714	24.028	1:42.129	85.77	0.585	17:22:24.476
4 -	32.621	45.564	23.799	1:41.984 (3)	85.89	0.440	17:24:06.460
5 -	32.252	45.394	23.898	1:41.544 (1)	86.26		17:25:48.004

Weather / Track : Sunny / Dry

Brands Hatch GP

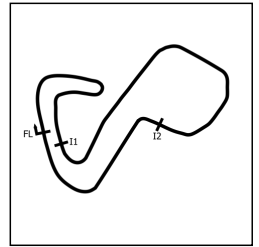
Circuit Length = 2.4332 miles

Start: 17:17 Flag 17:25 End: 17:27

BMCRC - MRO Championships 2021 - Rnd 4 @ Brands Hatch GP

BMCRC Thunderbike Sport & Rookie Minitwins

RACE 15 - SECTOR ANALYSIS



SECTOR 1 = FL to I1, SECTOR 2 = I1 to I2, SECTOR 3 = I2 to FL, DIFF = Difference To Personal Best Lap, P = Crossed Finish Line in Pit Lane, D = Time Disallowed

P7 351		Sam DIGBY-BAKER		Yamaha R6 -			
IDEAL LAP TIME : 1:40.944		BEST LAP TIME : 1:41.413		DIFFERENCE : 0.469			
LAP	SECTOR 1	SECTOR 2	SECTOR 3	LAP TIME	MPH	DIFF	TIME OF DAY
1 -		45.461	24.538	1:48.544	80.70	7.131	17:19:02.078
2 -	32.451	45.008	24.286	1:41.745	86.09	0.332	17:20:43.823
3 -	31.961	45.194	24.258	1:41.413 (1)	86.37		17:22:25.236
4 -	32.464	45.224	23.975	1:41.663 (3)	86.16	0.250	17:24:06.899
5 -	32.462	45.126	24.065	1:41.653 (2)	86.17	0.240	17:25:48.552

P8 25		Harrison DAY		Honda CBR 600 -			
IDEAL LAP TIME : 1:40.791		BEST LAP TIME : 1:41.224		DIFFERENCE : 0.433			
LAP	SECTOR 1	SECTOR 2	SECTOR 3	LAP TIME	MPH	DIFF	TIME OF DAY
1 -		45.875	23.809	1:48.288	80.89	7.064	17:19:01.822
2 -	31.732	45.250	24.242	1:41.224 (1)	86.53		17:20:43.046
3 -	32.038	45.587	24.170	1:41.795 (3)	86.05	0.571	17:22:24.841
4 -	32.961	45.685	23.892	1:42.538	85.43	1.314	17:24:07.379
5 -	32.087	45.549	24.129	1:41.765 (2)	86.07	0.541	17:25:49.144

P9 81		Malvern MAY		Honda CBR600RR -			
IDEAL LAP TIME : 1:40.984		BEST LAP TIME : 1:41.253		DIFFERENCE : 0.269			
LAP	SECTOR 1	SECTOR 2	SECTOR 3	LAP TIME	MPH	DIFF	TIME OF DAY
1 -		45.705	24.054	1:48.821	80.49	7.568	17:19:02.355
2 -	32.406	45.234	24.259	1:41.899 (2)	85.96	0.646	17:20:44.254
3 -	32.094	45.108	24.051	1:41.253 (1)	86.51		17:22:25.507
4 -	32.531	45.650	23.782	1:41.963 (3)	85.91	0.710	17:24:07.470
5 -	32.362	45.480	24.161	1:42.003	85.87	0.750	17:25:49.473

P10 228		Liam McCARTER		Suzuki GSXR 750 -			
IDEAL LAP TIME : 1:41.441		BEST LAP TIME : 1:41.707		DIFFERENCE : 0.266			
LAP	SECTOR 1	SECTOR 2	SECTOR 3	LAP TIME	MPH	DIFF	TIME OF DAY
1 -		45.743	24.118	1:47.986	81.11	6.279	17:19:01.520
2 -	32.556	45.053	24.289	1:41.898 (2)	85.96	0.191	17:20:43.418
3 -	32.733	45.756	23.914	1:42.403	85.54	0.696	17:22:25.821
4 -	32.723	45.666	23.996	1:42.385 (3)	85.55	0.678	17:24:08.206
5 -	32.726	45.149	23.832	1:41.707 (1)	86.12		17:25:49.913

P11 22		Matthew MAY		Honda CBR600F3 - Late Breakers			
IDEAL LAP TIME : 1:42.620		BEST LAP TIME : 1:43.290		DIFFERENCE : 0.670			
LAP	SECTOR 1	SECTOR 2	SECTOR 3	LAP TIME	MPH	DIFF	TIME OF DAY
1 -		45.644	24.186	1:49.306	80.14	6.016	17:19:02.840
2 -	32.908	45.851	24.758	1:43.517 (3)	84.62	0.227	17:20:46.357
3 -	33.015	45.731	24.598	1:43.344 (2)	84.76	0.054	17:22:29.701
4 -	32.790	46.104	24.396	1:43.290 (1)	84.80		17:24:12.991
5 -	32.883	46.799	24.506	1:44.188	84.07	0.898	17:25:57.179

P12 166 RMT		Nicholas BAKER		Suzuki SV650 - K66			
IDEAL LAP TIME : 1:42.868		BEST LAP TIME : 1:42.953		DIFFERENCE : 0.085			
LAP	SECTOR 1	SECTOR 2	SECTOR 3	LAP TIME	MPH	DIFF	TIME OF DAY
1 -		46.125	24.631	1:50.631	79.18	7.678	17:19:04.165
2 -	32.621	46.257	24.601	1:43.479 (2)	84.65	0.526	17:20:47.644
3 -	32.423	46.612	24.634	1:43.669 (3)	84.49	0.716	17:22:31.313
4 -	32.572	46.528	24.734	1:43.834	84.36	0.881	17:24:15.147
5 -	32.142	46.159	24.652	1:42.953 (1)	85.08		17:25:58.100

Weather / Track : Sunny / Dry

Brands Hatch GP
Circuit Length = 2.4332 miles
Start: 17:17 Flag 17:25 End: 17:27

BMCRC - MRO Championships 2021 - Rnd 4 @ Brands Hatch GP

BMCRC Thunderbike Sport & Rookie Minitwins

RACE 15 - SECTOR ANALYSIS



SECTOR 1 = FL to I1, SECTOR 2 = I1 to I2, SECTOR 3 = I2 to FL, DIFF = Difference To Personal Best Lap, P = Crossed Finish Line in Pit Lane, D = Time Disallowed

P13 63 RMT Stephen PERFITT		Suzuki SV650 - PKP Services Ltd					
IDEAL LAP TIME : 1:42.831		BEST LAP TIME : 1:43.188		DIFFERENCE : 0.357			
LAP	SECTOR 1	SECTOR 2	SECTOR 3	LAP TIME	MPH	DIFF	TIME OF DAY
1 -		46.209	24.380	1:49.903	79.70	6.715	17:19:03.437
2 -	32.495	46.156	24.891	1:43.542 (2)	84.60	0.354	17:20:46.979
3 -	32.812	46.618	24.680	1:44.110	84.14	0.922	17:22:31.089
4 -	32.506	46.563	24.881	1:43.950 (3)	84.26	0.762	17:24:15.039
5 -	32.706	45.956	24.526	1:43.188 (1)	84.89		17:25:58.227

P14 234 RMT Andrew FLUX		Suzuki SV650 - Mach 1 Automotive LTD					
IDEAL LAP TIME : 1:43.838		BEST LAP TIME : 1:44.450		DIFFERENCE : 0.612			
LAP	SECTOR 1	SECTOR 2	SECTOR 3	LAP TIME	MPH	DIFF	TIME OF DAY
1 -		46.912	24.403	1:50.886	78.99	6.436	17:19:04.420
2 -	32.903	46.532	25.015	1:44.450 (1)	83.86		17:20:48.870
3 -	33.028	46.979	24.916	1:44.923	83.48	0.473	17:22:33.793
4 -	32.975	46.960	24.792	1:44.727 (3)	83.64	0.277	17:24:18.520
5 -	32.946	46.714	24.860	1:44.520 (2)	83.81	0.070	17:26:03.040

P15 32 R Jack WILLIAMS		Honda CBR600 -					
IDEAL LAP TIME : 1:44.462		BEST LAP TIME : 1:44.505		DIFFERENCE : 0.043			
LAP	SECTOR 1	SECTOR 2	SECTOR 3	LAP TIME	MPH	DIFF	TIME OF DAY
1 -		47.492	24.482	1:53.827	76.95	9.322	17:19:07.361
2 -	33.498	47.520	24.823	1:45.841	82.76	1.336	17:20:53.202
3 -	33.263	46.725	24.517	1:44.505 (1)	83.82		17:22:37.707
4 -	33.495	47.115	24.595	1:45.205 (3)	83.26	0.700	17:24:22.912
5 -	33.490	46.903	24.474	1:44.867 (2)	83.53	0.362	17:26:07.779

P16 123 RMT Adam FORSYTH		Suzuki SV650 - Rock Oil					
IDEAL LAP TIME : 1:45.312		BEST LAP TIME : 1:45.332		DIFFERENCE : 0.020			
LAP	SECTOR 1	SECTOR 2	SECTOR 3	LAP TIME	MPH	DIFF	TIME OF DAY
1 -		48.096	25.152	1:53.903	76.90	8.571	17:19:07.437
2 -	32.967	48.262	26.676	1:47.905	81.18	2.573	17:20:55.342
3 -	33.103	47.707	25.308	1:46.118 (2)	82.54	0.786	17:22:41.460
4 -	33.202	48.269	25.854	1:47.325 (3)	81.61	1.993	17:24:28.785
5 -	32.789	47.371	25.172	1:45.332 (1)	83.16		17:26:14.117

P17 333 R Mark STUBBERFIELD		Yamaha R6 - Polished concrete London					
IDEAL LAP TIME : 1:44.972		BEST LAP TIME : 1:46.112		DIFFERENCE : 1.140			
LAP	SECTOR 1	SECTOR 2	SECTOR 3	LAP TIME	MPH	DIFF	TIME OF DAY
1 -		47.116	24.480	1:52.785	77.66	6.673	17:19:06.319
2 -	33.376	51.076	24.866	1:49.318	80.13	3.206	17:20:55.637
3 -	33.869	47.515	24.728	1:46.112 (1)	82.55		17:22:41.749
4 -	33.508	47.522	25.923	1:46.953 (2)	81.90	0.841	17:24:28.702
5 -	33.456	48.299	25.375	1:47.130 (3)	81.76	1.018	17:26:15.832

P18 513 R Pablo ROMERO		Suzuki GSXR600 - The Sausage Racing Team					
IDEAL LAP TIME : 1:45.624		BEST LAP TIME : 1:45.701		DIFFERENCE : 0.077			
LAP	SECTOR 1	SECTOR 2	SECTOR 3	LAP TIME	MPH	DIFF	TIME OF DAY
1 -		48.139	25.291	1:56.072	75.46	10.371	17:19:09.606
2 -	34.430	48.367	25.188	1:47.985	81.12	2.284	17:20:57.591
3 -	33.547	47.721	24.525	1:45.793 (2)	82.80	0.092	17:22:43.384
4 -	33.415	47.798	24.488	1:45.701 (1)	82.87		17:24:29.085
5 -	33.598	48.160	25.176	1:46.934 (3)	81.91	1.233	17:26:16.019

Weather / Track : Sunny / Dry

Brands Hatch GP
Circuit Length = 2.4332 miles
Start: 17:17 Flag 17:25 End: 17:27

BMCRC - MRO Championships 2021 - Rnd 4 @ Brands Hatch GP

BMCRC Thunderbike Sport & Rookie Minitwins

RACE 15 - SECTOR ANALYSIS



SECTOR 1 = FL to I1, SECTOR 2 = I1 to I2, SECTOR 3 = I2 to FL, DIFF = Difference To Personal Best Lap, P = Crossed Finish Line in Pit Lane, D = Time Disallowed

P19 73 RMT		Esteban LECOQ		Suzuki SV650 SK5 -			
IDEAL LAP TIME : 1:45.517		BEST LAP TIME : 1:46.357		DIFFERENCE : 0.840			
LAP	SECTOR 1	SECTOR 2	SECTOR 3	LAP TIME	MPH	DIFF	TIME OF DAY
1 -		47.685	24.856	1:53.387	77.25	7.030	17:19:06.921
2 -	33.346	48.972	26.029	1:48.347	80.84	1.990	17:20:55.268
3 -	33.344	47.706	25.307	1:46.357 (1)	82.36		17:22:41.625
4 -	33.969	47.317	25.973	1:47.259 (3)	81.66	0.902	17:24:28.884
5 -	33.444	48.326	25.470	1:47.240 (2)	81.68	0.883	17:26:16.124

P20 50		Paul ROBSON		Kawaski ZX6R - RBProperty services & Environment Lighting			
IDEAL LAP TIME : 1:45.944		BEST LAP TIME : 1:46.242		DIFFERENCE : 0.298			
LAP	SECTOR 1	SECTOR 2	SECTOR 3	LAP TIME	MPH	DIFF	TIME OF DAY
1 -		47.305	25.247	1:52.751	77.69	6.509	17:19:06.285
2 -	33.810	49.075	26.553	1:49.438	80.04	3.196	17:20:55.723
3 -	34.089	47.776	25.291	1:47.156 (2)	81.74	0.914	17:22:42.879
4 -	33.602	47.095	25.545	1:46.242 (1)	82.45		17:24:29.121
5 -	34.246	47.830	25.259	1:47.335 (3)	81.61	1.093	17:26:16.456

P21 49 R		Oli CHAYTOR		Yamaha R6 - PearTree Racing			
IDEAL LAP TIME : 1:47.366		BEST LAP TIME : 1:47.921		DIFFERENCE : 0.555			
LAP	SECTOR 1	SECTOR 2	SECTOR 3	LAP TIME	MPH	DIFF	TIME OF DAY
1 -		48.451	25.193	1:57.561	74.51	9.640	17:19:11.095
2 -	34.699	48.343	24.879	1:47.921 (1)	81.16		17:20:59.016
3 -	35.084	47.837	25.159	1:48.080 (2)	81.04	0.159	17:22:47.096
4 -	34.843	48.197	25.461	1:48.501 (3)	80.73	0.580	17:24:35.597

P22 37		Ricky WOODS		Suzuki GSXR 600 - KTS Vehicle Repairs			
IDEAL LAP TIME : 1:47.680		BEST LAP TIME : 1:48.027		DIFFERENCE : 0.347			
LAP	SECTOR 1	SECTOR 2	SECTOR 3	LAP TIME	MPH	DIFF	TIME OF DAY
1 -		48.834	25.568	1:57.358	74.64	9.331	17:19:10.892
2 -	33.878	48.563	25.586	1:48.027 (1)	81.08		17:20:58.919
3 -	34.512	49.060	25.485	1:49.057 (3)	80.32	1.030	17:22:47.976
4 -	35.001	48.580	25.315	1:48.896 (2)	80.44	0.869	17:24:36.872

P23 140 RMT		Luke LAWSON		Suzuki SV650 - Lpl plastering and maintenance			
IDEAL LAP TIME : 1:46.972		BEST LAP TIME : 1:47.105		DIFFERENCE : 0.133			
LAP	SECTOR 1	SECTOR 2	SECTOR 3	LAP TIME	MPH	DIFF	TIME OF DAY
1 -		50.065	26.310	1:59.794	73.12	12.689	17:19:13.328
2 -	34.171	49.051	25.877	1:49.099 (3)	80.29	1.994	17:21:02.427
3 -	33.791	47.939	25.375	1:47.105 (1)	81.78		17:22:49.532
4 -	33.895	49.216	25.243	1:48.354 (2)	80.84	1.249	17:24:37.886

P24 62 RMT		James KING		Suzuki SV650 - King and Drury construction			
IDEAL LAP TIME : 1:47.843		BEST LAP TIME : 1:48.325		DIFFERENCE : 0.482			
LAP	SECTOR 1	SECTOR 2	SECTOR 3	LAP TIME	MPH	DIFF	TIME OF DAY
1 -		49.172	26.429	1:57.795	74.36	9.470	17:19:11.329
2 -	34.151	49.012	25.623	1:48.786 (2)	80.52	0.461	17:21:00.115
3 -	34.633	48.477	25.215	1:48.325 (1)	80.86		17:22:48.440
4 -	34.383	49.647	25.654	1:49.684 (3)	79.86	1.359	17:24:38.124

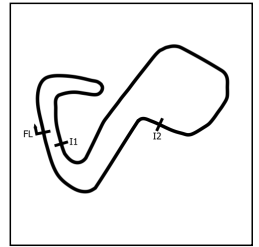
Weather / Track : Sunny / Dry

Brands Hatch GP
Circuit Length = 2.4332 miles
Start: 17:17 Flag 17:25 End: 17:27

BMCRC - MRO Championships 2021 - Rnd 4 @ Brands Hatch GP

BMCRC Thunderbike Sport & Rookie Minitwins

RACE 15 - SECTOR ANALYSIS



SECTOR 1 = FL to I1, SECTOR 2 = I1 to I2, SECTOR 3 = I2 to FL, DIFF = Difference To Personal Best Lap, P = Crossed Finish Line in Pit Lane, D = Time Disallowed

P25 193 RMT		Tony BOTTO		Suzuki SV 650 - TB Motorcycles			
IDEAL LAP TIME : 1:49.163		BEST LAP TIME : 1:49.945		DIFFERENCE : 0.782			
LAP	SECTOR 1	SECTOR 2	SECTOR 3	LAP TIME	MPH	DIFF	TIME OF DAY
1 -		49.652	25.949	1:58.690	73.80	8.745	17:19:12.224
2 -	34.810	49.270	26.044	1:50.124 (2)	79.54	0.179	17:21:02.348
3 -	35.109	48.847	25.989	1:49.945 (1)	79.67		17:22:52.293
4 -	34.973	49.966	25.805	1:50.744 (3)	79.09	0.799	17:24:43.037

P26 192 RMT		Richard MOFFA		Suzuki SV650 -			
IDEAL LAP TIME : 1:47.814		BEST LAP TIME : 1:47.814		DIFFERENCE : 0.000			
LAP	SECTOR 1	SECTOR 2	SECTOR 3	LAP TIME	MPH	DIFF	TIME OF DAY
1 -		49.508	26.484	2:01.416	72.14	13.602	17:19:14.950
2 -	34.960	48.771	26.422	1:50.153 (2)	79.52	2.339	17:21:05.103
3 -	34.028	48.197	25.589	1:47.814 (1)	81.24		17:22:52.917
4 -	34.334	50.806	26.079	1:51.219 (3)	78.76	3.405	17:24:44.136

P27 101		Glen TRIPP		Honda CBR 600FW - yaki too racing			
IDEAL LAP TIME : 1:50.174		BEST LAP TIME : 1:50.174		DIFFERENCE : 0.000			
LAP	SECTOR 1	SECTOR 2	SECTOR 3	LAP TIME	MPH	DIFF	TIME OF DAY
1 -		49.348	26.168	2:00.750	72.54	10.576	17:19:14.284
2 -	35.202	49.065	25.907	1:50.174 (1)	79.50		17:21:04.458
3 -	35.792	49.972	26.142	1:51.906 (3)	78.27	1.732	17:22:56.364
4 -	35.559	49.819	26.013	1:51.391 (2)	78.64	1.217	17:24:47.755

P28 260 R		Greg PYMM		Kawasaki ER6 -			
IDEAL LAP TIME : 1:52.837		BEST LAP TIME : 1:54.057		DIFFERENCE : 1.220			
LAP	SECTOR 1	SECTOR 2	SECTOR 3	LAP TIME	MPH	DIFF	TIME OF DAY
1 -		52.261	27.245	2:05.215	69.95	11.158	17:19:18.749
2 -	35.840	51.566	26.712	1:54.118 (2)	76.76	0.061	17:21:12.867
3 -	34.741	56.567	26.530	1:57.838 (3)	74.33	3.781	17:23:10.705
4 -	35.157	52.129	26.771	1:54.057 (1)	76.80		17:25:04.762

P29 116 RMT		Gareth FAITH		Suzuki SV650 - Sitramoto			
IDEAL LAP TIME : 1:55.447		BEST LAP TIME : 1:56.128		DIFFERENCE : 0.681			
LAP	SECTOR 1	SECTOR 2	SECTOR 3	LAP TIME	MPH	DIFF	TIME OF DAY
1 -		52.438	27.129	2:05.999	69.52	9.871	17:19:19.533
2 -	36.958	52.181	26.989	1:56.128 (1)	75.43		17:21:15.661
3 -	36.952	53.386	26.677	1:57.015 (3)	74.86	0.887	17:23:12.676
4 -	36.589	52.472	27.092	1:56.153 (2)	75.41	0.025	17:25:08.829

P30 138 RMT		Craig JARMIN		Suzuki SV650 - BK Racing			
IDEAL LAP TIME : 1:55.938		BEST LAP TIME : 1:56.381		DIFFERENCE : 0.443			
LAP	SECTOR 1	SECTOR 2	SECTOR 3	LAP TIME	MPH	DIFF	TIME OF DAY
1 -		52.097	27.837	2:05.088	70.02	8.707	17:19:18.622
2 -	36.861	52.125	27.395	1:56.381 (1)	75.26		17:21:15.003
3 -	37.024	53.021	27.249	1:57.294 (3)	74.68	0.913	17:23:12.297
4 -	36.592	52.323	27.992	1:56.907 (2)	74.93	0.526	17:25:09.204

P31 94 RMT		Rebecca HOUGHTON		Suzuki SV650 -			
IDEAL LAP TIME : 2:04.040		BEST LAP TIME : 2:04.040		DIFFERENCE : 0.000			
LAP	SECTOR 1	SECTOR 2	SECTOR 3	LAP TIME	MPH	DIFF	TIME OF DAY
1 -		57.390	29.786	2:15.558	64.62	11.518	17:19:29.092
2 -	39.665	58.643	29.477	2:07.785 (3)	68.55	3.745	17:21:36.877
3 -	39.198	58.020	29.168	2:06.386 (2)	69.31	2.346	17:23:43.263
4 -	38.199	56.858	28.983	2:04.040 (1)	70.62		17:25:47.303

Weather / Track : Sunny / Dry

Brands Hatch GP

Circuit Length = 2.4332 miles

Start: 17:17 Flag 17:25 End: 17:27

BMCRC - MRO Championships 2021 - Rnd 4 @ Brands Hatch GP

BMCRC Thunderbike Sport & Rookie Minitwins

RACE 15 - SECTOR ANALYSIS



SECTOR 1 = FL to I1, SECTOR 2 = I1 to I2, SECTOR 3 = I2 to FL, DIFF = Difference To Personal Best Lap, P = Crossed Finish Line in Pit Lane, D = Time Disallowed

P32 919 RMT Andrew BELLIS		Suzuki SV 650 - Cunco Ltd					
IDEAL LAP TIME : 1:47.451		BEST LAP TIME : 1:47.824		DIFFERENCE : 0.373			
LAP	SECTOR 1	SECTOR 2	SECTOR 3	LAP TIME	MPH	DIFF	TIME OF DAY
1 -		49.370	26.256	1:59.314	73.41	11.490	17:19:12.848
2 -	34.331	48.679	25.746	1:48.756 (3)	80.54	0.932	17:21:01.604
3 -	33.329	49.052	25.443	1:47.824 (1)	81.24		17:22:49.428
4 -	33.662	48.821	25.488	1:47.971 (2)	81.13	0.147	17:24:37.399

P33 189 RMT Mark LAWSON		Suzuki SV 650 - Crawfords metal detectors					
IDEAL LAP TIME : 1:47.569		BEST LAP TIME : 1:48.632		DIFFERENCE : 1.063			
LAP	SECTOR 1	SECTOR 2	SECTOR 3	LAP TIME	MPH	DIFF	TIME OF DAY
1 -		48.141	25.842	1:56.821	74.98	8.189	17:19:10.355
2 -	34.202	49.190	25.731	1:49.123 (2)	80.27	0.491	17:20:59.478
3 -	34.180	49.035	25.417	1:48.632 (1)	80.63		17:22:48.110
4 -	35.026	49.121	25.248	1:49.395 (3)	80.07	0.763	17:24:37.505

P34 455 RMT Tyler DONOVAN		Suzuki SV 650 -					
IDEAL LAP TIME : 1:47.719		BEST LAP TIME : 1:47.719		DIFFERENCE : 0.000			
LAP	SECTOR 1	SECTOR 2	SECTOR 3	LAP TIME	MPH	DIFF	TIME OF DAY
1 -		49.635	26.171	1:59.229 (2)	73.47	11.510	17:19:12.763
2 -	33.843	48.377	25.499	1:47.719 (1)	81.32		17:21:00.482

P35 29 RMT Hayden KILLWORTH		Suzuki SV650 - BK Racing					
IDEAL LAP TIME :		BEST LAP TIME : 2:06.335		DIFFERENCE :			
LAP	SECTOR 1	SECTOR 2	SECTOR 3	LAP TIME	MPH	DIFF	TIME OF DAY
1 -		52.170	27.975	2:06.335 (1)	69.33		17:19:19.869

BMCRC - MRO Championships 2021 - Rnd 4 @ Brands Hatch GP

BMCRC Thunderbike Sport & Rookie Minitwins

RACE 15 - BEST SECTORS

SECTOR 1			SECTOR 2			SECTOR 3			IDEAL / BEST COMPARISON						
POS	NO	NAME	TIME	NO	NAME	TIME	NO	NAME	TIME	POS	NO	NAME	IDEAL	BEST	DIFF
												PERFECT LAP	1:36.795		
1	52	FRICKER	30.428	961	SIM	43.334	961	SIM	23.033	1	961	SIM	1:36.999	1:37.207	0.208
2	961	SIM	30.632	52	FRICKER	43.472	624	FEDRICK	23.129	2	52	FRICKER	1:37.089	1:37.430	0.341
3	624	FEDRICK	30.940	624	FEDRICK	43.490	52	FRICKER	23.189	3	624	FEDRICK	1:37.559	1:37.913	0.354
4	54	JAMISON	31.140	54	JAMISON	43.896	54	JAMISON	23.339	4	54	JAMISON	1:38.375	1:38.681	0.306
5	48	WALLIS	31.509	48	WALLIS	44.356	48	WALLIS	23.585	5	48	WALLIS	1:39.450	1:39.776	0.326
6	25	DAY	31.732	351	DIGBY-BAKER	45.008	81	MAY	23.782	6	25	DAY	1:40.791	1:41.224	0.433
7	351	DIGBY-BAKER	31.961	228	McCARTER	45.053	84	BRANCO	23.799	7	351	DIGBY-BAKER	1:40.944	1:41.413	0.469
8	81	MAY	32.094	81	MAY	45.108	25	DAY	23.809	8	81	MAY	1:40.984	1:41.253	0.269
9	166	BAKER	32.142	25	DAY	45.250	228	McCARTER	23.832	9	228	McCARTER	1:41.441	1:41.707	0.266
10	84	BRANCO	32.252	84	BRANCO	45.394	351	DIGBY-BAKER	23.975	10	84	BRANCO	1:41.445	1:41.544	0.099
11	63	PERFITT	32.495	22	MAY	45.644	22	MAY	24.186	11	22	MAY	1:42.620	1:43.290	0.670
12	228	McCARTER	32.556	63	PERFITT	45.956	63	PERFITT	24.380	12	63	PERFITT	1:42.831	1:43.188	0.357
13	123	FORSYTH	32.789	166	BAKER	46.125	234	FLUX	24.403	13	166	BAKER	1:42.868	1:42.953	0.085
14	22	MAY	32.790	234	FLUX	46.532	32	WILLIAMS	24.474	14	234	FLUX	1:43.838	1:44.450	0.612
15	234	FLUX	32.903	32	WILLIAMS	46.725	333	STUBBERFIELD	24.480	15	32	WILLIAMS	1:44.462	1:44.505	0.043
16	32	WILLIAMS	33.263	50	ROBSON	47.095	513	ROMERO	24.488	16	333	STUBBERFIELD	1:44.972	1:46.112	1.140
17	919	BELLIS	33.329	333	STUBBERFIELD	47.116	166	BAKER	24.601	17	123	FORSYTH	1:45.312	1:45.332	0.020
18	73	LECOQ	33.344	73	LECOQ	47.317	73	LECOQ	24.856	18	73	LECOQ	1:45.517	1:46.357	0.840
19	333	STUBBERFIELD	33.376	123	FORSYTH	47.371	49	CHAYTOR	24.879	19	513	ROMERO	1:45.624	1:45.701	0.077
20	513	ROMERO	33.415	168	DALRYMPLE	47.551	123	FORSYTH	25.152	20	50	ROBSON	1:45.944	1:46.242	0.298
21	50	ROBSON	33.602	513	ROMERO	47.721	62	KING	25.215	21	140	LAWSON	1:46.972	1:47.105	0.133
22	140	LAWSON	33.790	49	CHAYTOR	47.792	140	LAWSON	25.243	22	49	CHAYTOR	1:47.366	1:47.921	0.555
23	455	DONOVAN	33.843	140	LAWSON	47.939	50	ROBSON	25.247	23	919	BELLIS	1:47.451	1:47.824	0.373
24	37	WOODS	33.878	189	LAWSON	48.141	189	LAWSON	25.248	24	189	LAWSON	1:47.569	1:48.632	1.063
25	192	MOFFA	34.028	192	MOFFA	48.197	37	WOODS	25.315	25	37	WOODS	1:47.680	1:48.027	0.347
26	62	KING	34.151	80	LANE	48.260	919	BELLIS	25.443	26	455	DONOVAN	1:47.719	1:47.719	0.000
27	189	LAWSON	34.180	455	DONOVAN	48.377	455	DONOVAN	25.499	27	192	MOFFA	1:47.814	1:47.814	0.000
28	193	BOTTO	34.511	62	KING	48.477	192	MOFFA	25.589	28	62	KING	1:47.843	1:48.325	0.482
29	49	CHAYTOR	34.695	37	WOODS	48.487	193	BOTTO	25.805	29	193	BOTTO	1:49.163	1:49.945	0.782
30	260	PYMM	34.741	919	BELLIS	48.679	101	TRIPP	25.907	30	101	TRIPP	1:50.174	1:50.174	0.000
31	101	TRIPP	35.202	193	BOTTO	48.847	260	PYMM	26.530	31	260	PYMM	1:52.837	1:54.057	1.220
32	116	FAITH	36.589	101	TRIPP	49.065	116	FAITH	26.677	32	116	FAITH	1:55.447	1:56.128	0.681
33	138	JARMIN	36.592	260	PYMM	51.566	138	JARMIN	27.249	33	138	JARMIN	1:55.938	1:56.381	0.443
34	94	HOUGHTON	38.199	138	JARMIN	52.097	29	KILLWORTH	27.975	34	94	HOUGHTON	2:04.040	2:04.040	0.000
35				29	KILLWORTH	52.170	94	HOUGHTON	28.983	35	29	KILLWORTH		2:06.335	
36				116	FAITH	52.181									
37				94	HOUGHTON	56.858									

Weather / Track : Sunny / Dry

Brands Hatch GP

Circuit Length = 2.4332 miles

Start: 17:17 Flag 17:25 End: 17:27

Results can be found at www.tsl-timing.com

Printed - 17:34 Saturday, 17 July 2021

BMCRC - MRO Championships 2021 - Rnd 4 @ Brands Hatch GP

BMCRC Thunderbike Sport & Rookie Minitwins

RACE 15 - STATISTICS

Competitors Started 37
Planned Start 2021-07-17 @ 16:40:00.000
Actual Start 2021-07-17 @ 17:17:13.533
Finish Time 2021-07-17 @ 17:25:25.617
Track Length 2.4332mi.
Total Laps 155
Total Distance Covered 377.1598mi.

Session Fastest Lap History

NO	CL	NAME	LAP TIME	TIME OF DAY	LAP	VEHICLE
961		Jack SIM	1:42.336	17:18:55.882	1	Yamaha R6
961		Jack SIM	1:37.713	17:20:33.596	2	Yamaha R6
961		Jack SIM	1:37.554	17:22:11.150	3	Yamaha R6
961		Jack SIM	1:37.274	17:23:48.424	4	Yamaha R6
961		Jack SIM	1:37.207	17:25:25.631	5	Yamaha R6

Session Leader History

NO	CL	NAME	FROM LAP	LAPS LED	DISTANCE	VEHICLE
961		Jack SIM	1	5	12.16 miles	Yamaha R6

Flag History

TYPE	TIME OF DAY
GREEN	17:17:13.533
FINISH	17:25:25.617

Flag Statistics

TYPE	COUNT	TOTAL LAPS	TOTAL TIME
Green	1	5	10:00.399
Red	0	0	0.000
Safety Car	0	0	0.000
FCY	0	0	0.000

BMCRC - MRO Championships 2021 - Rnd 4 @ Brands Hatch GP

BMCRC Thunderbike Sport & Rookie Minitwins

RACE 15 - STATISTICS

CLASS :

14 Starters

Fastest Lap History

NO	NAME	LAP TIME	TIME OF DAY	LAP	VEHICLE
961	Jack SIM	1:42.336	17:18:55.882	1	Yamaha R6
961	Jack SIM	1:37.713	17:20:33.596	2	Yamaha R6
961	Jack SIM	1:37.554	17:22:11.150	3	Yamaha R6
961	Jack SIM	1:37.274	17:23:48.424	4	Yamaha R6
961	Jack SIM	1:37.207	17:25:25.631	5	Yamaha R6

Leader History

NO	NAME	FROM LAP	LAPS LED	DISTANCE	VEHICLE
961	Jack SIM	1	5	12.16 miles	Yamaha R6

BMCRC - MRO Championships 2021 - Rnd 4 @ Brands Hatch GP

BMCRC Thunderbike Sport & Rookie Minitwins

RACE 15 - STATISTICS

CLASS : R

7 Starters

Fastest Lap History

NO	NAME	LAP TIME	TIME OF DAY	LAP	VEHICLE
333	Mark STUBBERFIELD	1:52.785	17:19:06.319	1	Yamaha R6
32	Jack WILLIAMS	1:45.841	17:20:53.221	2	Honda CBR600
32	Jack WILLIAMS	1:44.505	17:22:37.726	3	Honda CBR600

Leader History

NO	NAME	FROM LAP	LAPS LED	DISTANCE	VEHICLE
333	Mark STUBBERFIELD	1	1	2.43 miles	Yamaha R6
32	Jack WILLIAMS	2	4	9.73 miles	Honda CBR600

BMCRC - MRO Championships 2021 - Rnd 4 @ Brands Hatch GP

BMCRC Thunderbike Sport & Rookie Minitwins

RACE 15 - STATISTICS

CLASS : RMT

16 Starters

Fastest Lap History

NO	NAME	LAP TIME	TIME OF DAY	LAP	VEHICLE
63	Stephen PERFITT	1:49.903	17:19:03.455	1	Suzuki SV650
63	Stephen PERFITT	1:43.542	17:20:46.998	2	Suzuki SV650
166	Nicholas BAKER	1:43.479	17:20:47.664	2	Suzuki SV650
166	Nicholas BAKER	1:42.953	17:25:58.121	5	Suzuki SV650

Leader History

NO	NAME	FROM LAP	LAPS LED	DISTANCE	VEHICLE
63	Stephen PERFITT	1	4	9.73 miles	Suzuki SV650
166	Nicholas BAKER	5	1	2.43 miles	Suzuki SV650

BMCRC - MRO Championships 2021 - Rnd 4 @ Brands Hatch GP

BMCRC Thunderbike Sport & Rookie Minitwins

RACE 6 - GRID (7 Laps)

ROW 13	39	966 Paul LEE	38	139 Rob MARLEY	37	80 Stephen LANE
ROW 12	36	168 Aaron DALRYMPLE	35	29 Hayden KILLWORTH 2:06.335	34	94 Rebecca HOUGHTON 2:04.040
ROW 11	33	138 Craig JARMIN 1:56.381	32	116 Gareth FAITH 1:56.128	31	260 Greg PYMM 1:54.057
ROW 10	30	101 Glen TRIPP 1:50.174	29	193 Tony BOTTO 1:49.945	28	189 Mark LAWSON 1:48.632
ROW 9	27	62 James KING 1:48.325	26	37 Ricky WOODS 1:48.027	25	49 Oli CHAYTOR 1:47.921
ROW 8	24	919 Andrew BELLIS 1:47.824	23	192 Richard MOFFA 1:47.814	22	455 Tyler DONOVAN 1:47.719
ROW 7	21	140 Luke LAWSON 1:47.105	20	73 Esteban LECOQ 1:46.357	19	50 Paul ROBSON 1:46.242
ROW 6	18	333 Mark STUBBERFIELD 1:46.112	17	513 Pablo ROMERO 1:45.701	16	123 Adam FORSYTH 1:45.332
ROW 5	15	32 Jack WILLIAMS 1:44.505	14	234 Andrew FLUX 1:44.450	13	22 Matthew MAY 1:43.290
ROW 4	12	63 Stephen PERFITT 1:43.188	11	166 Nicholas BAKER 1:42.953	10	228 Liam McCARTER 1:41.707
ROW 3	9	84 Ricardo BRANCO 1:41.544	8	351 Sam DIGBY-BAKER 1:41.413	7	81 Malvern MAY 1:41.253
ROW 2	6	25 Harrison DAY 1:41.224	5	48 Shaun WALLIS 1:39.776	4	54 Adam JAMISON 1:38.681
ROW 1	3	624 Matthew FEDRICK 1:37.913	2	52 Elliot FRICKER 1:37.430	1	961 Jack SIM 1:37.207

Pole

Brands Hatch GP

Circuit Length = 2.4332 miles

These results are provisional until the conclusion of any judicial and technical matters.

Clerk Of Course :	Stewards :	Timekeeper : Craig Smith
-------------------	------------	--------------------------

Results can be found at www.tsl-timing.com

Printed - 17:35 Saturday, 17 July 2021



BMCRC - MRO Championships 2021 - Rnd 4 @ Brands Hatch GP

BMCRC Thunderbike Sport & Rookie Minitwins

RACE 6 - CLASSIFICATION

POS	NO	CL	PIC NAME	ENTRY	LAPS	TIME	GAP	DIFF	MPH	BEST	ON
1	961		1 Jack SIM	Yamaha R6 - Platform Lift Engineers Ltd	7	11:21.955			89.91	1:36.545	7
2	52		2 Elliot FRICKER	Honda CBR600 - Petwise.org, S&S, Ride in Bike Ty	7	11:23.693	1.738	1.738	89.68	1:36.504	2
3	54		3 Adam JAMISON	Yamaha R6 - Team AJR	7	11:30.322	8.367	6.629	88.82	1:37.243	7
4	84		4 Ricardo BRANCO	Yamaha R6 - IMP Racing	7	11:52.798	30.843	22.476	86.02	1:40.644	5
5	48		5 Shaun WALLIS	Yamaha R6 - MBC Despatch Racing	7	11:53.018	31.063	0.220	85.99	1:40.909	5
6	351		6 Sam DIGBY-BAKER	Yamaha R6 -	7	11:55.641	33.686	2.623	85.68	1:40.301	6
7	32	R	1 Jack WILLIAMS	Honda CBR600 -	7	11:58.825	36.870	3.184	85.30	1:40.628	6
8	22		7 Matthew MAY	Honda CBR600F3 - Late Breakers	7	12:05.573	43.618	6.748	84.51	1:41.632	4
9	63	RMT	1 Stephen PERFITT	Suzuki SV650 - PKP Services Ltd	7	12:09.017	47.062	3.444	84.11	1:42.413	3
10	166	RMT	2 Nicholas BAKER	Suzuki SV650 - K66	7	12:09.345	47.390	0.328	84.07	1:42.613	3
11	234	RMT	3 Andrew FLUX	Suzuki SV650 - Mach 1 Automotive LTD	7	12:16.651	54.696	7.306	83.24	1:43.607	7
12	123	RMT	4 Adam FORSYTH	Suzuki SV650 - Rock Oil	7	12:26.731	1:04.776	10.080	82.11	1:44.316	7
13	168	R	2 Aaron DALRYMPLE	Suzuki GSXR 600 -	7	12:27.013	1:05.058	0.282	82.08	1:44.491	7
14	80	R	3 Stephen LANE	Kawasaki ZX6R -	7	12:27.657	1:05.702	0.644	82.01	1:43.760	7
15	455	RMT	5 Tyler DONOVAN	Suzuki SV 650 -	7	12:30.537	1:08.582	2.880	81.69	1:45.107	5
16	73	RMT	6 Esteban LECOQ	Suzuki SV650 SK5 -	7	12:30.721	1:08.766	0.184	81.67	1:44.946	6
17	140	RMT	7 Luke LAWSON	Suzuki SV650 - Lpl plastering and maintenance	7	12:31.100	1:09.145	0.379	81.63	1:44.789	5
18	62	RMT	8 James KING	Suzuki SV650 - King and Drury construction	7	12:33.672	1:11.717	2.572	81.36	1:45.649	7
19	49	R	4 Oli CHAYTOR	Yamaha R6 - PearTree Racing	7	12:36.694	1:14.739	3.022	81.03	1:45.311	7
20	189	RMT	9 Mark LAWSON	Suzuki SV 650 - Crawfords metal detectors	7	12:43.233	1:21.278	6.539	80.34	1:46.487	4
21	192	RMT	10 Richard MOFFA	Suzuki SV650 -	7	12:45.283	1:23.328	2.050	80.12	1:46.941	7
22	139	R	5 Rob MARLEY	Honda CBR600F3 - PearTree Racing	7	12:47.114	1:25.159	1.831	79.93	1:46.214	4
23	23		8 Claire BECKETT	Suzuki SV650 - P Sheils & Sons	7	12:47.319	1:25.364	0.205	79.91	1:47.831	2
24	919	RMT	11 Andrew BELLIS	Suzuki SV 650 - Cunco Ltd	7	12:58.550	1:36.595	11.231	78.76	1:47.978	7
25	101		9 Glen TRIPP	Honda CBR 600FW - yaki too racing	7	13:10.098	1:48.143	11.548	77.60	1:49.694	7
26	29	RMT	12 Hayden KILLWORTH	Suzuki SV650 - BK Racing	6	11:23.793	1 Lap	1 Lap	76.86	1:51.538	4
27	138	RMT	13 Craig JARMIN	Suzuki SV650 - BK Racing	6	11:32.677	1 Lap	8.884	75.87	1:53.017	4
28	116	RMT	14 Gareth FAITH	Suzuki SV650 - Stramoto	6	11:55.725	1 Lap	23.048	73.43	1:56.457	2
29	94	RMT	15 Rebecca HOUGHTON	Suzuki SV650 -	6	12:09.974	1 Lap	14.249	72.00	1:59.029	4

NOT CLASSIFIED

DNF	193	RMT	Tony BOTTO	Suzuki SV 650 - TB Motorcycles	4	7:23.010	3 Laps	2 Laps	79.09	1:47.200	4
DNF	37		Ricky WOODS	Suzuki GSXR 600 - KTS Vehicle Repairs	3	5:37.614	4 Laps	1 Lap	77.83	1:48.504	2
DNF	260	R	Greg PYMM	Kawasaki ER6 -	1	2:01.965	6 Laps	2 Laps	71.82	2:01.965	1
DNF	81		Malvern MAY	Honda CBR600RR -	0						
DQ	624		Matthew FEDRICK	Yamaha R6 - Matthew Fedrick farriers ltd/ Palmer R							
DQ	513	R	Pablo ROMERO	Suzuki GSXR600 - The Sausage Racing Team							
DQ	333	R	Mark STUBBERFIELD	Yamaha R6 - Polished concrete London							
DQ	50		Paul ROBSON	Kawaski ZX6R - RBProperty services & Environmen							

FASTEST LAP

52			Elliot FRICKER	Honda CBR600 - Petwise.org, S&S, Ride in Bike Ty	2	1:36.504		90.77 mph	146.08 kph
32	R		Jack WILLIAMS	Honda CBR600 -	6	1:40.628		87.05 mph	140.09 kph
63	RMT		Stephen PERFITT	Suzuki SV650 - PKP Services Ltd	3	1:42.413		85.53 mph	137.65 kph

Bikes 50, 333, 513 & 624 - Disqualified for failing post race technical inspection

Class - 92.5% of Race Speed = 83.16 mph

Class R - 92.5% of Race Speed = 78.90 mph

Class RMT - 92.5% of Race Speed = 77.80 mph

Brands Hatch GP: 2.4332 miles

Race Distance: 7 Laps / 17.03 miles

Start: 12:20 Flag 12:32 End: 12:34

Weather / Track : Sunny / Dry

These results are provisional until the conclusion of any judicial and technical matters.

Clerk Of Course :	Stewards :	Timekeeper : Craig Smith
-------------------	------------	--------------------------

Results can be found at www.tsl-timing.com

Printed - 13:08 Sunday, 18 July 2021



BMCR - MRO Championships 2021 - Rnd 4 @ Brands Hatch GP

BMCR Thunderbike Sport & Rookie Minitwins

RACE 6 - LAP CHART

LAP 1 @ 12:22:28.809

NO	BEHIND	LAP TIME
----	--------	----------

961		1:41.404
624	0.375	1:41.779
52	0.622	1:42.026
54	1.932	1:43.336
84	4.941	1:46.345
48	5.144	1:46.548
22	8.119	1:49.523
63	8.356	1:49.760
351	8.437	1:49.841
166	8.817	1:50.221
513	9.121	1:50.525
32	9.547	1:50.951
234	10.427	1:51.831
50	11.017	1:52.421
123	13.032	1:54.436
168	13.691	1:55.095
333	13.944	1:55.348
455	14.960	1:56.364
62	15.328	1:56.732
73	15.595	1:56.999
140	15.729	1:57.133
189	16.020	1:57.424
23	16.227	1:57.631
80	16.739	1:58.143
193	16.766	1:58.170
192	17.381	1:58.785
37	18.721	2:00.125
49	18.802	2:00.206
919	18.889	2:00.293
139	19.702	2:01.106
260	20.561	2:01.965
101	21.357	2:02.761
29	22.562	2:03.966
138	23.324	2:04.728
116	25.282	2:06.686
94	28.848	2:10.252

LAP 2 @ 12:24:05.445

NO	BEHIND	LAP TIME
----	--------	----------

961		1:36.636
52	0.490	1:36.504
624	1.488	1:37.749
54	2.972	1:37.676
84	9.372	1:41.067
48	9.721	1:41.213
32	14.185	1:41.274
351	14.227	1:42.426
22	14.265	1:42.782
63	15.226	1:43.506
166	15.535	1:43.354
513	16.342	1:43.857
234	17.591	1:43.800
50	18.125	1:43.744
168	22.718	1:45.663
333	23.061	1:45.753
123	23.831	1:47.435
455	24.657	1:46.333
73	25.042	1:46.083
62	25.909	1:47.217
80	26.006	1:45.903
140	26.035	1:46.942
189	27.109	1:47.725

LAP 3 @ 12:25:42.445

NO	BEHIND	LAP TIME
----	--------	----------

961		1:37.000
52	0.398	1:36.908
624	2.195	1:37.707
54	4.054	1:38.082
84	13.479	1:41.107
48	13.820	1:41.099
351	18.439	1:41.212
32	18.671	1:41.486
22	19.248	1:41.983
63	20.639	1:42.413
166	21.148	1:42.613
513	22.820	1:43.478
234	24.565	1:43.974
50	25.540	1:44.415
168	30.522	1:44.804
333	31.388	1:45.327
123	32.875	1:46.044
455	33.080	1:45.423
80	33.938	1:44.932
73	34.041	1:45.999
62	35.364	1:46.455
140	35.415	1:46.380
189	37.120	1:47.011
23	38.365	1:47.943
49	38.798	1:46.531
192	40.654	1:48.769
193	40.770	1:49.259
139	42.443	1:47.545
37	42.574	1:48.985
919	45.176	1:50.198
101	52.845	1:52.530
29	53.710	1:52.594
138	56.131	1:53.199
116	1:06.186	1:58.083
94	1:16.350	2:00.556

LAP 4 @ 12:27:19.065

NO	BEHIND	LAP TIME
----	--------	----------

961		1:36.620
52	0.366	1:36.588
624	4.038	1:38.463
54	5.393	1:37.959
84	17.733	1:40.874
48	18.164	1:40.964
351	22.317	1:40.498
22	24.260	1:41.632
32	24.416	1:42.365
63	26.979	1:42.960
166	27.480	1:42.952

LAP 5 @ 12:28:55.876

NO	BEHIND	LAP TIME
----	--------	----------

961		1:36.811
52	0.732	1:37.177
94	1 Lap	1:59.029
624	5.995	1:38.768
54	6.356	1:37.774
84	21.566	1:40.644
48	22.262	1:40.909
351	26.137	1:40.631
32	29.090	1:41.485
22	29.846	1:42.397
63	33.464	1:43.296
166	33.593	1:42.924
513	36.751	1:43.526
234	40.046	1:44.477
50	41.716	1:45.175
333	47.299	1:45.022
123	48.681	1:44.416
168	48.704	1:47.037
455	50.398	1:45.107
80	50.698	1:44.997
73	51.391	1:44.996
140	51.638	1:44.789
62	53.870	1:45.701
49	56.975	1:46.087
189	57.620	1:47.444
23	1:01.286	1:48.408
192	1:02.326	1:47.907
139	1:03.664	1:48.438
919	1:13.453	1:50.114
101	1:21.871	1:51.179
29	1:23.757	1:51.940
138	1:29.476	1:53.759

LAP 6 @ 12:30:32.815

NO	BEHIND	LAP TIME
----	--------	----------

961		1:36.939
52	1.289	1:37.496
624	7.337	1:38.281
54	7.669	1:38.252

LAP 7 @ 12:32:09.360

NO	BEHIND	LAP TIME
----	--------	----------

961		1:36.545
52	1.738	1:36.994
29	1 Lap	1:51.565
624	8.202	1:37.410
54	8.367	1:37.243
138	1 Lap	1:54.730
84	30.843	1:41.201
48	31.063	1:41.072
351	33.686	1:40.732
116	1 Lap	1:57.683
32	36.870	1:40.636
22	43.618	1:43.987
63	47.062	1:43.399
166	47.390	1:43.571
94	1 Lap	1:59.059
513	51.335	1:43.236
234	54.696	1:43.607
50	56.533	1:43.494
123	1:04.776	1:44.316
333	1:04.991	1:44.657
168	1:05.058	1:44.491
80	1:05.702	1:43.760
455	1:08.582	1:45.778
73	1:08.766	1:45.913
140	1:09.145	1:45.992
62	1:11.717	1:45.649
49	1:14.739	1:45.311
189	1:21.278	1:48.103
192	1:23.328	1:46.941
139	1:25.159	1:46.950
23	1:25.364	1:48.259
919	1:36.595	1:47.978
101	1:48.143	1:49.694

Weather / Track : Sunny / Dry

Brands Hatch GP

Circuit Length = 2.4332 miles

Start: 12:20 Flag 12:32 End: 12:34

Results can be found at www.tsl-timing.com

Printed - 12:34 Sunday, 18 July 2021

BMCRC - MRO Championships 2021 - Rnd 4 @ Brands Hatch GP

BMCRC Thunderbike Sport & Rookie Minitwins

RACE 6 - SECTOR ANALYSIS



SECTOR 1 = FL to I1, SECTOR 2 = I1 to I2, SECTOR 3 = I2 to FL, DIFF = Difference To Personal Best Lap, P = Crossed Finish Line in Pit Lane, D = Time Disallowed

P1 961		Jack SIM		Yamaha R6 - Platform Lift Engineers Ltd			
IDEAL LAP TIME : 1:36.424		BEST LAP TIME : 1:36.545		DIFFERENCE : 0.121			
LAP	SECTOR 1	SECTOR 2	SECTOR 3	LAP TIME	MPH	DIFF	TIME OF DAY
1 -		43.190	23.188	1:41.404	86.38	4.859	12:22:28.809
2 -	30.598	43.020	23.018	1:36.636 (3)	90.64	0.091	12:24:05.445
3 -	30.649	43.141	23.210	1:37.000	90.30	0.455	12:25:42.445
4 -	30.457	43.181	22.982	1:36.620 (2)	90.66	0.075	12:27:19.065
5 -	30.422	43.233	23.156	1:36.811	90.48	0.266	12:28:55.876
6 -	30.688	43.225	23.026	1:36.939	90.36	0.394	12:30:32.815
7 -	30.460	43.068	23.017	1:36.545 (1)	90.73		12:32:09.360

P2 52		Elliot FRICKER		Honda CBR600 - Petwise.org, S&S, Ride in Bike Tyres			
IDEAL LAP TIME : 1:36.051		BEST LAP TIME : 1:36.504		DIFFERENCE : 0.453			
LAP	SECTOR 1	SECTOR 2	SECTOR 3	LAP TIME	MPH	DIFF	TIME OF DAY
1 -		43.114	23.516	1:42.026	85.85	5.522	12:22:29.431
2 -	30.452	42.698	23.354	1:36.504 (1)	90.77		12:24:05.935
3 -	30.728	43.001	23.179	1:36.908 (3)	90.39	0.404	12:25:42.843
4 -	30.504	43.143	22.941	1:36.588 (2)	90.69	0.084	12:27:19.431
5 -	30.412	43.037	23.728	1:37.177	90.14	0.673	12:28:56.608
6 -	31.273	43.138	23.085	1:37.496	89.84	0.992	12:30:34.104
7 -	30.469	43.136	23.389	1:36.994	90.31	0.490	12:32:11.098

P3 624		Matthew FEDRICK		Yamaha R6 - Matthew Fedrick farriers ltd/ Palmer Race Skool			
IDEAL LAP TIME : 1:36.830		BEST LAP TIME : 1:37.410		DIFFERENCE : 0.580			
LAP	SECTOR 1	SECTOR 2	SECTOR 3	LAP TIME	MPH	DIFF	TIME OF DAY
1 -		43.178	22.893	1:41.779	86.06	4.369	12:22:29.184
2 -	30.941	43.744	23.064	1:37.749 (3)	89.61	0.339	12:24:06.933
3 -	30.795	43.606	23.306	1:37.707 (2)	89.65	0.297	12:25:44.640
4 -	31.224	43.772	23.467	1:38.463	88.96	1.053	12:27:23.103
5 -	31.534	43.908	23.326	1:38.768	88.69	1.358	12:29:01.871
6 -	31.276	43.890	23.115	1:38.281	89.13	0.871	12:30:40.152
7 -	31.066	43.142	23.202	1:37.410 (1)	89.92		12:32:17.562

P4 54		Adam JAMISON		Yamaha R6 - Team AJR			
IDEAL LAP TIME : 1:36.962		BEST LAP TIME : 1:37.243		DIFFERENCE : 0.281			
LAP	SECTOR 1	SECTOR 2	SECTOR 3	LAP TIME	MPH	DIFF	TIME OF DAY
1 -		43.848	23.186	1:43.336	84.76	6.093	12:22:30.741
2 -	30.628	43.756	23.292	1:37.676 (2)	89.68	0.433	12:24:08.417
3 -	31.126	43.518	23.438	1:38.082	89.31	0.839	12:25:46.499
4 -	30.997	43.577	23.385	1:37.959	89.42	0.716	12:27:24.458
5 -	30.973	43.613	23.188	1:37.774 (3)	89.59	0.531	12:29:02.232
6 -	31.267	43.619	23.366	1:38.252	89.15	1.009	12:30:40.484
7 -	30.909	43.153	23.181	1:37.243 (1)	90.08		12:32:17.727

P5 84		Ricardo BRANCO		Yamaha R6 - IMP Racing			
IDEAL LAP TIME : 1:40.467		BEST LAP TIME : 1:40.644		DIFFERENCE : 0.177			
LAP	SECTOR 1	SECTOR 2	SECTOR 3	LAP TIME	MPH	DIFF	TIME OF DAY
1 -		45.296	23.682	1:46.345	82.37	5.701	12:22:33.750
2 -	32.412	45.058	23.597	1:41.067 (3)	86.67	0.423	12:24:14.817
3 -	32.142	45.402	23.563	1:41.107	86.63	0.463	12:25:55.924
4 -	32.110	45.124	23.640	1:40.874 (2)	86.83	0.230	12:27:36.798
5 -	32.191	44.925	23.528	1:40.644 (1)	87.03		12:29:17.442
6 -	32.740	45.388	23.432	1:41.560	86.25	0.916	12:30:59.002
7 -	32.169	45.018	24.014	1:41.201	86.55	0.557	12:32:40.203

Weather / Track : Sunny / Dry

Brands Hatch GP
Circuit Length = 2.4332 miles
Start: 12:20 Flag 12:32 End: 12:34

BMCRC - MRO Championships 2021 - Rnd 4 @ Brands Hatch GP

BMCRC Thunderbike Sport & Rookie Minitwins

RACE 6 - SECTOR ANALYSIS



SECTOR 1 = FL to I1, SECTOR 2 = I1 to I2, SECTOR 3 = I2 to FL, DIFF = Difference To Personal Best Lap, P = Crossed Finish Line in Pit Lane, D = Time Disallowed

P6 48		Shaun WALLIS		Yamaha R6 - MBC Despatch Racing			
IDEAL LAP TIME : 1:40.526		BEST LAP TIME : 1:40.909		DIFFERENCE : 0.383			
LAP	SECTOR 1	SECTOR 2	SECTOR 3	LAP TIME	MPH	DIFF	TIME OF DAY
1 -		45.203	23.684	1:46.548	82.21	5.639	12:22:33.953
2 -	32.466	45.092	23.655	1:41.213	86.54	0.304	12:24:15.166
3 -	32.105	45.428	23.566	1:41.099	86.64	0.190	12:25:56.265
4 -	32.000	45.357	23.607	1:40.964 (2)	86.76	0.055	12:27:37.229
5 -	31.945	45.353	23.611	1:40.909 (1)	86.80		12:29:18.138
6 -	32.326	45.379	23.508	1:41.213	86.54	0.304	12:30:59.351
7 -	32.143	45.073	23.856	1:41.072 (3)	86.66	0.163	12:32:40.423

P7 351		Sam DIGBY-BAKER		Yamaha R6 -			
IDEAL LAP TIME : 1:40.278		BEST LAP TIME : 1:40.301		DIFFERENCE : 0.023			
LAP	SECTOR 1	SECTOR 2	SECTOR 3	LAP TIME	MPH	DIFF	TIME OF DAY
1 -		46.622	24.186	1:49.841	79.74	9.540	12:22:37.246
2 -	32.634	45.477	24.315	1:42.426	85.52	2.125	12:24:19.672
3 -	32.509	44.805	23.898	1:41.212	86.54	0.911	12:26:00.884
4 -	32.132	44.430	23.936	1:40.498 (2)	87.16	0.197	12:27:41.382
5 -	32.100	44.660	23.871	1:40.631 (3)	87.04	0.330	12:29:22.013
6 -	32.096	44.349	23.856	1:40.301 (1)	87.33		12:31:02.314
7 -	32.172	44.727	23.833	1:40.732	86.96	0.431	12:32:43.046

P8 32 R		Jack WILLIAMS		Honda CBR600 -			
IDEAL LAP TIME : 1:40.236		BEST LAP TIME : 1:40.628		DIFFERENCE : 0.392			
LAP	SECTOR 1	SECTOR 2	SECTOR 3	LAP TIME	MPH	DIFF	TIME OF DAY
1 -		46.077	23.729	1:50.951	78.95	10.323	12:22:38.356
2 -	32.089	45.385	23.800	1:41.274 (3)	86.49	0.646	12:24:19.630
3 -	32.669	45.148	23.669	1:41.486	86.31	0.858	12:26:01.116
4 -	33.252	45.385	23.728	1:42.365	85.57	1.737	12:27:43.481
5 -	32.835	45.078	23.572	1:41.485	86.31	0.857	12:29:24.966
6 -	31.988	45.007	23.633	1:40.628 (1)	87.05		12:31:05.594
7 -	31.657	45.307	23.672	1:40.636 (2)	87.04	0.008	12:32:46.230

P9 22		Matthew MAY		Honda CBR600F3 - Late Breakers			
IDEAL LAP TIME : 1:41.480		BEST LAP TIME : 1:41.632		DIFFERENCE : 0.152			
LAP	SECTOR 1	SECTOR 2	SECTOR 3	LAP TIME	MPH	DIFF	TIME OF DAY
1 -		45.934	24.635	1:49.523	79.98	7.891	12:22:36.928
2 -	32.720	45.487	24.575	1:42.782	85.22	1.150	12:24:19.710
3 -	32.641	45.412	23.930	1:41.983 (2)	85.89	0.351	12:26:01.693
4 -	32.148	45.402	24.082	1:41.632 (1)	86.19		12:27:43.325
5 -	32.869	45.416	24.112	1:42.397 (3)	85.54	0.765	12:29:25.722
6 -	32.885	45.839	24.545	1:43.269	84.82	1.637	12:31:08.991
7 -	33.054	46.300	24.633	1:43.987	84.23	2.355	12:32:52.978

P10 63 RMT		Stephen PERFITT		Suzuki SV650 - PKP Services Ltd			
IDEAL LAP TIME : 1:42.217		BEST LAP TIME : 1:42.413		DIFFERENCE : 0.196			
LAP	SECTOR 1	SECTOR 2	SECTOR 3	LAP TIME	MPH	DIFF	TIME OF DAY
1 -		46.589	24.693	1:49.760	79.80	7.347	12:22:37.165
2 -	33.194	45.819	24.493	1:43.506	84.63	1.093	12:24:20.671
3 -	32.316	45.408	24.689	1:42.413 (1)	85.53		12:26:03.084
4 -	32.331	45.974	24.655	1:42.960 (2)	85.08	0.547	12:27:46.044
5 -	32.578	46.112	24.606	1:43.296 (3)	84.80	0.883	12:29:29.340
6 -	32.671	46.264	24.748	1:43.683	84.48	1.270	12:31:13.023
7 -	32.872	45.996	24.531	1:43.399	84.71	0.986	12:32:56.422

Weather / Track : Sunny / Dry

Brands Hatch GP
Circuit Length = 2.4332 miles
Start: 12:20 Flag 12:32 End: 12:34

BMCRC - MRO Championships 2021 - Rnd 4 @ Brands Hatch GP

BMCRC Thunderbike Sport & Rookie Minitwins

RACE 6 - SECTOR ANALYSIS



SECTOR 1 = FL to I1, SECTOR 2 = I1 to I2, SECTOR 3 = I2 to FL, DIFF = Difference To Personal Best Lap, P = Crossed Finish Line in Pit Lane, D = Time Disallowed

P11 166 RMT		Nicholas BAKER		Suzuki SV650 - K66			
IDEAL LAP TIME : 1:42.493		BEST LAP TIME : 1:42.613		DIFFERENCE : 0.120			
LAP	SECTOR 1	SECTOR 2	SECTOR 3	LAP TIME	MPH	DIFF	TIME OF DAY
1 -		46.375	24.915	1:50.221	79.47	7.608	12:22:37.626
2 -	32.541	46.285	24.528	1:43.354	84.75	0.741	12:24:20.980
3 -	32.151	45.987	24.475	1:42.613 (1)	85.36		12:26:03.593
4 -	32.405	45.895	24.652	1:42.952 (3)	85.08	0.339	12:27:46.545
5 -	32.236	46.241	24.447	1:42.924 (2)	85.10	0.311	12:29:29.469
6 -	32.699	46.300	24.711	1:43.710	84.46	1.097	12:31:13.179
7 -	32.793	46.032	24.746	1:43.571	84.57	0.958	12:32:56.750

P12 513 R		Pablo ROMERO		Suzuki GSXR600 - The Sausage Racing Team			
IDEAL LAP TIME : 1:42.781		BEST LAP TIME : 1:43.236		DIFFERENCE : 0.455			
LAP	SECTOR 1	SECTOR 2	SECTOR 3	LAP TIME	MPH	DIFF	TIME OF DAY
1 -		46.700	23.859	1:50.525	79.25	7.289	12:22:37.930
2 -	33.186	46.718	23.953	1:43.857	84.34	0.621	12:24:21.787
3 -	32.765	46.503	24.210	1:43.478 (2)	84.65	0.242	12:26:05.265
4 -	32.925	46.475	24.436	1:43.836	84.36	0.600	12:27:49.101
5 -	32.988	46.416	24.122	1:43.526 (3)	84.61	0.290	12:29:32.627
6 -	32.877	47.722	24.233	1:44.832	83.56	1.596	12:31:17.459
7 -	32.604	46.318	24.314	1:43.236 (1)	84.85		12:33:00.695

P13 234 RMT		Andrew FLUX		Suzuki SV650 - Mach 1 Automotive LTD			
IDEAL LAP TIME : 1:43.480		BEST LAP TIME : 1:43.607		DIFFERENCE : 0.127			
LAP	SECTOR 1	SECTOR 2	SECTOR 3	LAP TIME	MPH	DIFF	TIME OF DAY
1 -		47.627	24.839	1:51.831	78.33	8.224	12:22:39.236
2 -	32.630	46.505	24.665	1:43.800 (2)	84.39	0.193	12:24:23.036
3 -	32.807	46.456	24.711	1:43.974 (3)	84.25	0.367	12:26:07.010
4 -	32.909	46.716	24.810	1:44.435	83.87	0.828	12:27:51.445
5 -	33.190	46.424	24.863	1:44.477	83.84	0.870	12:29:35.922
6 -	33.000	46.489	25.038	1:44.527	83.80	0.920	12:31:20.449
7 -	32.742	46.185	24.680	1:43.607 (1)	84.54		12:33:04.056

P14 50		Paul ROBSON		Kawaski ZX6R - RBProperty services & Environment Lighting			
IDEAL LAP TIME : 1:43.380		BEST LAP TIME : 1:43.494		DIFFERENCE : 0.114			
LAP	SECTOR 1	SECTOR 2	SECTOR 3	LAP TIME	MPH	DIFF	TIME OF DAY
1 -		47.185	24.611	1:52.421	77.91	8.927	12:22:39.826
2 -	32.799	46.277	24.668	1:43.744 (2)	84.43	0.250	12:24:23.570
3 -	33.476	46.418	24.521	1:44.415 (3)	83.89	0.921	12:26:07.985
4 -	33.421	46.399	24.612	1:44.432	83.88	0.938	12:27:52.417
5 -	33.376	46.852	24.947	1:45.175	83.28	1.681	12:29:37.592
6 -	33.391	46.216	25.200	1:44.807	83.58	1.313	12:31:22.399
7 -	32.750	46.109	24.635	1:43.494 (1)	84.64		12:33:05.893

P15 123 RMT		Adam FORSYTH		Suzuki SV650 - Rock Oil			
IDEAL LAP TIME : 1:44.116		BEST LAP TIME : 1:44.316		DIFFERENCE : 0.200			
LAP	SECTOR 1	SECTOR 2	SECTOR 3	LAP TIME	MPH	DIFF	TIME OF DAY
1 -		47.736	25.119	1:54.436	76.54	10.120	12:22:41.841
2 -	34.247	47.758	25.430	1:47.435	81.53	3.119	12:24:29.276
3 -	33.266	47.753	25.025	1:46.044	82.60	1.728	12:26:15.320
4 -	33.235	46.709	24.877	1:44.821 (3)	83.56	0.505	12:28:00.141
5 -	32.808	46.623	24.985	1:44.416 (2)	83.89	0.100	12:29:44.557
6 -	32.710	47.225	25.328	1:45.263	83.21	0.947	12:31:29.820
7 -	32.632	46.823	24.861	1:44.316 (1)	83.97		12:33:14.136

Weather / Track : Sunny / Dry

Brands Hatch GP
Circuit Length = 2.4332 miles
Start: 12:20 Flag 12:32 End: 12:34

BMCRC - MRO Championships 2021 - Rnd 4 @ Brands Hatch GP

BMCRC Thunderbike Sport & Rookie Minitwins

RACE 6 - SECTOR ANALYSIS



SECTOR 1 = FL to I1, SECTOR 2 = I1 to I2, SECTOR 3 = I2 to FL, DIFF = Difference To Personal Best Lap, P = Crossed Finish Line in Pit Lane, D = Time Disallowed

P16 333 R		Mark STUBBERFIELD		Yamaha R6 - Polished concrete London			
IDEAL LAP TIME : 1:43.584		BEST LAP TIME : 1:44.320		DIFFERENCE : 0.736			
LAP	SECTOR 1	SECTOR 2	SECTOR 3	LAP TIME	MPH	DIFF	TIME OF DAY
1 -		48.162	25.179	1:55.348	75.94	11.028	12:22:42.753
2 -	33.346	47.304	25.103	1:45.753	82.83	1.433	12:24:28.506
3 -	33.423	47.244	24.660	1:45.327	83.16	1.007	12:26:13.833
4 -	32.957	46.588	24.775	1:44.320 (1)	83.97		12:27:58.153
5 -	32.664	47.158	25.200	1:45.022 (3)	83.40	0.702	12:29:43.175
6 -	33.711	47.143	25.665	1:46.519	82.23	2.199	12:31:29.694
7 -	33.534	46.791	24.332	1:44.657 (2)	83.70	0.337	12:33:14.351

P17 168 R		Aaron DALRYMPLE		Suzuki GSXR 600 -			
IDEAL LAP TIME : 1:43.734		BEST LAP TIME : 1:44.491		DIFFERENCE : 0.757			
LAP	SECTOR 1	SECTOR 2	SECTOR 3	LAP TIME	MPH	DIFF	TIME OF DAY
1 -		47.659	24.728	1:55.095	76.10	10.604	12:22:42.500
2 -	33.321	47.089	25.253	1:45.663	82.90	1.172	12:24:28.163
3 -	33.290	46.647	24.867	1:44.804 (3)	83.58	0.313	12:26:12.967
4 -	32.920	46.932	24.724	1:44.576 (2)	83.76	0.085	12:27:57.543
5 -	33.431	49.026	24.580	1:47.037	81.83	2.546	12:29:44.580
6 -	33.173	47.255	24.919	1:45.347	83.15	0.856	12:31:29.927
7 -	33.565	46.759	24.167	1:44.491 (1)	83.83		12:33:14.418

P18 80 R		Stephen LANE		Kawasaki ZX6R -			
IDEAL LAP TIME : 1:43.160		BEST LAP TIME : 1:43.760		DIFFERENCE : 0.600			
LAP	SECTOR 1	SECTOR 2	SECTOR 3	LAP TIME	MPH	DIFF	TIME OF DAY
1 -		49.311	24.630	1:58.143	74.14	14.383	12:22:45.548
2 -	33.805	47.653	24.445	1:45.903	82.71	2.143	12:24:31.451
3 -	33.546	47.125	24.261	1:44.932 (3)	83.48	1.172	12:26:16.383
4 -	33.606	47.383	24.205	1:45.194	83.27	1.434	12:28:01.577
5 -	34.454	46.297	24.246	1:44.997	83.42	1.237	12:29:46.574
6 -	33.431	46.761	24.536	1:44.728 (2)	83.64	0.968	12:31:31.302
7 -	32.990	46.897	23.873	1:43.760 (1)	84.42		12:33:15.062

P19 455 RMT		Tyler DONOVAN		Suzuki SV 650 -			
IDEAL LAP TIME : 1:45.045		BEST LAP TIME : 1:45.107		DIFFERENCE : 0.062			
LAP	SECTOR 1	SECTOR 2	SECTOR 3	LAP TIME	MPH	DIFF	TIME OF DAY
1 -		48.268	25.346	1:56.364	75.27	11.257	12:22:43.769
2 -	33.844	47.393	25.096	1:46.333	82.38	1.226	12:24:30.102
3 -	33.209	47.340	24.874	1:45.423 (2)	83.09	0.316	12:26:15.525
4 -	33.431	47.195	25.016	1:45.642 (3)	82.92	0.535	12:28:01.167
5 -	33.118	47.053	24.936	1:45.107 (1)	83.34		12:29:46.274
6 -	33.146	47.416	25.328	1:45.890	82.72	0.783	12:31:32.164
7 -	33.197	47.542	25.039	1:45.778	82.81	0.671	12:33:17.942

P20 73 RMT		Esteban LECOQ		Suzuki SV650 SK5 -			
IDEAL LAP TIME : 1:43.934		BEST LAP TIME : 1:44.946		DIFFERENCE : 1.012			
LAP	SECTOR 1	SECTOR 2	SECTOR 3	LAP TIME	MPH	DIFF	TIME OF DAY
1 -		48.578	25.992	1:56.999	74.87	12.053	12:22:44.404
2 -	33.558	47.575	24.950	1:46.083	82.57	1.137	12:24:30.487
3 -	33.045	47.581	25.373	1:45.999	82.64	1.053	12:26:16.486
4 -	33.180	47.890	24.715	1:45.785 (3)	82.80	0.839	12:28:02.271
5 -	32.878	46.341	25.777	1:44.996 (2)	83.43	0.050	12:29:47.267
6 -	33.091	46.767	25.088	1:44.946 (1)	83.46		12:31:32.213
7 -	33.486	47.438	24.989	1:45.913	82.70	0.967	12:33:18.126

Weather / Track : Sunny / Dry

Brands Hatch GP
Circuit Length = 2.4332 miles
Start: 12:20 Flag 12:32 End: 12:34

BMCRC - MRO Championships 2021 - Rnd 4 @ Brands Hatch GP

BMCRC Thunderbike Sport & Rookie Minitwins

RACE 6 - SECTOR ANALYSIS



SECTOR 1 = FL to I1, SECTOR 2 = I1 to I2, SECTOR 3 = I2 to FL, DIFF = Difference To Personal Best Lap, P = Crossed Finish Line in Pit Lane, D = Time Disallowed

P21 140 RMT Luke LAWSON		Suzuki SV650 - Lpl plastering and maintenance					
IDEAL LAP TIME : 1:44.441		BEST LAP TIME : 1:44.789		DIFFERENCE : 0.348			
LAP	SECTOR 1	SECTOR 2	SECTOR 3	LAP TIME	MPH	DIFF	TIME OF DAY
1 -		48.603	25.506	1:57.133	74.78	12.344	12:22:44.538
2 -	33.705	48.126	25.111	1:46.942	81.91	2.153	12:24:31.480
3 -	33.699	47.512	25.169	1:46.380	82.34	1.591	12:26:17.860
4 -	33.113	47.066	24.686	1:44.865 (2)	83.53	0.076	12:28:02.725
5 -	33.101	46.654	25.034	1:44.789 (1)	83.59		12:29:47.514
6 -	33.135	46.703	25.161	1:44.999 (3)	83.42	0.210	12:31:32.513
7 -	33.339	47.471	25.182	1:45.992	82.64	1.203	12:33:18.505

P22 62 RMT James KING		Suzuki SV650 - King and Drury construction					
IDEAL LAP TIME : 1:45.380		BEST LAP TIME : 1:45.649		DIFFERENCE : 0.269			
LAP	SECTOR 1	SECTOR 2	SECTOR 3	LAP TIME	MPH	DIFF	TIME OF DAY
1 -		48.481	25.943	1:56.732	75.04	11.083	12:22:44.137
2 -	33.823	48.089	25.305	1:47.217	81.70	1.568	12:24:31.354
3 -	33.310	47.877	25.268	1:46.455	82.28	0.806	12:26:17.809
4 -	33.218	47.880	25.138	1:46.236	82.45	0.587	12:28:04.045
5 -	33.085	47.356	25.260	1:45.701 (3)	82.87	0.052	12:29:49.746
6 -	33.356	47.172	25.154	1:45.682 (2)	82.88	0.033	12:31:35.428
7 -	33.316	47.157	25.176	1:45.649 (1)	82.91		12:33:21.077

P23 49 R Oli CHAYTOR		Yamaha R6 - PearTree Racing					
IDEAL LAP TIME : 1:45.201		BEST LAP TIME : 1:45.311		DIFFERENCE : 0.110			
LAP	SECTOR 1	SECTOR 2	SECTOR 3	LAP TIME	MPH	DIFF	TIME OF DAY
1 -		49.528	25.369	2:00.206	72.87	14.895	12:22:47.611
2 -	34.219	47.691	25.191	1:47.101	81.79	1.790	12:24:34.712
3 -	34.356	47.500	24.675	1:46.531	82.22	1.220	12:26:21.243
4 -	33.849	47.051	24.621	1:45.521 (2)	83.01	0.210	12:28:06.764
5 -	33.968	47.388	24.731	1:46.087	82.57	0.776	12:29:52.851
6 -	34.206	46.911	24.820	1:45.937 (3)	82.68	0.626	12:31:38.788
7 -	33.929	46.941	24.441	1:45.311 (1)	83.18		12:33:24.099

P24 189 RMT Mark LAWSON		Suzuki SV 650 - Crawfords metal detectors					
IDEAL LAP TIME : 1:46.400		BEST LAP TIME : 1:46.487		DIFFERENCE : 0.087			
LAP	SECTOR 1	SECTOR 2	SECTOR 3	LAP TIME	MPH	DIFF	TIME OF DAY
1 -		48.761	25.449	1:57.424	74.59	10.937	12:22:44.829
2 -	33.797	48.658	25.270	1:47.725	81.31	1.238	12:24:32.554
3 -	33.848	47.781	25.382	1:47.011 (2)	81.85	0.524	12:26:19.565
4 -	33.636	47.635	25.216	1:46.487 (1)	82.26		12:28:06.052
5 -	33.549	48.319	25.576	1:47.444 (3)	81.52	0.957	12:29:53.496
6 -	34.821	48.547	25.671	1:49.039	80.33	2.552	12:31:42.535
7 -	34.156	48.398	25.549	1:48.103	81.03	1.616	12:33:30.638

P25 192 RMT Richard MOFFA		Suzuki SV650 -					
IDEAL LAP TIME : 1:45.881		BEST LAP TIME : 1:46.941		DIFFERENCE : 1.060			
LAP	SECTOR 1	SECTOR 2	SECTOR 3	LAP TIME	MPH	DIFF	TIME OF DAY
1 -		49.456	25.777	1:58.785	73.74	11.844	12:22:46.190
2 -	34.129	48.418	25.593	1:48.140	81.00	1.199	12:24:34.330
3 -	34.338	48.378	26.053	1:48.769	80.53	1.828	12:26:23.099
4 -	34.174	47.038	25.984	1:47.196 (2)	81.71	0.255	12:28:10.295
5 -	35.000	47.739	25.168	1:47.907	81.17	0.966	12:29:58.202
6 -	33.960	48.069	25.516	1:47.545 (3)	81.45	0.604	12:31:45.747
7 -	33.675	47.778	25.488	1:46.941 (1)	81.91		12:33:32.688

Weather / Track : Sunny / Dry

Brands Hatch GP
Circuit Length = 2.4332 miles
Start: 12:20 Flag 12:32 End: 12:34

BMCRC - MRO Championships 2021 - Rnd 4 @ Brands Hatch GP

BMCRC Thunderbike Sport & Rookie Minitwins

RACE 6 - SECTOR ANALYSIS



SECTOR 1 = FL to I1, SECTOR 2 = I1 to I2, SECTOR 3 = I2 to FL, DIFF = Difference To Personal Best Lap, P = Crossed Finish Line in Pit Lane, D = Time Disallowed

P26 139 R		Rob MARLEY		Honda CBR600F3 - PearTree Racing			
IDEAL LAP TIME : 1:46.214		BEST LAP TIME : 1:46.214		DIFFERENCE : 0.000			
LAP	SECTOR 1	SECTOR 2	SECTOR 3	LAP TIME	MPH	DIFF	TIME OF DAY
1 -		50.142	25.223	2:01.106	72.33	14.892	12:22:48.511
2 -	34.882	48.759	25.191	1:48.832	80.48	2.618	12:24:37.343
3 -	34.671	47.992	24.882	1:47.545 (3)	81.45	1.331	12:26:24.888
4 -	33.863	47.694	24.657	1:46.214 (1)	82.47		12:28:11.102
5 -	35.166	48.374	24.898	1:48.438	80.78	2.224	12:29:59.540
6 -	35.490	47.789	24.750	1:48.029	81.08	1.815	12:31:47.569
7 -	34.394	47.844	24.712	1:46.950 (2)	81.90	0.736	12:33:34.519

P27 23		Claire BECKETT		Suzuki SV650 - P Sheils & Sons			
IDEAL LAP TIME : 1:47.579		BEST LAP TIME : 1:47.831		DIFFERENCE : 0.252			
LAP	SECTOR 1	SECTOR 2	SECTOR 3	LAP TIME	MPH	DIFF	TIME OF DAY
1 -		48.919	25.368	1:57.631	74.46	9.800	12:22:45.036
2 -	34.367	48.140	25.324	1:47.831 (1)	81.23		12:24:32.867
3 -	34.503	47.928	25.512	1:47.943 (2)	81.15	0.112	12:26:20.810
4 -	34.327	48.000	25.617	1:47.944 (3)	81.15	0.113	12:28:08.754
5 -	34.356	48.272	25.780	1:48.408	80.80	0.577	12:29:57.162
6 -	34.424	49.266	25.613	1:49.303	80.14	1.472	12:31:46.465
7 -	34.475	48.240	25.544	1:48.259	80.91	0.428	12:33:34.724

P28 919 RMT		Andrew BELLIS		Suzuki SV 650 - Cunco Ltd			
IDEAL LAP TIME : 1:47.978		BEST LAP TIME : 1:47.978		DIFFERENCE : 0.000			
LAP	SECTOR 1	SECTOR 2	SECTOR 3	LAP TIME	MPH	DIFF	TIME OF DAY
1 -		50.481	26.006	2:00.293	72.82	12.315	12:22:47.698
2 -	34.584	49.267	25.874	1:49.725 (3)	79.83	1.747	12:24:37.423
3 -	34.781	49.564	25.853	1:50.198	79.49	2.220	12:26:27.621
4 -	35.036	50.268	26.290	1:51.594	78.49	3.616	12:28:19.215
5 -	34.791	49.547	25.776	1:50.114	79.55	2.136	12:30:09.329
6 -	33.848	49.116	25.684	1:48.648 (2)	80.62	0.670	12:31:57.977
7 -	33.714	48.654	25.610	1:47.978 (1)	81.12		12:33:45.955

P29 101		Glen TRIPP		Honda CBR 600FW - yaki too racing			
IDEAL LAP TIME : 1:49.365		BEST LAP TIME : 1:49.694		DIFFERENCE : 0.329			
LAP	SECTOR 1	SECTOR 2	SECTOR 3	LAP TIME	MPH	DIFF	TIME OF DAY
1 -		50.519	25.985	2:02.761	71.35	13.067	12:22:50.166
2 -	36.469	49.653	26.472	1:52.594	77.80	2.900	12:24:42.760
3 -	36.006	50.491	26.033	1:52.530	77.84	2.836	12:26:35.290
4 -	35.561	49.848	25.869	1:51.278	78.72	1.584	12:28:26.568
5 -	36.375	49.206	25.598	1:51.179 (3)	78.79	1.485	12:30:17.747
6 -	35.144	49.475	25.443	1:50.062 (2)	79.59	0.368	12:32:07.809
7 -	35.473	49.132	25.089	1:49.694 (1)	79.85		12:33:57.503

P30 29 RMT		Hayden KILLWORTH		Suzuki SV650 - BK Racing			
IDEAL LAP TIME : 1:50.852		BEST LAP TIME : 1:51.538		DIFFERENCE : 0.686			
LAP	SECTOR 1	SECTOR 2	SECTOR 3	LAP TIME	MPH	DIFF	TIME OF DAY
1 -		51.397	26.756	2:03.966	70.66	12.428	12:22:51.371
2 -	35.596	49.920	26.674	1:52.190	78.08	0.652	12:24:43.561
3 -	35.609	50.380	26.605	1:52.594	77.80	1.056	12:26:36.155
4 -	35.222	49.896	26.420	1:51.538 (1)	78.53		12:28:27.693
5 -	35.817	49.736	26.387	1:51.940 (3)	78.25	0.402	12:30:19.633
6 -	34.729	50.051	26.785	1:51.565 (2)	78.51	0.027	12:32:11.198

Weather / Track : Sunny / Dry

Brands Hatch GP

Circuit Length = 2.4332 miles

Start: 12:20 Flag 12:32 End: 12:34

BMCRC - MRO Championships 2021 - Rnd 4 @ Brands Hatch GP

BMCRC Thunderbike Sport & Rookie Minitwins

RACE 6 - SECTOR ANALYSIS



SECTOR 1 = FL to I1, SECTOR 2 = I1 to I2, SECTOR 3 = I2 to FL, DIFF = Difference To Personal Best Lap, P = Crossed Finish Line in Pit Lane, D = Time Disallowed

P31 138 RMT		Craig JARMIN		Suzuki SV650 - BK Racing			
IDEAL LAP TIME : 1:52.805		BEST LAP TIME : 1:53.017		DIFFERENCE : 0.212			
LAP	SECTOR 1	SECTOR 2	SECTOR 3	LAP TIME	MPH	DIFF	TIME OF DAY
1 -		51.414	26.708	2:04.728	70.23	11.711	12:22:52.133
2 -	36.057	50.614	26.573	1:53.244 (3)	77.35	0.227	12:24:45.377
3 -	36.092	50.477	26.630	1:53.199 (2)	77.38	0.182	12:26:38.576
4 -	36.008	50.224	26.785	1:53.017 (1)	77.50		12:28:31.593
5 -	36.183	50.621	26.955	1:53.759	77.00	0.742	12:30:25.352
6 -	36.248	51.105	27.377	1:54.730	76.35	1.713	12:32:20.082

P32 116 RMT		Gareth FAITH		Suzuki SV650 - Sitramoto			
IDEAL LAP TIME : 1:56.093		BEST LAP TIME : 1:56.457		DIFFERENCE : 0.364			
LAP	SECTOR 1	SECTOR 2	SECTOR 3	LAP TIME	MPH	DIFF	TIME OF DAY
1 -		53.101	26.671	2:06.686	69.14	10.229	12:22:54.091
2 -	36.450	52.972	27.035	1:56.457 (1)	75.21		12:24:50.548
3 -	37.089	53.603	27.391	1:58.083 (3)	74.18	1.626	12:26:48.631
4 -	37.046	53.754	27.478	1:58.278	74.06	1.821	12:28:46.909
5 -	37.460	53.260	27.818	1:58.538	73.89	2.081	12:30:45.447
6 -	37.250	53.142	27.291	1:57.683 (2)	74.43	1.226	12:32:43.130

P33 94 RMT		Rebecca HOUGHTON		Suzuki SV650 -			
IDEAL LAP TIME : 1:58.073		BEST LAP TIME : 1:59.029		DIFFERENCE : 0.956			
LAP	SECTOR 1	SECTOR 2	SECTOR 3	LAP TIME	MPH	DIFF	TIME OF DAY
1 -		54.703	27.630	2:10.252	67.25	11.223	12:22:57.657
2 -	37.930	54.728	27.924	2:00.582	72.64	1.553	12:24:58.239
3 -	37.626	55.702	27.228	2:00.556	72.66	1.527	12:26:58.795
4 -	37.195	54.297	27.537	1:59.029 (1)	73.59		12:28:57.824
5 -	37.928	54.504	28.064	2:00.496 (3)	72.69	1.467	12:30:58.320
6 -	37.861	53.650	27.548	1:59.059 (2)	73.57	0.030	12:32:57.379

P34 193 RMT		Tony BOTTO		Suzuki SV 650 - TB Motorcycles			
IDEAL LAP TIME : 1:47.178		BEST LAP TIME : 1:47.200		DIFFERENCE : 0.022			
LAP	SECTOR 1	SECTOR 2	SECTOR 3	LAP TIME	MPH	DIFF	TIME OF DAY
1 -		49.419	25.405	1:58.170	74.12	10.970	12:22:45.575
2 -	34.192	48.663	25.526	1:48.381 (2)	80.82	1.181	12:24:33.956
3 -	34.834	48.878	25.547	1:49.259 (3)	80.17	2.059	12:26:23.215
4 -	33.923	47.850	25.427	1:47.200 (1)	81.71		12:28:10.415

P35 37		Ricky WOODS		Suzuki GSXR 600 - KTS Vehicle Repairs			
IDEAL LAP TIME : 1:48.057		BEST LAP TIME : 1:48.504		DIFFERENCE : 0.447			
LAP	SECTOR 1	SECTOR 2	SECTOR 3	LAP TIME	MPH	DIFF	TIME OF DAY
1 -		50.366	25.723	2:00.125 (3)	72.92	11.621	12:22:47.530
2 -	33.755	48.758	25.991	1:48.504 (1)	80.73		12:24:36.034
3 -	34.471	48.579	25.935	1:48.985 (2)	80.37	0.481	12:26:25.019

P36 260 R		Greg PYMM		Kawasaki ER6 -			
IDEAL LAP TIME :		BEST LAP TIME : 2:01.965		DIFFERENCE :			
LAP	SECTOR 1	SECTOR 2	SECTOR 3	LAP TIME	MPH	DIFF	TIME OF DAY
1 -		50.638	26.568	2:01.965 (1)	71.82		12:22:49.370

BMCRC - MRO Championships 2021 - Rnd 4 @ Brands Hatch GP

BMCRC Thunderbike Sport & Rookie Minitwins

RACE 6 - BEST SECTORS

SECTOR 1			SECTOR 2			SECTOR 3			IDEAL / BEST COMPARISON						
POS	NO	NAME	TIME	NO	NAME	TIME	NO	NAME	TIME	POS	NO	NAME	IDEAL	BEST	DIFF
													PERFECT LAP	1:36.003	
1	52	FRICKER	30.412	52	FRICKER	42.698	624	FEDRICK	22.893	1	52	FRICKER	1:36.051	1:36.504	0.453
2	961	SIM	30.422	961	SIM	43.020	52	FRICKER	22.941	2	961	SIM	1:36.424	1:36.545	0.121
3	54	JAMISON	30.628	624	FEDRICK	43.142	961	SIM	22.982	3	624	FEDRICK	1:36.830	1:37.410	0.580
4	624	FEDRICK	30.795	54	JAMISON	43.153	54	JAMISON	23.181	4	54	JAMISON	1:36.962	1:37.243	0.281
5	32	WILLIAMS	31.657	351	DIGBY-BAKER	44.349	84	BRANCO	23.432	5	32	WILLIAMS	1:40.236	1:40.628	0.392
6	48	WALLIS	31.945	84	BRANCO	44.925	48	WALLIS	23.508	6	351	DIGBY-BAKER	1:40.278	1:40.301	0.023
7	351	DIGBY-BAKER	32.096	32	WILLIAMS	45.007	32	WILLIAMS	23.572	7	84	BRANCO	1:40.467	1:40.644	0.177
8	84	BRANCO	32.110	48	WALLIS	45.073	351	DIGBY-BAKER	23.833	8	48	WALLIS	1:40.526	1:40.909	0.383
9	22	MAY	32.148	22	MAY	45.402	513	ROMERO	23.859	9	22	MAY	1:41.480	1:41.632	0.152
10	166	BAKER	32.151	63	PERFITT	45.408	80	LANE	23.873	10	63	PERFITT	1:42.217	1:42.413	0.196
11	63	PERFITT	32.316	166	BAKER	45.895	22	MAY	23.930	11	166	BAKER	1:42.493	1:42.613	0.120
12	513	ROMERO	32.604	50	ROBSON	46.109	168	DALRYMPLE	24.167	12	513	ROMERO	1:42.781	1:43.236	0.455
13	234	FLUX	32.630	234	FLUX	46.185	333	STUBBERFIELD	24.332	13	80	LANE	1:43.160	1:43.760	0.600
14	123	FORSYTH	32.632	80	LANE	46.297	49	CHAYTOR	24.441	14	50	ROBSON	1:43.380	1:43.494	0.114
15	333	STUBBERFIELD	32.664	513	ROMERO	46.318	166	BAKER	24.447	15	234	FLUX	1:43.480	1:43.607	0.127
16	50	ROBSON	32.750	73	LECOQ	46.341	63	PERFITT	24.493	16	333	STUBBERFIELD	1:43.584	1:44.320	0.736
17	73	LECOQ	32.878	333	STUBBERFIELD	46.588	50	ROBSON	24.521	17	168	DALRYMPLE	1:43.734	1:44.491	0.757
18	168	DALRYMPLE	32.920	123	FORSYTH	46.623	139	MARLEY	24.657	18	73	LECOQ	1:43.934	1:44.946	1.012
19	80	LANE	32.990	168	DALRYMPLE	46.647	234	FLUX	24.665	19	123	FORSYTH	1:44.116	1:44.316	0.200
20	62	KING	33.085	140	LAWSON	46.654	140	LAWSON	24.686	20	140	LAWSON	1:44.441	1:44.789	0.348
21	140	LAWSON	33.101	49	CHAYTOR	46.911	73	LECOQ	24.715	21	455	DONOVAN	1:45.045	1:45.107	0.062
22	455	DONOVAN	33.118	192	MOFFA	47.038	123	FORSYTH	24.861	22	49	CHAYTOR	1:45.201	1:45.311	0.110
23	189	LAWSON	33.549	455	DONOVAN	47.053	455	DONOVAN	24.874	23	62	KING	1:45.380	1:45.649	0.269
24	192	MOFFA	33.675	62	KING	47.157	101	TRIPP	25.089	24	192	MOFFA	1:45.881	1:46.941	1.060
25	919	BELLIS	33.714	189	LAWSON	47.635	62	KING	25.138	25	139	MARLEY	1:46.214	1:46.214	0.000
26	37	WOODS	33.755	139	MARLEY	47.694	192	MOFFA	25.168	26	189	LAWSON	1:46.400	1:46.487	0.087
27	49	CHAYTOR	33.849	193	BOTTO	47.850	189	LAWSON	25.216	27	193	BOTTO	1:47.178	1:47.200	0.022
28	139	MARLEY	33.863	23	BECKETT	47.928	23	BECKETT	25.324	28	23	BECKETT	1:47.579	1:47.831	0.252
29	193	BOTTO	33.923	37	WOODS	48.579	193	BOTTO	25.405	29	919	BELLIS	1:47.978	1:47.978	0.000
30	23	BECKETT	34.327	919	BELLIS	48.654	919	BELLIS	25.610	30	37	WOODS	1:48.057	1:48.504	0.447
31	29	KILLWORTH	34.729	101	TRIPP	49.132	37	WOODS	25.723	31	101	TRIPP	1:49.365	1:49.694	0.329
32	101	TRIPP	35.144	29	KILLWORTH	49.736	29	KILLWORTH	26.387	32	29	KILLWORTH	1:50.852	1:51.538	0.686
33	138	JARMIN	36.008	138	JARMIN	50.224	260	PYMM	26.568	33	138	JARMIN	1:52.805	1:53.017	0.212
34	116	FAITH	36.450	260	PYMM	50.638	138	JARMIN	26.573	34	116	FAITH	1:56.093	1:56.457	0.364
35	94	HOUGHTON	37.195	116	FAITH	52.972	116	FAITH	26.671	35	94	HOUGHTON	1:58.073	1:59.029	0.956
36				94	HOUGHTON	53.650	94	HOUGHTON	27.228	36	260	PYMM		2:01.965	
37															

Weather / Track : Sunny / Dry

Brands Hatch GP

Circuit Length = 2.4332 miles

Start: 12:20 Flag 12:32 End: 12:34

Results can be found at www.tsl-timing.com

Printed - 12:34 Sunday, 18 July 2021

BMCRC - MRO Championships 2021 - Rnd 4 @ Brands Hatch GP

BMCRC Thunderbike Sport & Rookie Minitwins

RACE 6 - STATISTICS

Competitors Started 36
Planned Start 2021-07-18 @ 12:20:00.000
Actual Start 2021-07-18 @ 12:20:47.404
Finish Time 2021-07-18 @ 12:32:09.359
Track Length 2.4332mi.
Total Laps 235
Total Distance Covered 571.8230mi.

Session Fastest Lap History

NO	CL	NAME	LAP TIME	TIME OF DAY	LAP	VEHICLE
961		Jack SIM	1:41.404	12:22:28.821	1	Yamaha R6
961		Jack SIM	1:36.636	12:24:05.458	2	Yamaha R6
52		Elliot FRICKER	1:36.504	12:24:05.959	2	Honda CBR600

Session Leader History

NO	CL	NAME	FROM LAP	LAPS LED	DISTANCE	VEHICLE
961		Jack SIM	1	7	17.03 miles	Yamaha R6

Flag History

TYPE	TIME OF DAY
GREEN	12:20:47.404
FINISH	12:32:09.359

Flag Statistics

TYPE	COUNT	TOTAL LAPS	TOTAL TIME
Green	1	7	13:13.577
Red	0	0	0.000
Safety Car	0	0	0.000
FCY	0	0	0.000

BMCRC - MRO Championships 2021 - Rnd 4 @ Brands Hatch GP

BMCRC Thunderbike Sport & Rookie Minitwins

RACE 6 - STATISTICS

CLASS :

12 Starters

Fastest Lap History

NO	NAME	LAP TIME	TIME OF DAY	LAP	VEHICLE
961	Jack SIM	1:41.404	12:22:28.821	1	Yamaha R6
961	Jack SIM	1:36.636	12:24:05.458	2	Yamaha R6
52	Elliot FRICKER	1:36.504	12:24:05.959	2	Honda CBR600

Leader History

NO	NAME	FROM LAP	LAPS LED	DISTANCE	VEHICLE
961	Jack SIM	1	7	17.03 miles	Yamaha R6

BMCRC - MRO Championships 2021 - Rnd 4 @ Brands Hatch GP

BMCRC Thunderbike Sport & Rookie Minitwins

RACE 6 - STATISTICS

CLASS : R

8 Starters

Fastest Lap History

NO	NAME	LAP TIME	TIME OF DAY	LAP	VEHICLE
513	Pablo ROMERO	1:50.525	12:22:37.959	1	Suzuki GSXR600
32	Jack WILLIAMS	1:41.274	12:24:19.648	2	Honda CBR600
32	Jack WILLIAMS	1:40.628	12:31:05.612	6	Honda CBR600

Leader History

NO	NAME	FROM LAP	LAPS LED	DISTANCE	VEHICLE
513	Pablo ROMERO	1	1	2.43 miles	Suzuki GSXR600
32	Jack WILLIAMS	2	6	14.59 miles	Honda CBR600

BMCRC - MRO Championships 2021 - Rnd 4 @ Brands Hatch GP

BMCRC Thunderbike Sport & Rookie Minitwins

RACE 6 - STATISTICS

CLASS : RMT

16 Starters

Fastest Lap History

NO	NAME	LAP TIME	TIME OF DAY	LAP	VEHICLE
63	Stephen PERFITT	1:49.760	12:22:37.185	1	Suzuki SV650
63	Stephen PERFITT	1:43.506	12:24:20.688	2	Suzuki SV650
166	Nicholas BAKER	1:43.354	12:24:21.001	2	Suzuki SV650
63	Stephen PERFITT	1:42.413	12:26:03.102	3	Suzuki SV650

Leader History

NO	NAME	FROM LAP	LAPS LED	DISTANCE	VEHICLE
63	Stephen PERFITT	1	7	17.03 miles	Suzuki SV650

BMCRC - MRO Championships 2021 - Rnd 4 @ Brands Hatch GP



BMCRC Thunderbike Sport & Rookie Minitwins

RACE 16 - GRID (7 Laps)

ROW 14				40	966 Paul LEE		
ROW 13		39	228 Liam McCARTER	38	25 Harrison DAY	37	333 Mark STUBBERFIELD
ROW 12	36	50 Paul ROBSON	35	513 Pablo ROMERO	34	624 Matthew FEDRICK	
ROW 11		33	81 Malvern MAY	32	260 Greg PYMM	31	94 Rebecca HOUGHTON
ROW 10	30	116 Gareth FAITH	29	138 Craig JARMIN	28	29 Hayden KILLWORTH	
ROW 9		27	101 Glen TRIPP	26	37 Ricky WOODS	25	919 Andrew BELLIS
ROW 8	24	23 Claire BECKETT	23	193 Tony BOTTO	22	192 Richard MOFFA	
ROW 7		21	189 Mark LAWSON	20	139 Rob MARLEY	19	62 James KING
ROW 6	18	49 Oli CHAYTOR	17	455 Tyler DONOVAN	16	73 Esteban LECOQ	
ROW 5		15	140 Luke LAWSON	14	168 Aaron DALRYMPLE	13	123 Adam FORSYTH
ROW 4	12	80 Stephen LANE	11	234 Andrew FLUX	10	166 Nicholas BAKER	
ROW 3		9	63 Stephen PERFITT	8	22 Matthew MAY	7	48 Shaun WALLIS
ROW 2	6	84 Ricardo BRANCO	5	32 Jack WILLIAMS	4	351 Sam DIGBY-BAKER	
ROW 1		3	54 Adam JAMISON	2	961 Jack SIM	1	52 Elliot FRICKER
							Pole

Brands Hatch GP

Circuit Length = 2.4332 miles

These results are provisional until the conclusion of any judicial and technical matters.

Clerk Of Course :	Stewards :	Timekeeper : Craig Smith
-------------------	------------	--------------------------

Results can be found at www.tsl-timing.com

Printed - 13:11 Sunday, 18 July 2021



BMCRC - MRO Championships 2021 - Rnd 4 @ Brands Hatch GP



BMCRC Thunderbike Sport & Rookie Minitwins

RACE 16 - CLASSIFICATION

POS	NO	CL	PIC NAME	ENTRY	LAPS	TIME	GAP	DIFF	MPH	BEST	ON
1	961		1 Jack SIM	Yamaha R6 - Platform Lift Engineers Ltd	6	9:47.773			89.42	1:36.447	5
2	84		2 Ricardo BRANCO	Yamaha R6 - IMP Racing	6	10:11.873	24.100	24.100	85.89	1:39.914	6
3	624		3 Matthew FEDRICK	Yamaha R6 - Matthew Fedrick farriers ltd/ Palmer Ra	6	10:11.907	24.134	0.034	85.89	1:38.907	3
4	48		4 Shaun WALLIS	Yamaha R6 - MBC Despatch Racing	6	10:13.883	26.110	1.976	85.61	1:40.357	2
5	351		5 Sam DIGBY-BAKER	Yamaha R6 -	6	10:14.815	27.042	0.932	85.48	1:40.610	4
6	22		6 Matthew MAY	Honda CBR600F3 - Late Breakers	6	10:15.333	27.560	0.518	85.41	1:40.724	4
7	81		7 Malvern MAY	Honda CBR600RR -	6	10:17.125	29.352	1.792	85.16	1:40.109	5
8	32	R	1 Jack WILLIAMS	Honda CBR600 -	6	10:22.864	35.091	5.739	84.38	1:41.894	3
9	166	RMT	1 Nicholas BAKER	Suzuki SV650 - K66	6	10:31.414	43.641	8.550	83.24	1:42.502	3
10	63	RMT	2 Stephen PERFITT	Suzuki SV650 - PKP Services Ltd	6	10:33.868	46.095	2.454	82.91	1:44.324	3
11	123	RMT	3 Adam FORSYTH	Suzuki SV650 - Rock Oil	6	10:34.201	46.428	0.333	82.87	1:44.156	3
12	333	R	2 Mark STUBBERFIELD	Yamaha R6 - Polished concrete London	6	10:46.428	58.655	12.227	81.30	1:44.759	2
13	513	R	3 Pablo ROMERO	Suzuki GSXR600 - The Sausage Racing Team	6	10:46.604	58.831	0.176	81.28	1:44.841	4
14	140	RMT	4 Luke LAWSON	Suzuki SV650 - Lpl plastering and maintenance	6	10:47.940	1:00.167	1.336	81.11	1:45.628	6
15	455	RMT	5 Tyler DONOVAN	Suzuki SV 650 -	6	10:48.622	1:00.849	0.682	81.03	1:45.378	2
16	62	RMT	6 James KING	Suzuki SV650 - King and Drury construction	6	10:53.600	1:05.827	4.978	80.41	1:46.667	2
17	139	R	4 Rob MARLEY	Honda CBR600F3 - PearTree Racing	6	11:07.233	1:19.460	13.633	78.77	1:48.194	4
18	192	RMT	7 Richard MOFFA	Suzuki SV650 -	6	11:08.125	1:20.352	0.892	78.66	1:48.243	5
19	23		8 Claire BECKETT	Suzuki SV650 - P Sheils & Sons	6	11:08.571	1:20.798	0.446	78.61	1:48.572	4
20	919	RMT	8 Andrew BELLIS	Suzuki SV 650 - Cunco Ltd	6	11:08.884	1:21.111	0.313	78.57	1:47.547	6
21	37		9 Ricky WOODS	Suzuki GSXR 600 - KTS Vehicle Repairs	6	11:11.030	1:23.257	2.146	78.32	1:49.875	6
22	189	RMT	9 Mark LAWSON	Suzuki SV 650 - Crawfords metal detectors	6	11:11.525	1:23.752	0.495	78.26	1:49.848	6
23	193	RMT	10 Tony BOTTO	Suzuki SV 650 - TB Motorcycles	6	11:15.249	1:27.476	3.724	77.83	1:48.838	4
24	29	RMT	11 Hayden KILLWORTH	Suzuki SV650 - BK Racing	6	11:19.129	1:31.356	3.880	77.39	1:50.699	6
25	101		10 Glen TRIPP	Honda CBR 600FW - yaki too racing	6	11:30.638	1:42.865	11.509	76.10	1:51.539	6
26	260	R	5 Greg PYMM	Kawasaki ER6 -	6	11:36.665	1:48.892	6.027	75.44	1:53.402	5
27	138	RMT	12 Craig JARMIN	Suzuki SV650 - BK Racing	6	11:41.995	1:54.222	5.330	74.87	1:53.780	4
28	116	RMT	13 Gareth FAITH	Suzuki SV650 - Sitramoto	5	10:06.480	1 Lap	1 Lap	72.21	1:58.695	2
29	94	RMT	14 Rebecca HOUGHTON	Suzuki SV650 -	5	10:25.582	1 Lap	19.102	70.01	2:02.531	2

NOT CLASSIFIED

DNF	52		Elliot FRICKER	Honda CBR600 - Petwise.org, S&S, Ride in Bike Ty	4	6:33.695	2 Laps	1 Lap	89.00	1:37.138	4
DNF	80	R	Stephen LANE	Kawasaki ZX6R -	4	7:06.850	2 Laps	33.155	82.08	1:44.615	3
DNF	234	RMT	Andrew FLUX	Suzuki SV650 - Mach 1 Automotive LTD	4	7:07.727	2 Laps	0.877	81.91	1:43.825	2
DNF	73	RMT	Esteban LECOQ	Suzuki SV650 SK5 -	2	3:37.891	4 Laps	2 Laps	80.40	1:44.283	2
DNF	168	R	Aaron DALRYMPLE	Suzuki GSXR 600 -	2	3:38.681	4 Laps	0.790	80.11	1:44.493	2
DNF	25		Harrison DAY	Honda CBR 600 -	2	3:54.601	4 Laps	15.920	74.67	1:51.766	2
DNF	54		Adam JAMISON	Yamaha R6 - Team AJR	1	1:43.690	5 Laps	1 Lap	84.48	1:43.690	1

FASTEST LAP

961		Jack SIM	Yamaha R6 - Platform Lift Engineers Ltd	5	1:36.447	90.82 mph	146.16 kph
32	R	Jack WILLIAMS	Honda CBR600 -	3	1:41.894	85.97 mph	138.35 kph
166	RMT	Nicholas BAKER	Suzuki SV650 - K66	3	1:42.502	85.46 mph	137.53 kph

Class - 92.5% of Race Speed = 82.71 mph
 Class R - 92.5% of Race Speed = 78.05 mph
 Class RMT - 92.5% of Race Speed = 76.99 mph

Brands Hatch GP: 2.4332 miles

Race Distance: 6 Laps / 14.59 miles

Start: 16:40 Flag 16:49 End: 16:51

Weather / Track : Sunny / Dry

These results are provisional until the conclusion of any judicial and technical matters.

Clerk Of Course :	Stewards :	Timekeeper : Craig Smith
-------------------	------------	--------------------------

Results can be found at www.tsl-timing.com

Printed - 16:52 Sunday, 18 July 2021



BMCRC - MRO Championships 2021 - Rnd 4 @ Brands Hatch GP

BMCRC Thunderbike Sport & Rookie Minitwins

RACE 16 - LAP CHART

LAP 1 @ 16:41:51.127

NO	BEHIND	LAP TIME
961		1:41.973
52	0.264	1:42.237
54	1.717	1:43.690
84	4.620	1:46.593
48	5.890	1:47.863
22	6.550	1:48.523
351	6.795	1:48.768
32	7.624	1:49.597
63	8.683	1:50.656
123	8.913	1:50.886
166	9.069	1:51.042
81	9.120	1:51.093
624	9.423	1:51.396
80	9.892	1:51.865
73	11.635	1:53.608
234	11.894	1:53.867
168	12.215	1:54.188
455	13.014	1:54.987
140	13.584	1:55.557
62	14.596	1:56.569
513	15.458	1:57.431
37	15.512	1:57.485
23	15.707	1:57.680
189	16.194	1:58.167
333	16.485	1:58.458
193	17.615	1:59.588
139	18.448	2:00.421
192	19.128	2:01.101
919	19.582	2:01.555
29	20.341	2:02.314
25	20.862	2:02.835
138	21.751	2:03.724
260	21.843	2:03.816
101	22.513	2:04.486
116	24.960	2:06.933
94	27.732	2:09.705

LAP 2 @ 16:43:28.044

NO	BEHIND	LAP TIME
961		1:36.917
52	0.520	1:37.173
84	9.023	1:41.320
48	9.330	1:40.357
22	11.064	1:41.431
351	11.187	1:41.309
624	12.774	1:40.268
32	13.330	1:42.623
81	15.375	1:43.172
63	16.257	1:44.491
166	16.372	1:44.220
123	16.728	1:44.732
80	18.727	1:45.752
234	18.802	1:43.825
73	19.001	1:44.283
168	19.791	1:44.493
455	21.475	1:45.378
140	23.365	1:46.698
513	24.193	1:45.652
333	24.327	1:44.759
62	24.346	1:46.667
37	29.305	1:50.710
23	29.432	1:50.642

189	29.572	1:50.295
139	31.952	1:50.421
193	32.696	1:51.998
192	33.158	1:50.947
919	33.459	1:50.794
29	34.939	1:51.515
25	35.711	1:51.766
260	39.469	1:54.543
138	40.068	1:55.234
101	40.221	1:54.625
116	46.738	1:58.695
94	53.346	2:02.531

LAP 3 @ 16:45:04.805

NO	BEHIND	LAP TIME
961		1:36.761
52	0.906	1:37.147
84	13.430	1:41.168
48	13.627	1:41.058
624	14.920	1:38.907
22	15.303	1:41.000
351	15.722	1:41.296
32	18.463	1:41.894
81	19.629	1:41.015
166	22.113	1:42.502
63	23.820	1:44.324
123	24.123	1:44.156
80	26.581	1:44.615
234	27.080	1:45.039
455	31.338	1:46.624
333	33.123	1:45.557
513	33.569	1:46.137
140	34.364	1:47.760
62	35.424	1:47.839
23	44.327	1:51.656
37	44.579	1:52.035
189	45.731	1:52.920
139	45.962	1:50.771
192	46.077	1:49.680
919	48.233	1:51.535
193	48.523	1:52.588
29	50.242	1:52.064
260	58.107	1:55.399
101	58.431	1:54.971
138	59.320	1:56.013
116	1:11.613	2:01.636
94	1:19.461	2:02.876

LAP 4 @ 16:46:41.512

NO	BEHIND	LAP TIME
961		1:36.707
52	1.337	1:37.138
84	17.931	1:41.208
48	18.254	1:41.334
624	18.402	1:40.189
22	19.320	1:40.724
351	19.625	1:40.610
81	23.856	1:40.934
32	24.135	1:42.379
166	28.774	1:43.368
63	31.751	1:44.638
123	32.019	1:44.603
80	34.492	1:44.618
234	35.369	1:44.996

455	40.955	1:46.324
333	41.414	1:44.998
513	41.703	1:44.841
140	43.969	1:46.312
62	45.667	1:46.950
23	56.192	1:48.572
139	57.449	1:48.194
192	58.696	1:49.326
37	58.753	1:50.881
189	59.256	1:50.232
919	1:00.472	1:48.946
193	1:00.654	1:48.838
29	1:04.715	1:51.180
101	1:14.758	1:53.034
260	1:15.947	1:54.547
138	1:16.393	1:53.780
116	1:34.409	1:59.503

LAP 5 @ 16:48:17.959

NO	BEHIND	LAP TIME
961		1:36.447
94	1 Lap	2:03.367
84	23.154	1:41.670
624	23.199	1:41.244
22	24.230	1:41.357
48	24.340	1:42.533
351	24.491	1:41.313
81	27.518	1:40.109
32	30.906	1:43.218
166	37.409	1:45.082
63	40.275	1:44.971
123	40.523	1:44.951
333	51.638	1:46.671
455	52.111	1:47.603
513	52.287	1:47.031
140	53.507	1:45.985
62	56.427	1:47.207
23	1:09.736	1:49.991
139	1:09.752	1:48.750
192	1:10.492	1:48.243
37	1:12.350	1:50.044
919	1:12.532	1:48.507
189	1:12.872	1:50.063
193	1:15.062	1:50.855
29	1:19.625	1:51.357
101	1:30.294	1:51.983
260	1:32.902	1:53.402
138	1:33.753	1:53.807

LAP 6 @ 16:49:56.927

NO	BEHIND	LAP TIME
961		1:38.968
116	1 Lap	1:59.713
84	24.100	1:39.914
624	24.134	1:39.903
48	26.110	1:40.738
351	27.042	1:41.519
22	27.560	1:42.298
81	29.352	1:40.802
32	35.091	1:43.153
94	1 Lap	2:07.103
166	43.641	1:45.200
63	46.095	1:44.788
123	46.428	1:44.873

Brands Hatch GP

Circuit Length = 2.4332 miles

Start: 16:40 Flag 16:49 End: 16:51

Weather / Track : Sunny / Dry

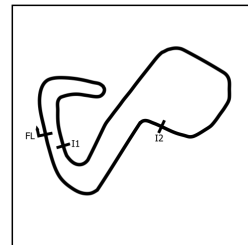
Results can be found at www.tsl-timing.com

Printed - 16:52 Sunday, 18 July 2021

BMCRC - MRO Championships 2021 - Rnd 4 @ Brands Hatch GP

BMCRC Thunderbike Sport & Rookie Minitwins

RACE 16 - SECTOR ANALYSIS



SECTOR 1 = FL to I1, SECTOR 2 = I1 to I2, SECTOR 3 = I2 to FL, DIFF = Difference To Personal Best Lap, P = Crossed Finish Line in Pit Lane, D = Time Disallowed

P1 961		Jack SIM		Yamaha R6 - Platform Lift Engineers Ltd			
IDEAL LAP TIME : 1:36.439		BEST LAP TIME : 1:36.447		DIFFERENCE : 0.008			
LAP	SECTOR 1	SECTOR 2	SECTOR 3	LAP TIME	MPH	DIFF	TIME OF DAY
1 -		43.471	23.080	1:41.973	85.90	5.526	16:41:51.127
2 -	30.593	43.365	22.959	1:36.917	90.38	0.470	16:43:28.044
3 -	30.371	43.365	23.025	1:36.761 (3)	90.53	0.314	16:45:04.805
4 -	30.388	43.192	23.127	1:36.707 (2)	90.58	0.260	16:46:41.512
5 -	30.350	43.200	22.897	1:36.447 (1)	90.82		16:48:17.959
6 -	31.379	44.172	23.417	1:38.968	88.51	2.521	16:49:56.927

P2 84		Ricardo BRANCO		Yamaha R6 - IMP Racing			
IDEAL LAP TIME : 1:39.914		BEST LAP TIME : 1:39.914		DIFFERENCE : 0.000			
LAP	SECTOR 1	SECTOR 2	SECTOR 3	LAP TIME	MPH	DIFF	TIME OF DAY
1 -		45.264	23.850	1:46.593	82.17	6.679	16:41:55.747
2 -	32.310	45.243	23.767	1:41.320	86.45	1.406	16:43:37.067
3 -	32.521	45.077	23.570	1:41.168 (2)	86.58	1.254	16:45:18.235
4 -	32.199	45.324	23.685	1:41.208 (3)	86.55	1.294	16:46:59.443
5 -	32.580	45.346	23.744	1:41.670	86.15	1.756	16:48:41.113
6 -	31.923	44.846	23.145	1:39.914 (1)	87.67		16:50:21.027

P3 624		Matthew FEDRICK		Yamaha R6 - Matthew Fedrick farriers ltd/ Palmer Race Skool			
IDEAL LAP TIME : 1:38.840		BEST LAP TIME : 1:38.907		DIFFERENCE : 0.067			
LAP	SECTOR 1	SECTOR 2	SECTOR 3	LAP TIME	MPH	DIFF	TIME OF DAY
1 -		45.090	23.694	1:51.396	78.63	12.489	16:42:00.550
2 -	32.050	44.698	23.520	1:40.268	87.36	1.361	16:43:40.818
3 -	31.159	44.201	23.547	1:38.907 (1)	88.56		16:45:19.725
4 -	31.569	44.778	23.842	1:40.189 (3)	87.43	1.282	16:46:59.914
5 -	32.337	45.125	23.782	1:41.244	86.52	2.337	16:48:41.158
6 -	31.832	44.591	23.480	1:39.903 (2)	87.68	0.996	16:50:21.061

P4 48		Shaun WALLIS		Yamaha R6 - MBC Despatch Racing			
IDEAL LAP TIME : 1:40.281		BEST LAP TIME : 1:40.357		DIFFERENCE : 0.076			
LAP	SECTOR 1	SECTOR 2	SECTOR 3	LAP TIME	MPH	DIFF	TIME OF DAY
1 -		45.452	23.891	1:47.863	81.21	7.506	16:41:57.017
2 -	31.624	45.044	23.689	1:40.357 (1)	87.28		16:43:37.374
3 -	31.983	45.456	23.619	1:41.058 (3)	86.68	0.701	16:45:18.432
4 -	31.953	45.525	23.856	1:41.334	86.44	0.977	16:46:59.766
5 -	32.880	45.572	24.081	1:42.533	85.43	2.176	16:48:42.299
6 -	31.879	45.038	23.821	1:40.738 (2)	86.95	0.381	16:50:23.037

P5 351		Sam DIGBY-BAKER		Yamaha R6 -			
IDEAL LAP TIME : 1:40.610		BEST LAP TIME : 1:40.610		DIFFERENCE : 0.000			
LAP	SECTOR 1	SECTOR 2	SECTOR 3	LAP TIME	MPH	DIFF	TIME OF DAY
1 -		46.224	24.211	1:48.768	80.53	8.158	16:41:57.922
2 -	32.191	45.196	23.922	1:41.309 (3)	86.46	0.699	16:43:39.231
3 -	32.279	45.123	23.894	1:41.296 (2)	86.47	0.686	16:45:20.527
4 -	32.159	44.615	23.836	1:40.610 (1)	87.06		16:47:01.137
5 -	32.222	45.034	24.057	1:41.313	86.46	0.703	16:48:42.450
6 -	32.192	45.255	24.072	1:41.519	86.28	0.909	16:50:23.969

BMCRC - MRO Championships 2021 - Rnd 4 @ Brands Hatch GP

BMCRC Thunderbike Sport & Rookie Minitwins

RACE 16 - SECTOR ANALYSIS



SECTOR 1 = FL to I1, SECTOR 2 = I1 to I2, SECTOR 3 = I2 to FL, DIFF = Difference To Personal Best Lap, P = Crossed Finish Line in Pit Lane, D = Time Disallowed

P6 22		Matthew MAY		Honda CBR600F3 - Late Breakers			
IDEAL LAP TIME : 1:40.602		BEST LAP TIME : 1:40.724		DIFFERENCE : 0.122			
LAP	SECTOR 1	SECTOR 2	SECTOR 3	LAP TIME	MPH	DIFF	TIME OF DAY
1 -		45.815	24.570	1:48.523	80.71	7.799	16:41:57.677
2 -	32.041	45.342	24.048	1:41.431	86.36	0.707	16:43:39.108
3 -	31.997	44.931	24.072	1:41.000 (2)	86.73	0.276	16:45:20.108
4 -	31.962	44.886	23.876	1:40.724 (1)	86.96		16:47:00.832
5 -	32.051	44.961	24.345	1:41.357 (3)	86.42	0.633	16:48:42.189
6 -	31.840	45.227	25.231	1:42.298	85.63	1.574	16:50:24.487

P7 81		Malvern MAY		Honda CBR600RR -			
IDEAL LAP TIME : 1:39.958		BEST LAP TIME : 1:40.109		DIFFERENCE : 0.151			
LAP	SECTOR 1	SECTOR 2	SECTOR 3	LAP TIME	MPH	DIFF	TIME OF DAY
1 -		45.984	23.947	1:51.093	78.85	10.984	16:42:00.247
2 -	32.737	46.213	24.222	1:43.172	84.90	3.063	16:43:43.419
3 -	32.061	44.981	23.973	1:41.015	86.71	0.906	16:45:24.434
4 -	31.777	45.224	23.933	1:40.934 (3)	86.78	0.825	16:47:05.368
5 -	31.451	44.884	23.774	1:40.109 (1)	87.50		16:48:45.477
6 -	31.300	45.090	24.412	1:40.802 (2)	86.90	0.693	16:50:26.279

P8 32 R		Jack WILLIAMS		Honda CBR600 -			
IDEAL LAP TIME : 1:41.879		BEST LAP TIME : 1:41.894		DIFFERENCE : 0.015			
LAP	SECTOR 1	SECTOR 2	SECTOR 3	LAP TIME	MPH	DIFF	TIME OF DAY
1 -		46.215	24.074	1:49.597	79.92	7.703	16:41:58.751
2 -	32.708	45.825	24.090	1:42.623 (3)	85.35	0.729	16:43:41.374
3 -	32.556	45.579	23.759	1:41.894 (1)	85.97		16:45:23.268
4 -	32.541	45.910	23.928	1:42.379 (2)	85.56	0.485	16:47:05.647
5 -	32.562	46.487	24.169	1:43.218	84.86	1.324	16:48:48.865
6 -	32.598	46.322	24.233	1:43.153	84.92	1.259	16:50:32.018

P9 166 RMT		Nicholas BAKER		Suzuki SV650 - K66			
IDEAL LAP TIME : 1:42.433		BEST LAP TIME : 1:42.502		DIFFERENCE : 0.069			
LAP	SECTOR 1	SECTOR 2	SECTOR 3	LAP TIME	MPH	DIFF	TIME OF DAY
1 -		46.483	24.822	1:51.042	78.88	8.540	16:42:00.196
2 -	33.117	46.242	24.861	1:44.220 (3)	84.05	1.718	16:43:44.416
3 -	32.298	45.873	24.331	1:42.502 (1)	85.46		16:45:26.918
4 -	32.229	46.386	24.753	1:43.368 (2)	84.74	0.866	16:47:10.286
5 -	33.127	46.917	25.038	1:45.082	83.36	2.580	16:48:55.368
6 -	32.934	47.375	24.891	1:45.200	83.26	2.698	16:50:40.568

P10 63 RMT		Stephen PERFITT		Suzuki SV650 - PKP Services Ltd			
IDEAL LAP TIME : 1:44.016		BEST LAP TIME : 1:44.324		DIFFERENCE : 0.308			
LAP	SECTOR 1	SECTOR 2	SECTOR 3	LAP TIME	MPH	DIFF	TIME OF DAY
1 -		46.760	25.018	1:50.656	79.16	6.332	16:41:59.810
2 -	32.734	46.790	24.967	1:44.491 (2)	83.83	0.167	16:43:44.301
3 -	33.042	46.394	24.888	1:44.324 (1)	83.96		16:45:28.625
4 -	33.078	46.661	24.899	1:44.638 (3)	83.71	0.314	16:47:13.263
5 -	33.310	46.704	24.957	1:44.971	83.45	0.647	16:48:58.234
6 -	32.965	46.764	25.059	1:44.788	83.59	0.464	16:50:43.022

Weather / Track : Sunny / Dry

Brands Hatch GP
Circuit Length = 2.4332 miles
Start: 16:40 Flag 16:49 End: 16:51

BMCRC - MRO Championships 2021 - Rnd 4 @ Brands Hatch GP

BMCRC Thunderbike Sport & Rookie Minitwins

RACE 16 - SECTOR ANALYSIS



SECTOR 1 = FL to I1, SECTOR 2 = I1 to I2, SECTOR 3 = I2 to FL, DIFF = Difference To Personal Best Lap, P = Crossed Finish Line in Pit Lane, D = Time Disallowed

P11 123 RMT Adam FORSYTH		Suzuki SV650 - Rock Oil					
IDEAL LAP TIME : 1:43.836		BEST LAP TIME : 1:44.156		DIFFERENCE : 0.320			
LAP	SECTOR 1	SECTOR 2	SECTOR 3	LAP TIME	MPH	DIFF	TIME OF DAY
1 -		46.469	24.845	1:50.886	78.99	6.730	16:42:00.040
2 -	33.508	46.584	24.640	1:44.732 (3)	83.64	0.576	16:43:44.772
3 -	32.844	46.352	24.960	1:44.156 (1)	84.10		16:45:28.928
4 -	32.897	46.956	24.750	1:44.603 (2)	83.74	0.447	16:47:13.531
5 -	33.160	46.878	24.913	1:44.951	83.46	0.795	16:48:58.482
6 -	32.848	46.632	25.393	1:44.873	83.52	0.717	16:50:43.355

P12 333 R Mark STUBBERFIELD		Yamaha R6 - Polished concrete London					
IDEAL LAP TIME : 1:44.207		BEST LAP TIME : 1:44.759		DIFFERENCE : 0.552			
LAP	SECTOR 1	SECTOR 2	SECTOR 3	LAP TIME	MPH	DIFF	TIME OF DAY
1 -		49.372	24.654	1:58.458	73.94	13.699	16:42:07.612
2 -	33.903	46.360	24.496	1:44.759 (1)	83.61		16:43:52.371
3 -	33.351	47.075	25.131	1:45.557 (3)	82.98	0.798	16:45:37.928
4 -	33.844	46.442	24.712	1:44.998 (2)	83.42	0.239	16:47:22.926
5 -	33.644	47.656	25.371	1:46.671	82.12	1.912	16:49:09.597
6 -	33.703	47.578	24.704	1:45.985	82.65	1.226	16:50:55.582

P13 513 R Pablo ROMERO		Suzuki GSXR600 - The Sausage Racing Team					
IDEAL LAP TIME : 1:44.742		BEST LAP TIME : 1:44.841		DIFFERENCE : 0.099			
LAP	SECTOR 1	SECTOR 2	SECTOR 3	LAP TIME	MPH	DIFF	TIME OF DAY
1 -		48.617	24.528	1:57.431	74.59	12.590	16:42:06.585
2 -	33.712	46.967	24.973	1:45.652 (3)	82.91	0.811	16:43:52.237
3 -	33.992	47.709	24.436	1:46.137	82.53	1.296	16:45:38.374
4 -	33.743	46.783	24.315	1:44.841 (1)	83.55		16:47:23.215
5 -	33.770	49.012	24.249	1:47.031	81.84	2.190	16:49:10.246
6 -	33.719	47.546	24.247	1:45.512 (2)	83.02	0.671	16:50:55.758

P14 140 RMT Luke LAWSON		Suzuki SV650 - Lpl plastering and maintenance					
IDEAL LAP TIME :		BEST LAP TIME : 1:45.628		DIFFERENCE :			
LAP	SECTOR 1	SECTOR 2	SECTOR 3	LAP TIME	MPH	DIFF	TIME OF DAY
1 -				1:55.557	75.80	9.929	16:42:04.711
2 -				1:46.698	82.09	1.070	16:43:51.409
3 -				1:47.760	81.29	2.132	16:45:39.169
4 -				1:46.312 (3)	82.39	0.684	16:47:25.481
5 -				1:45.985 (2)	82.65	0.357	16:49:11.466
6 -				1:45.628 (1)	82.93		16:50:57.094

P15 455 RMT Tyler DONOVAN		Suzuki SV 650 -					
IDEAL LAP TIME : 1:45.219		BEST LAP TIME : 1:45.378		DIFFERENCE : 0.159			
LAP	SECTOR 1	SECTOR 2	SECTOR 3	LAP TIME	MPH	DIFF	TIME OF DAY
1 -		47.651	25.425	1:54.987	76.18	9.609	16:42:04.141
2 -	33.239	47.047	25.092	1:45.378 (1)	83.12		16:43:49.519
3 -	33.563	47.891	25.170	1:46.624 (3)	82.15	1.246	16:45:36.143
4 -	33.533	47.624	25.167	1:46.324 (2)	82.38	0.946	16:47:22.467
5 -	33.782	48.462	25.359	1:47.603	81.40	2.225	16:49:10.070
6 -	33.634	49.139	24.933	1:47.706	81.33	2.328	16:50:57.776

BMCRC - MRO Championships 2021 - Rnd 4 @ Brands Hatch GP

BMCRC Thunderbike Sport & Rookie Minitwins

RACE 16 - SECTOR ANALYSIS



SECTOR 1 = FL to I1, SECTOR 2 = I1 to I2, SECTOR 3 = I2 to FL, DIFF = Difference To Personal Best Lap, P = Crossed Finish Line in Pit Lane, D = Time Disallowed

P16 62 RMT James KING		Suzuki SV650 - King and Drury construction					
IDEAL LAP TIME : 1:46.502		BEST LAP TIME : 1:46.667		DIFFERENCE : 0.165			
LAP	SECTOR 1	SECTOR 2	SECTOR 3	LAP TIME	MPH	DIFF	TIME OF DAY
1 -		48.490	25.543	1:56.569	75.14	9.902	16:42:05.723
2 -	33.562	47.475	25.630	1:46.667 (1)	82.12		16:43:52.390
3 -	33.958	48.284	25.597	1:47.839	81.23	1.172	16:45:40.229
4 -	33.513	47.923	25.514	1:46.950 (2)	81.90	0.283	16:47:27.179
5 -	33.550	47.995	25.662	1:47.207 (3)	81.70	0.540	16:49:14.386
6 -	33.769	48.914	25.685	1:48.368	80.83	1.701	16:51:02.754

P17 139 R Rob MARLEY		Honda CBR600F3 - PearTree Racing					
IDEAL LAP TIME : 1:47.562		BEST LAP TIME : 1:48.194		DIFFERENCE : 0.632			
LAP	SECTOR 1	SECTOR 2	SECTOR 3	LAP TIME	MPH	DIFF	TIME OF DAY
1 -		50.772	25.568	2:00.421	72.74	12.227	16:42:09.575
2 -	35.717	49.339	25.365	1:50.421	79.33	2.227	16:43:59.996
3 -	34.878	49.949	25.944	1:50.771	79.08	2.577	16:45:50.767
4 -	34.199	49.061	24.934	1:48.194 (1)	80.96		16:47:38.961
5 -	34.893	48.429	25.428	1:48.750 (3)	80.55	0.556	16:49:27.711
6 -	34.704	48.771	25.201	1:48.676 (2)	80.60	0.482	16:51:16.387

P18 192 RMT Richard MOFFA		Suzuki SV650 -					
IDEAL LAP TIME : 1:48.243		BEST LAP TIME : 1:48.243		DIFFERENCE : 0.000			
LAP	SECTOR 1	SECTOR 2	SECTOR 3	LAP TIME	MPH	DIFF	TIME OF DAY
1 -		50.116	26.042	2:01.101	72.33	12.858	16:42:10.255
2 -	35.213	49.331	26.403	1:50.947	78.95	2.704	16:44:01.202
3 -	34.302	48.785	26.593	1:49.680	79.86	1.437	16:45:50.882
4 -	34.480	48.827	26.019	1:49.326 (3)	80.12	1.083	16:47:40.208
5 -	33.909	48.630	25.704	1:48.243 (1)	80.92		16:49:28.451
6 -	34.149	48.712	25.967	1:48.828 (2)	80.49	0.585	16:51:17.279

P19 23 Claire BECKETT		Suzuki SV650 - P Sheils & Sons					
IDEAL LAP TIME : 1:48.425		BEST LAP TIME : 1:48.572		DIFFERENCE : 0.147			
LAP	SECTOR 1	SECTOR 2	SECTOR 3	LAP TIME	MPH	DIFF	TIME OF DAY
1 -		48.871	25.496	1:57.680	74.43	9.108	16:42:06.834
2 -	35.391	49.060	26.191	1:50.642	79.17	2.070	16:43:57.476
3 -	35.103	50.319	26.234	1:51.656	78.45	3.084	16:45:49.132
4 -	34.355	48.600	25.617	1:48.572 (1)	80.68		16:47:37.704
5 -	34.455	49.495	26.041	1:49.991 (2)	79.64	1.419	16:49:27.695
6 -	35.283	49.277	25.470	1:50.030 (3)	79.61	1.458	16:51:17.725

P20 919 RMT Andrew BELLIS		Suzuki SV 650 - Cunco Ltd					
IDEAL LAP TIME : 1:47.547		BEST LAP TIME : 1:47.547		DIFFERENCE : 0.000			
LAP	SECTOR 1	SECTOR 2	SECTOR 3	LAP TIME	MPH	DIFF	TIME OF DAY
1 -		51.158	25.998	2:01.555	72.06	14.008	16:42:10.709
2 -	34.972	49.707	26.115	1:50.794	79.06	3.247	16:44:01.503
3 -	34.815	49.688	27.032	1:51.535	78.53	3.988	16:45:53.038
4 -	34.013	49.071	25.862	1:48.946 (3)	80.40	1.399	16:47:41.984
5 -	33.779	48.916	25.812	1:48.507 (2)	80.73	0.960	16:49:30.491
6 -	33.585	48.727	25.235	1:47.547 (1)	81.45		16:51:18.038

BMCRC - MRO Championships 2021 - Rnd 4 @ Brands Hatch GP

BMCRC Thunderbike Sport & Rookie Minitwins

RACE 16 - SECTOR ANALYSIS



SECTOR 1 = FL to I1, SECTOR 2 = I1 to I2, SECTOR 3 = I2 to FL, DIFF = Difference To Personal Best Lap, P = Crossed Finish Line in Pit Lane, D = Time Disallowed

P21 37		Ricky WOODS		Suzuki GSXR 600 - KTS Vehicle Repairs			
IDEAL LAP TIME : 1:48.852		BEST LAP TIME : 1:49.875		DIFFERENCE : 1.023			
LAP	SECTOR 1	SECTOR 2	SECTOR 3	LAP TIME	MPH	DIFF	TIME OF DAY
1 -		48.835	25.578	1:57.485	74.56	7.610	16:42:06.639
2 -	34.920	49.374	26.416	1:50.710 (3)	79.12	0.835	16:43:57.349
3 -	34.875	50.162	26.998	1:52.035	78.18	2.160	16:45:49.384
4 -	34.970	49.275	26.636	1:50.881	79.00	1.006	16:47:40.265
5 -	34.439	49.255	26.350	1:50.044 (2)	79.60	0.169	16:49:30.309
6 -	35.025	48.870	25.980	1:49.875 (1)	79.72		16:51:20.184

P22 189 RMT		Mark LAWSON		Suzuki SV 650 - Crawfords metal detectors			
IDEAL LAP TIME : 1:48.971		BEST LAP TIME : 1:49.848		DIFFERENCE : 0.877			
LAP	SECTOR 1	SECTOR 2	SECTOR 3	LAP TIME	MPH	DIFF	TIME OF DAY
1 -		48.800	25.464	1:58.167	74.13	8.319	16:42:07.321
2 -	35.122	49.297	25.876	1:50.295	79.42	0.447	16:43:57.616
3 -	35.252	51.233	26.435	1:52.920	77.57	3.072	16:45:50.536
4 -	34.847	49.403	25.982	1:50.232 (3)	79.46	0.384	16:47:40.768
5 -	34.707	49.537	25.819	1:50.063 (2)	79.58	0.215	16:49:30.831
6 -	34.789	49.023	26.036	1:49.848 (1)	79.74		16:51:20.679

P23 193 RMT		Tony BOTTO		Suzuki SV 650 - TB Motorcycles			
IDEAL LAP TIME : 1:48.838		BEST LAP TIME : 1:48.838		DIFFERENCE : 0.000			
LAP	SECTOR 1	SECTOR 2	SECTOR 3	LAP TIME	MPH	DIFF	TIME OF DAY
1 -		49.694	26.044	1:59.588	73.24	10.750	16:42:08.742
2 -	35.307	50.212	26.479	1:51.998	78.21	3.160	16:44:00.740
3 -	35.432	50.704	26.452	1:52.588	77.80	3.750	16:45:53.328
4 -	34.257	48.910	25.671	1:48.838 (1)	80.48		16:47:42.166
5 -	34.802	49.902	26.151	1:50.855 (2)	79.02	2.017	16:49:33.021
6 -	34.802	50.270	26.310	1:51.382 (3)	78.64	2.544	16:51:24.403

P24 29 RMT		Hayden KILLWORTH		Suzuki SV650 - BK Racing			
IDEAL LAP TIME : 1:50.699		BEST LAP TIME : 1:50.699		DIFFERENCE : 0.000			
LAP	SECTOR 1	SECTOR 2	SECTOR 3	LAP TIME	MPH	DIFF	TIME OF DAY
1 -		50.457	26.331	2:02.314	71.61	11.615	16:42:11.468
2 -	35.060	50.048	26.407	1:51.515	78.55	0.816	16:44:02.983
3 -	34.851	50.429	26.784	1:52.064	78.16	1.365	16:45:55.047
4 -	34.977	49.737	26.466	1:51.180 (2)	78.78	0.481	16:47:46.227
5 -	35.075	49.942	26.340	1:51.357 (3)	78.66	0.658	16:49:37.584
6 -	34.794	49.588	26.317	1:50.699 (1)	79.13		16:51:28.283

P25 101		Glen TRIPP		Honda CBR 600FW - yaki too racing			
IDEAL LAP TIME : 1:51.539		BEST LAP TIME : 1:51.539		DIFFERENCE : 0.000			
LAP	SECTOR 1	SECTOR 2	SECTOR 3	LAP TIME	MPH	DIFF	TIME OF DAY
1 -		52.362	25.903	2:04.486	70.36	12.947	16:42:13.640
2 -	36.207	51.336	27.082	1:54.625	76.42	3.086	16:44:08.265
3 -	36.261	52.064	26.646	1:54.971	76.19	3.432	16:46:03.236
4 -	36.398	50.466	26.170	1:53.034 (3)	77.49	1.495	16:47:56.270
5 -	35.649	50.364	25.970	1:51.983 (2)	78.22	0.444	16:49:48.253
6 -	35.546	50.227	25.766	1:51.539 (1)	78.53		16:51:39.792

BMCRC - MRO Championships 2021 - Rnd 4 @ Brands Hatch GP

BMCRC Thunderbike Sport & Rookie Minitwins

RACE 16 - SECTOR ANALYSIS



SECTOR 1 = FL to I1, SECTOR 2 = I1 to I2, SECTOR 3 = I2 to FL, DIFF = Difference To Personal Best Lap, P = Crossed Finish Line in Pit Lane, D = Time Disallowed

P26 260 R		Greg PYMM		Kawasaki ER6 -			
IDEAL LAP TIME : 1:52.976		BEST LAP TIME : 1:53.402		DIFFERENCE : 0.426			
LAP	SECTOR 1	SECTOR 2	SECTOR 3	LAP TIME	MPH	DIFF	TIME OF DAY
1 -		51.689	26.240	2:03.816	70.74	10.414	16:42:12.970
2 -	35.846	51.981	26.716	1:54.543 (2)	76.47	1.141	16:44:07.513
3 -	35.578	52.977	26.844	1:55.399	75.90	1.997	16:46:02.912
4 -	35.917	52.154	26.476	1:54.547 (3)	76.47	1.145	16:47:57.459
5 -	35.295	51.441	26.666	1:53.402 (1)	77.24		16:49:50.861
6 -	36.022	52.269	26.667	1:54.958	76.20	1.556	16:51:45.819

P27 138 RMT		Craig JARMIN		Suzuki SV650 - BK Racing			
IDEAL LAP TIME : 1:52.797		BEST LAP TIME : 1:53.780		DIFFERENCE : 0.983			
LAP	SECTOR 1	SECTOR 2	SECTOR 3	LAP TIME	MPH	DIFF	TIME OF DAY
1 -		51.771	26.690	2:03.724	70.80	9.944	16:42:12.878
2 -	36.275	51.988	26.971	1:55.234 (3)	76.01	1.454	16:44:08.112
3 -	36.114	52.532	27.367	1:56.013	75.50	2.233	16:46:04.125
4 -	36.111	50.807	26.862	1:53.780 (1)	76.98		16:47:57.905
5 -	35.656	50.902	27.249	1:53.807 (2)	76.97	0.027	16:49:51.712
6 -	35.300	56.863	27.274	1:59.437	73.34	5.657	16:51:51.149

P28 116 RMT		Gareth FAITH		Suzuki SV650 - Sitramoto			
IDEAL LAP TIME : 1:57.510		BEST LAP TIME : 1:58.695		DIFFERENCE : 1.185			
LAP	SECTOR 1	SECTOR 2	SECTOR 3	LAP TIME	MPH	DIFF	TIME OF DAY
1 -		52.797	27.387	2:06.933	69.01	8.238	16:42:16.087
2 -	37.326	53.213	28.156	1:58.695 (1)	73.80		16:44:14.782
3 -	37.850	54.981	28.805	2:01.636	72.01	2.941	16:46:16.418
4 -	38.470	53.451	27.582	1:59.503 (2)	73.30	0.808	16:48:15.921
5 -	38.178	54.094	27.441	1:59.713 (3)	73.17	1.018	16:50:15.634

P29 94 RMT		Rebecca HOUGHTON		Suzuki SV650 -			
IDEAL LAP TIME : 2:01.173		BEST LAP TIME : 2:02.531		DIFFERENCE : 1.358			
LAP	SECTOR 1	SECTOR 2	SECTOR 3	LAP TIME	MPH	DIFF	TIME OF DAY
1 -		54.634	27.954	2:09.705	67.53	7.174	16:42:18.859
2 -	38.835	55.556	28.140	2:02.531 (1)	71.49		16:44:21.390
3 -	38.585	55.897	28.394	2:02.876 (2)	71.29	0.345	16:46:24.266
4 -	38.733	55.951	28.683	2:03.367 (3)	71.00	0.836	16:48:27.633
5 -	40.547	57.748	28.808	2:07.103	68.91	4.572	16:50:34.736

P30 52		Elliot FRICKER		Honda CBR600 - Petwise.org, S&S, Ride in Bike Tyres			
IDEAL LAP TIME : 1:36.882		BEST LAP TIME : 1:37.138		DIFFERENCE : 0.256			
LAP	SECTOR 1	SECTOR 2	SECTOR 3	LAP TIME	MPH	DIFF	TIME OF DAY
1 -		43.846	23.182	1:42.237	85.68	5.099	16:41:51.391
2 -	30.629	43.286	23.258	1:37.173 (3)	90.14	0.035	16:43:28.564
3 -	30.475	43.282	23.390	1:37.147 (2)	90.17	0.009	16:45:05.711
4 -	30.434	43.538	23.166	1:37.138 (1)	90.17		16:46:42.849

P31 80 R		Stephen LANE		Kawasaki ZX6R -			
IDEAL LAP TIME : 1:44.205		BEST LAP TIME : 1:44.615		DIFFERENCE : 0.410			
LAP	SECTOR 1	SECTOR 2	SECTOR 3	LAP TIME	MPH	DIFF	TIME OF DAY
1 -		47.057	24.691	1:51.865	78.30	7.250	16:42:01.019
2 -	33.590	46.861	25.301	1:45.752 (3)	82.83	1.137	16:43:46.771
3 -	33.638	46.579	24.398	1:44.615 (1)	83.73		16:45:31.386
4 -	33.702	46.539	24.377	1:44.618 (2)	83.73	0.003	16:47:16.004

Weather / Track : Sunny / Dry

Brands Hatch GP
Circuit Length = 2.4332 miles
Start: 16:40 Flag 16:49 End: 16:51

BMCRC - MRO Championships 2021 - Rnd 4 @ Brands Hatch GP

BMCRC Thunderbike Sport & Rookie Minitwins

RACE 16 - SECTOR ANALYSIS



SECTOR 1 = FL to I1, SECTOR 2 = I1 to I2, SECTOR 3 = I2 to FL, DIFF = Difference To Personal Best Lap, P = Crossed Finish Line in Pit Lane, D = Time Disallowed

P32 234 RMT		Andrew FLUX		Suzuki SV650 - Mach 1 Automotive LTD			
IDEAL LAP TIME : 1:43.558		BEST LAP TIME : 1:43.825		DIFFERENCE : 0.267			
LAP	SECTOR 1	SECTOR 2	SECTOR 3	LAP TIME	MPH	DIFF	TIME OF DAY
1 -		47.337	26.132	1:53.867	76.93	10.042	16:42:03.021
2 -	32.731	46.133	24.961	1:43.825 (1)	84.37		16:43:46.846
3 -	32.893	47.452	24.694	1:45.039 (3)	83.39	1.214	16:45:31.885
4 -	33.083	46.901	25.012	1:44.996 (2)	83.43	1.171	16:47:16.881

P33 73 RMT		Esteban LECOQ		Suzuki SV650 SK5 -			
IDEAL LAP TIME : 1:44.283		BEST LAP TIME : 1:44.283		DIFFERENCE : 0.000			
LAP	SECTOR 1	SECTOR 2	SECTOR 3	LAP TIME	MPH	DIFF	TIME OF DAY
1 -		47.540	25.046	1:53.608 (2)	77.10	9.325	16:42:02.762
2 -	33.221	46.614	24.448	1:44.283 (1)	84.00		16:43:47.045

P34 168 R		Aaron DALRYMPLE		Suzuki GSXR 600 -			
IDEAL LAP TIME : 1:44.493		BEST LAP TIME : 1:44.493		DIFFERENCE : 0.000			
LAP	SECTOR 1	SECTOR 2	SECTOR 3	LAP TIME	MPH	DIFF	TIME OF DAY
1 -		48.015	24.711	1:54.188 (2)	76.71	9.695	16:42:03.342
2 -	33.363	46.605	24.525	1:44.493 (1)	83.83		16:43:47.835

P35 25		Harrison DAY		Honda CBR 600 -			
IDEAL LAP TIME : 1:51.482		BEST LAP TIME : 1:51.766		DIFFERENCE : 0.284			
LAP	SECTOR 1	SECTOR 2	SECTOR 3	LAP TIME	MPH	DIFF	TIME OF DAY
1 -		50.812	26.669	2:02.835 (2)	71.31	11.069	16:42:11.989
2 -	34.834	50.619	26.313	1:51.766 (1)	78.37		16:44:03.755

P36 54		Adam JAMISON		Yamaha R6 - Team AJR			
IDEAL LAP TIME :		BEST LAP TIME : 1:43.690		DIFFERENCE :			
LAP	SECTOR 1	SECTOR 2	SECTOR 3	LAP TIME	MPH	DIFF	TIME OF DAY
1 -		43.918	23.687	1:43.690 (1)	84.48		16:41:52.844

BMCRC - MRO Championships 2021 - Rnd 4 @ Brands Hatch GP

BMCRC Thunderbike Sport & Rookie Minitwins

RACE 16 - BEST SECTORS

SECTOR 1			SECTOR 2			SECTOR 3			IDEAL / BEST COMPARISON						
POS	NO	NAME	TIME	NO	NAME	TIME	NO	NAME	TIME	POS	NO	NAME	IDEAL	BEST	DIFF
													PERFECT LAP	1:36.439	
1	961	SIM	30.350	961	SIM	43.192	961	SIM	22.897	1	961	SIM	1:36.439	1:36.447	0.008
2	52	FRICKER	30.434	52	FRICKER	43.282	84	BRANCO	23.145	2	52	FRICKER	1:36.882	1:37.138	0.256
3	624	FEDRICK	31.159	54	JAMISON	43.918	52	FRICKER	23.166	3	624	FEDRICK	1:38.840	1:38.907	0.067
4	81	MAY	31.300	624	FEDRICK	44.201	624	FEDRICK	23.480	4	84	BRANCO	1:39.914	1:39.914	0.000
5	48	WALLIS	31.624	351	DIGBY-BAKER	44.615	48	WALLIS	23.619	5	81	MAY	1:39.958	1:40.109	0.151
6	22	MAY	31.840	84	BRANCO	44.846	54	JAMISON	23.687	6	48	WALLIS	1:40.281	1:40.357	0.076
7	84	BRANCO	31.923	81	MAY	44.884	32	WILLIAMS	23.759	7	22	MAY	1:40.602	1:40.724	0.122
8	351	DIGBY-BAKER	32.159	22	MAY	44.886	81	MAY	23.774	8	351	DIGBY-BAKER	1:40.610	1:40.610	0.000
9	166	BAKER	32.229	48	WALLIS	45.038	351	DIGBY-BAKER	23.836	9	32	WILLIAMS	1:41.879	1:41.894	0.015
10	32	WILLIAMS	32.541	32	WILLIAMS	45.579	22	MAY	23.876	10	166	BAKER	1:42.433	1:42.502	0.069
11	234	FLUX	32.731	166	BAKER	45.873	513	ROMERO	24.247	11	234	FLUX	1:43.558	1:43.825	0.267
12	63	PERFITT	32.734	234	FLUX	46.133	166	BAKER	24.331	12	123	FORSYTH	1:43.836	1:44.156	0.320
13	123	FORSYTH	32.844	123	FORSYTH	46.352	80	LANE	24.377	13	63	PERFITT	1:44.016	1:44.324	0.308
14	73	LECOQ	33.221	333	STUBBERFIELD	46.360	73	LECOQ	24.448	14	80	LANE	1:44.205	1:44.615	0.410
15	455	DONOVAN	33.239	63	PERFITT	46.394	333	STUBBERFIELD	24.496	15	333	STUBBERFIELD	1:44.207	1:44.759	0.552
16	80	LANE	33.289	80	LANE	46.539	168	DALRYMPLE	24.525	16	73	LECOQ	1:44.283	1:44.283	0.000
17	333	STUBBERFIELD	33.351	168	DALRYMPLE	46.605	123	FORSYTH	24.640	17	168	DALRYMPLE	1:44.493	1:44.493	0.000
18	168	DALRYMPLE	33.363	73	LECOQ	46.614	234	FLUX	24.694	18	513	ROMERO	1:44.742	1:44.841	0.099
19	62	KING	33.513	513	ROMERO	46.783	63	PERFITT	24.888	19	455	DONOVAN	1:45.219	1:45.378	0.159
20	919	BELLIS	33.585	455	DONOVAN	47.047	455	DONOVAN	24.933	20	62	KING	1:46.502	1:46.667	0.165
21	513	ROMERO	33.712	62	KING	47.475	139	MARLEY	24.934	21	919	BELLIS	1:47.547	1:47.547	0.000
22	192	MOFFA	33.909	139	MARLEY	48.429	919	BELLIS	25.235	22	139	MARLEY	1:47.562	1:48.194	0.632
23	139	MARLEY	34.199	23	BECKETT	48.600	189	LAWSON	25.464	23	192	MOFFA	1:48.243	1:48.243	0.000
24	193	BOTTO	34.257	192	MOFFA	48.630	23	BECKETT	25.470	24	23	BECKETT	1:48.425	1:48.572	0.147
25	23	BECKETT	34.355	919	BELLIS	48.727	62	KING	25.514	25	193	BOTTO	1:48.838	1:48.838	0.000
26	37	WOODS	34.439	189	LAWSON	48.800	37	WOODS	25.578	26	37	WOODS	1:48.852	1:49.875	1.023
27	25	DAY	34.550	37	WOODS	48.835	193	BOTTO	25.671	27	189	LAWSON	1:48.971	1:49.848	0.877
28	189	LAWSON	34.707	193	BOTTO	48.910	192	MOFFA	25.704	28	29	KILLWORTH	1:50.699	1:50.699	0.000
29	29	KILLWORTH	34.794	29	KILLWORTH	49.588	101	TRIPP	25.766	29	25	DAY	1:51.482	1:51.766	0.284
30	260	PYMM	35.295	101	TRIPP	50.227	260	PYMM	26.240	30	101	TRIPP	1:51.539	1:51.539	0.000
31	138	JARMIN	35.300	25	DAY	50.619	25	DAY	26.313	31	138	JARMIN	1:52.797	1:53.780	0.983
32	101	TRIPP	35.546	138	JARMIN	50.807	29	KILLWORTH	26.317	32	260	PYMM	1:52.976	1:53.402	0.426
33	116	FAITH	37.326	260	PYMM	51.441	138	JARMIN	26.690	33	116	FAITH	1:57.510	1:58.695	1.185
34	94	HOUGHTON	38.585	116	FAITH	52.797	116	FAITH	27.387	34	94	HOUGHTON	2:01.173	2:02.531	1.358
35				94	HOUGHTON	54.634	94	HOUGHTON	27.954	35	140	LAWSON		1:45.628	
36										36	54	JAMISON		1:43.690	

Weather / Track : Sunny / Dry

Brands Hatch GP

Circuit Length = 2.4332 miles

Start: 16:40 Flag 16:49 End: 16:51

Results can be found at www.tsl-timing.com

Printed - 16:52 Sunday, 18 July 2021

BMCRC - MRO Championships 2021 - Rnd 4 @ Brands Hatch GP

BMCRC Thunderbike Sport & Rookie Minitwins

RACE 16 - STATISTICS

Competitors Started 36
Planned Start 2021-07-18 @ 16:40:00.000
Actual Start 2021-07-18 @ 16:40:09.153
Finish Time 2021-07-18 @ 16:49:56.926
Track Length 2.4332mi.
Total Laps 191
Total Distance Covered 464.7583mi.

Session Fastest Lap History

NO	CL	NAME	LAP TIME	TIME OF DAY	LAP	VEHICLE
961		Jack SIM	1:41.973	16:41:51.139	1	Yamaha R6
961		Jack SIM	1:36.917	16:43:28.056	2	Yamaha R6
961		Jack SIM	1:36.761	16:45:04.818	3	Yamaha R6
961		Jack SIM	1:36.707	16:46:41.524	4	Yamaha R6
961		Jack SIM	1:36.447	16:48:17.971	5	Yamaha R6

Session Leader History

NO	CL	NAME	FROM LAP	LAPS LED	DISTANCE	VEHICLE
961		Jack SIM	1	6	14.59 miles	Yamaha R6

Flag History

TYPE	TIME OF DAY
GREEN	16:40:09.153
FINISH	16:49:56.926

Flag Statistics

TYPE	COUNT	TOTAL LAPS	TOTAL TIME
Green	1	6	11:46.521
Red	0	0	0.000
Safety Car	0	0	0.000
FCY	0	0	0.000

Weather / Track : Sunny / Dry

BMCRC - MRO Championships 2021 - Rnd 4 @ Brands Hatch GP

BMCRC Thunderbike Sport & Rookie Minitwins

RACE 16 - STATISTICS

CLASS :

13 Starters

Fastest Lap History

NO	NAME	LAP TIME	TIME OF DAY	LAP	VEHICLE
961	Jack SIM	1:41.973	16:41:51.139	1	Yamaha R6
961	Jack SIM	1:36.917	16:43:28.056	2	Yamaha R6
961	Jack SIM	1:36.761	16:45:04.818	3	Yamaha R6
961	Jack SIM	1:36.707	16:46:41.524	4	Yamaha R6
961	Jack SIM	1:36.447	16:48:17.971	5	Yamaha R6

Leader History

NO	NAME	FROM LAP	LAPS LED	DISTANCE	VEHICLE
961	Jack SIM	1	6	14.59 miles	Yamaha R6

BMCRC - MRO Championships 2021 - Rnd 4 @ Brands Hatch GP

BMCRC Thunderbike Sport & Rookie Minitwins

RACE 16 - STATISTICS

CLASS : R

7 Starters

Fastest Lap History

NO	NAME	LAP TIME	TIME OF DAY	LAP	VEHICLE
32	Jack WILLIAMS	1:49.597	16:41:58.770	1	Honda CBR600
32	Jack WILLIAMS	1:42.623	16:43:41.392	2	Honda CBR600
32	Jack WILLIAMS	1:41.894	16:45:23.287	3	Honda CBR600

Leader History

NO	NAME	FROM LAP	LAPS LED	DISTANCE	VEHICLE
32	Jack WILLIAMS	1	6	14.59 miles	Honda CBR600

BMCRC - MRO Championships 2021 - Rnd 4 @ Brands Hatch GP

BMCRC Thunderbike Sport & Rookie Minitwins

RACE 16 - STATISTICS

CLASS : RMT

16 Starters

Fastest Lap History

NO	NAME	LAP TIME	TIME OF DAY	LAP	VEHICLE
63	Stephen PERFITT	1:50.656	16:41:59.829	1	Suzuki SV650
63	Stephen PERFITT	1:44.491	16:43:44.319	2	Suzuki SV650
166	Nicholas BAKER	1:44.220	16:43:44.439	2	Suzuki SV650
234	Andrew FLUX	1:43.825	16:43:46.846	2	Suzuki SV650
166	Nicholas BAKER	1:42.502	16:45:26.938	3	Suzuki SV650

Leader History

NO	NAME	FROM LAP	LAPS LED	DISTANCE	VEHICLE
63	Stephen PERFITT	1	2	4.86 miles	Suzuki SV650
166	Nicholas BAKER	3	4	9.73 miles	Suzuki SV650

BMCRC-MRO Championships 2021



DFDS YAMAHA PAST MASTERS

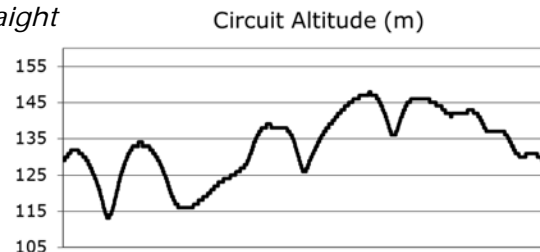
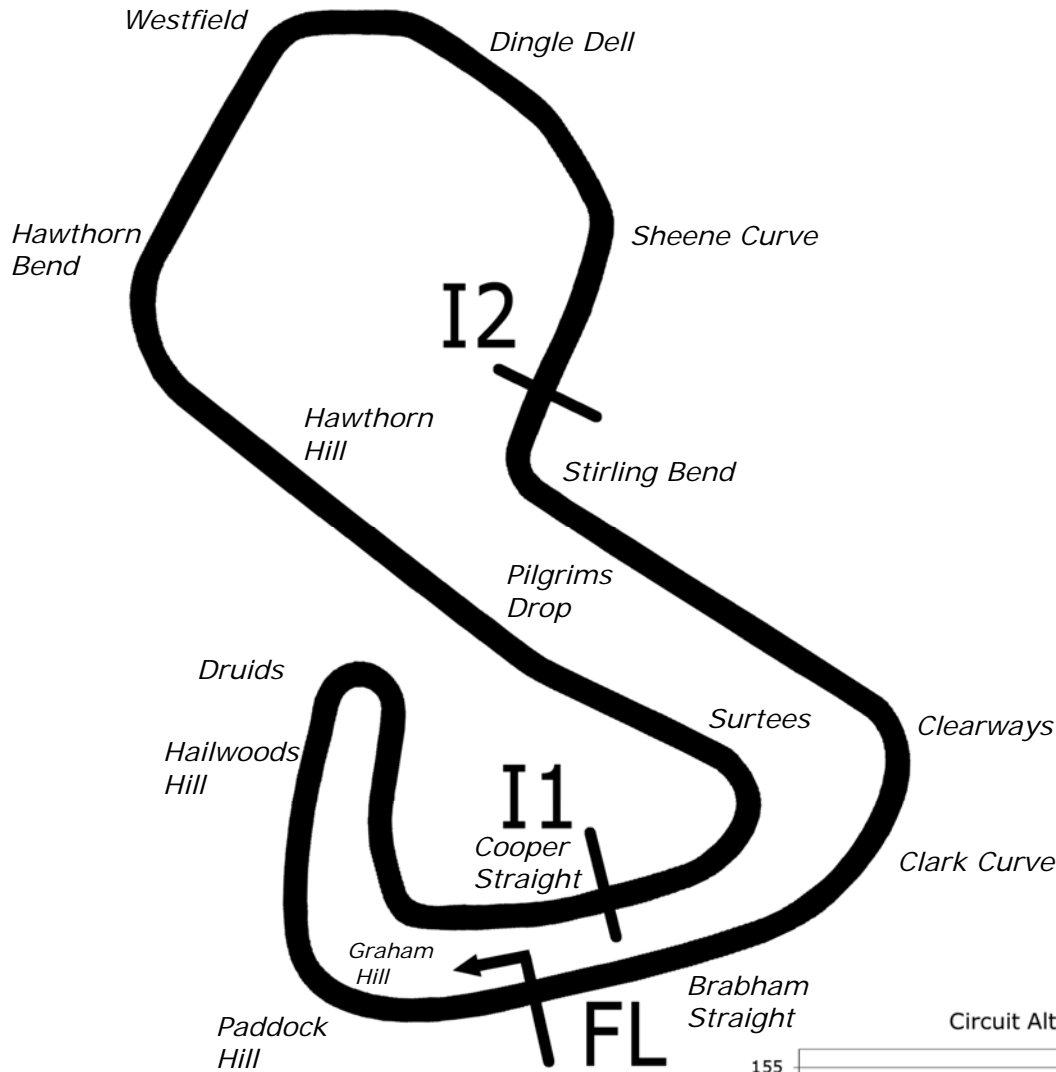
Brands Hatch GP

17th / 18th July 2021



Results Provided by Timing Solutions Ltd
www.tsl-timing.com

Brands Hatch GP



Length	2.4332 miles	3916.0 m	
FL		51.36032 N	0.26032 E
I1	1116m	51.35934 N	0.25955 E
I2	2928m	51.35532 N	0.26250 E
Pit Entry	3646m	51.35911 N	0.25743 E
Pit Exit	26m after FL	51.36027 N	0.26078 E
Pit Entry-Pit Exit 277m, 19.9s @50kph, 16.6s @60kph			

All results available at www.tsl-timing.com

BMCRC - MRO Championships 2021 - Rnd 4 @ Brands Hatch GP
DFDS Yamaha Past Masters
QUALIFYING - CLASSIFICATION

POS	NO	CL	PIC NAME	ENTRY	TIME	ON	LAPS	GAP	DIFF	MPH
1	24		1 Scott CARSON	Yamaha TZR250 - Brian Grays Powerbiking,All Englanc	1:43.135	2	6			84.93
2	19		2 Peter BRANTON	Yamaha TZR250 - Exactweld Racing	1:43.738	6	7	0.603	0.603	84.44
3	13		3 Doug EDMONDSON	Yamaha TZR250 - Stan Stephens Tuning	1:43.916	7	7	0.781	0.178	84.29
4	22		4 Rik BALLERINI	Yamaha TZR250 - SCLS LTD, GECKO RACING, CAMI	1:44.044	4	6	0.909	0.128	84.19
5	57		5 Geoff MOOK	Yamaha TZR250 -	1:44.191	7	7	1.056	0.147	84.07
6	74		6 Paul WHITBY	Yamaha TZR250 - Greybridge Ltd	1:44.987	3	7	1.852	0.796	83.43
7	15		7 Billy PERKINS	Yamaha TZR250 - T.w fuggle & son / Ashford tarmac	1:45.545	5	7	2.410	0.558	82.99
8	30		8 Alan COOPER	Yamaha TZR250 - twistgrip motorcycles	1:45.692	4	6	2.557	0.147	82.88
9	29		9 Derek CRIPPS	Yamaha TZR250 - Kelly Cripps - Team FBR	1:47.119	4	5	3.984	1.427	81.77
10	8	C	1 David BALL	Yamaha TZR250 - Gardiner Page and Roe pension cor	1:48.171	5	7	5.036	1.052	80.98
11	88		10 Michael STANLEY	Yamaha TZR250 -	1:48.186	5	7	5.051	0.015	80.97
12	61		11 Paul WELCH	Yamaha TZR250 -	1:49.963	1	7	6.828	1.777	79.66
13	46	C	2 Kevin MARSHALL	Yamaha TZR250 -	1:50.472	6	7	7.337	0.509	79.29
14	27	C	3 Richard HAYWARD	Yamaha TZR250 - Hazel Motors/ Gforce	1:51.112	2	6	7.977	0.640	78.83
15	60	C	4 Daniel GOUGH	Yamaha TZR250 - G Force Motorcycles	1:51.401	5	6	8.266	0.289	78.63
16	72	C	5 Chris THAY	Yamaha TZR250 - Scell-it uk	1:51.923	5	7	8.788	0.522	78.26
17	9	R	1 David MACKENZIE	Yamaha TZR250 -	1:54.589	6	6	11.454	2.666	76.44
18	4		12 Denis HALIL	Yamaha TZR250 - D & A AUTOS	1:54.845	1	3	11.710	0.256	76.27
19	67	C	6 Mark BAILEY	Yamaha TZR250 -	1:55.468	4	6	12.333	0.623	75.86
20	100	R	2 Philip ZANUTTO	Yamaha TZR250 - www.ypmrc.co.uk	1:56.190	6	6	13.055	0.722	75.39
21	42	C	7 Martin PEARSON	Yamaha TZR250 - Viking Inspection	1:56.766	4	6	13.631	0.576	75.02
22	199	C	8 Michael FROST	Yamaha TZR250 -	1:57.120	6	6	13.985	0.354	74.79
23	73	R	3 Colvin TURNER	Yamaha TZR250 -	1:57.347	1	6	14.212	0.227	74.64
24	99	C	9 Paul FIRTH	Yamaha TZR250 - Joanne Porter	1:58.164	5	6	15.029	0.817	74.13
25	69	C	10 Mark ELLERAY	Yamaha TZR250 - Abbot Solutions Ltd	2:00.989	1	1	17.854	2.825	72.40
26	87	C	11 Denise BUTTON	Yamaha TZR250 -	2:05.359	6	6	22.224	4.370	69.87
27	65		13 Nigel TERRY	Yamaha TZR250 - NTrap Garage Doors	2:06.004	6	6	22.869	0.645	69.52
28	41	C	12 Paul BOWLING	Yamaha TDR -	2:06.960	6	6	23.825	0.956	68.99
29	25	C	13 Stephen WIMBLE	Yamaha TZR250 - S.B.W Contractor	2:14.280	1	2	31.145	7.320	65.23

Weather / Track : Sunny / Dry
These results are provisional until the conclusion of any judicial and technical matters.

Brands Hatch GP

Circuit Length = 2.4332 miles

Start: 11:35 Flag 11:48 End: 11:50

Clerk Of Course :	Stewards :	Timekeeper : Craig Smith
-------------------	------------	--------------------------

 Results can be found at www.tsl-timing.com

Printed - 11:51 Saturday, 17 July 2021



BMCRC - MRO Championships 2021 - Rnd 4 @ Brands Hatch GP

DFDS Yamaha Past Masters

QUALIFYING - SECTOR ANALYSIS



SECTOR 1 = FL to I1, SECTOR 2 = I1 to I2, SECTOR 3 = I2 to FL, DIFF = Difference To Personal Best Lap, P = Crossed Finish Line in Pit Lane, D = Time Disallowed

P1 24		Scott CARSON		Yamaha TZR250 - Brian Grays Powerbiking, All England Diamon			
IDEAL LAP TIME : 1:42.987		BEST LAP TIME : 1:43.135		DIFFERENCE : 0.148			
LAP	SECTOR 1	SECTOR 2	SECTOR 3	LAP TIME	MPH	DIFF	TIME OF DAY
1 -	33.073	46.653	24.761	1:44.487	83.83	1.352	11:38:41.051
2 -	32.020	46.390	24.725	1:43.135 (1)	84.93		11:40:24.186
3 -	32.190	46.272	24.695	1:43.157 (2)	84.91	0.022	11:42:07.343
4 -	32.168	46.879	25.029	1:44.076 (3)	84.16	0.941	11:43:51.419
5 -	33.853	47.115	24.838	1:45.806	82.79	2.671	11:45:37.225
6 -	33.375	47.110	25.437	1:45.922	82.70	2.787	11:47:23.147

P2 19		Peter BRANTON		Yamaha TZR250 - Exactweld Racing			
IDEAL LAP TIME : 1:43.140		BEST LAP TIME : 1:43.738		DIFFERENCE : 0.598			
LAP	SECTOR 1	SECTOR 2	SECTOR 3	LAP TIME	MPH	DIFF	TIME OF DAY
1 -	33.356	47.051	25.560	1:45.967	82.66	2.229	11:38:45.888
2 -	32.590	46.697	26.018	1:45.305	83.18	1.567	11:40:31.193
3 -	32.555	46.261	24.947	1:43.763 (2)	84.42	0.025	11:42:14.956
4 -	32.499	47.161	24.978	1:44.638 (3)	83.71	0.900	11:43:59.594
5 -	33.169	46.732	25.192	1:45.093	83.35	1.355	11:45:44.687
6 -	32.526	46.168	25.044	1:43.738 (1)	84.44		11:47:28.425
7 -	32.263	47.721	24.709	1:44.693	83.67	0.955	11:49:13.118

P3 13		Doug EDMONDSON		Yamaha TZR250 - Stan Stephens Tuning			
IDEAL LAP TIME : 1:43.916		BEST LAP TIME : 1:43.916		DIFFERENCE : 0.000			
LAP	SECTOR 1	SECTOR 2	SECTOR 3	LAP TIME	MPH	DIFF	TIME OF DAY
1 -	33.549	48.405	25.960	1:47.914	81.17	3.998	11:38:48.746
2 -	34.039	47.492	25.729	1:47.260	81.66	3.344	11:40:36.006
3 -	33.349	48.680	25.718	1:47.747	81.30	3.831	11:42:23.753
4 -	32.933	47.801	25.434	1:46.168	82.50	2.252	11:44:09.921
5 -	32.822	47.244	25.262	1:45.328 (3)	83.16	1.412	11:45:55.249
6 -	32.701	46.991	25.305	1:44.997 (2)	83.42	1.081	11:47:40.246
7 -	32.456	46.468	24.992	1:43.916 (1)	84.29		11:49:24.162

P4 22		Rik BALLERINI		Yamaha TZR250 - SCLS LTD, GECKO RACING, CAMBRIDGE			
IDEAL LAP TIME : 1:44.044		BEST LAP TIME : 1:44.044		DIFFERENCE : 0.000			
LAP	SECTOR 1	SECTOR 2	SECTOR 3	LAP TIME	MPH	DIFF	TIME OF DAY
1 -	33.166	48.373	26.173	1:47.712	81.32	3.668	11:38:49.092
2 -	32.735	46.697	25.243	1:44.675 (2)	83.68	0.631	11:40:33.767
3 -	32.430	47.330	25.598	1:45.358	83.14	1.314	11:42:19.125
4 -	32.310	46.532	25.202	1:44.044 (1)	84.19		11:44:03.169
5 -	32.518	47.004	26.090	1:45.612	82.94	1.568	11:45:48.781
6 -	32.660	46.793	25.520	1:44.973 (3)	83.44	0.929	11:47:33.754

P5 57		Geoff MOOK		Yamaha TZR250 -			
IDEAL LAP TIME : 1:44.114		BEST LAP TIME : 1:44.191		DIFFERENCE : 0.077			
LAP	SECTOR 1	SECTOR 2	SECTOR 3	LAP TIME	MPH	DIFF	TIME OF DAY
1 -	36.247	50.014	26.859	1:53.120	77.43	8.929	11:38:58.398
2 -	35.014	50.843	26.310	1:52.167	78.09	7.976	11:40:50.565
3 -	34.423	48.692	25.726	1:48.841	80.48	4.650	11:42:39.406
4 -	33.509	47.681	25.266	1:46.456	82.28	2.265	11:44:25.862
5 -	32.862	48.123	25.437	1:46.422 (3)	82.31	2.231	11:46:12.284
6 -	32.829	47.654	25.036	1:45.519 (2)	83.01	1.328	11:47:57.803
7 -	32.906	46.478	24.807	1:44.191 (1)	84.07		11:49:41.994

Weather / Track : Sunny / Dry

Brands Hatch GP
 Circuit Length = 2.4332 miles
 Start: 11:35 Flag 11:48 End: 11:50

BMCRG - MRO Championships 2021 - Rnd 4 @ Brands Hatch GP

DFDS Yamaha Past Masters

QUALIFYING - SECTOR ANALYSIS



SECTOR 1 = FL to I1, SECTOR 2 = I1 to I2, SECTOR 3 = I2 to FL, DIFF = Difference To Personal Best Lap, P = Crossed Finish Line in Pit Lane, D = Time Disallowed

P6 74		Paul WHITBY		Yamaha TZR250 - Greybridge Ltd			
IDEAL LAP TIME : 1:44.818		BEST LAP TIME : 1:44.987		DIFFERENCE : 0.169			
LAP	SECTOR 1	SECTOR 2	SECTOR 3	LAP TIME	MPH	DIFF	TIME OF DAY
1 -	33.871	47.673	25.394	1:46.938	81.91	1.951	11:38:46.077
2 -	33.300	46.921	25.316	1:45.537 (2)	83.00	0.550	11:40:31.614
3 -	33.163	46.681	25.143	1:44.987 (1)	83.43		11:42:16.601
4 -	33.094	47.414	25.242	1:45.750 (3)	82.83	0.763	11:44:02.351
5 -	33.013	47.064	26.013	1:46.090	82.56	1.103	11:45:48.441
6 -	33.562	47.264	25.124	1:45.950	82.67	0.963	11:47:34.391
7 -	33.161	47.426	25.587	1:46.174	82.50	1.187	11:49:20.565

P7 15		Billy PERKINS		Yamaha TZR250 - T.w fuggle & son / Ashford tarmac			
IDEAL LAP TIME : 1:45.253		BEST LAP TIME : 1:45.545		DIFFERENCE : 0.292			
LAP	SECTOR 1	SECTOR 2	SECTOR 3	LAP TIME	MPH	DIFF	TIME OF DAY
1 -	33.017	48.930	25.912	1:47.859	81.21	2.314	11:38:50.069
2 -	33.225	49.096	26.123	1:48.444	80.77	2.899	11:40:38.513
3 -	32.727	48.441	26.070	1:47.238	81.68	1.693	11:42:25.751
4 -	32.582	48.000	25.430	1:46.012 (2)	82.63	0.467	11:44:11.763
5 -	32.421	47.402	25.722	1:45.545 (1)	82.99		11:45:57.308
6 -	32.574	47.812	26.491	1:46.877 (3)	81.96	1.332	11:47:44.185
7 -	32.486	47.675	27.725	1:47.886	81.19	2.341	11:49:32.071

P8 30		Alan COOPER		Yamaha TZR250 - twistgrip motorcycles			
IDEAL LAP TIME : 1:45.491		BEST LAP TIME : 1:45.692		DIFFERENCE : 0.201			
LAP	SECTOR 1	SECTOR 2	SECTOR 3	LAP TIME	MPH	DIFF	TIME OF DAY
1 -	33.905	49.746	26.629	1:50.280	79.43	4.588	11:39:50.562
2 -	33.303	49.108	25.536	1:47.947	81.14	2.255	11:41:38.509
3 -	33.161	47.711	25.948	1:46.820 (3)	82.00	1.128	11:43:25.329
4 -	33.056	47.486	25.150	1:45.692 (1)	82.88		11:45:11.021
5 -	33.571	48.919	25.296	1:47.786	81.27	2.094	11:46:58.807
6 -	32.888	47.871	25.117	1:45.876 (2)	82.73	0.184	11:48:44.683

P9 29		Derek CRIPPS		Yamaha TZR250 - Kelly Cripps - Team FBR			
IDEAL LAP TIME : 1:47.002		BEST LAP TIME : 1:47.119		DIFFERENCE : 0.117			
LAP	SECTOR 1	SECTOR 2	SECTOR 3	LAP TIME	MPH	DIFF	TIME OF DAY
1 -	34.294	48.973	25.954	1:49.221	80.20	2.102	11:38:54.763
2 -	33.546	47.895	25.808	1:47.249 (2)	81.67	0.130	11:40:42.012
3 -	33.842	48.002	25.917	1:47.761 (3)	81.28	0.642	11:42:29.773
4 -	33.327	47.905	25.887	1:47.119 (1)	81.77		11:44:16.892
5 -	33.520	48.752	25.780	1:48.052	81.07	0.933	11:46:04.944

P10 8 C		David BALL		Yamaha TZR250 - Gardiner Page and Roe pension consultants			
IDEAL LAP TIME : 1:47.510		BEST LAP TIME : 1:48.171		DIFFERENCE : 0.661			
LAP	SECTOR 1	SECTOR 2	SECTOR 3	LAP TIME	MPH	DIFF	TIME OF DAY
1 -	34.485	48.723	26.350	1:49.558	79.95	1.387	11:38:48.989
2 -	34.174	48.851	26.402	1:49.427	80.05	1.256	11:40:38.416
3 -	33.852	49.810	25.715	1:49.377	80.08	1.206	11:42:27.793
4 -	34.415	48.759	26.016	1:49.190 (3)	80.22	1.019	11:44:16.983
5 -	33.673	48.835	25.663	1:48.171 (1)	80.98		11:46:05.154
6 -	34.829	49.668	26.831	1:51.328	78.68	3.157	11:47:56.482
7 -	34.151	48.174	26.157	1:48.482 (2)	80.74	0.311	11:49:44.964

Weather / Track : Sunny / Dry

Brands Hatch GP
 Circuit Length = 2.4332 miles
 Start: 11:35 Flag 11:48 End: 11:50

BMCRC - MRO Championships 2021 - Rnd 4 @ Brands Hatch GP

DFDS Yamaha Past Masters

QUALIFYING - SECTOR ANALYSIS



SECTOR 1 = FL to I1, SECTOR 2 = I1 to I2, SECTOR 3 = I2 to FL, DIFF = Difference To Personal Best Lap, P = Crossed Finish Line in Pit Lane, D = Time Disallowed

P11 88		Michael STANLEY		Yamaha TZR250 -			
IDEAL LAP TIME : 1:48.062		BEST LAP TIME : 1:48.186		DIFFERENCE : 0.124			
LAP	SECTOR 1	SECTOR 2	SECTOR 3	LAP TIME	MPH	DIFF	TIME OF DAY
1 -	34.748	49.197	26.297	1:50.242	79.46	2.056	11:38:49.527
2 -	34.103	48.943	26.219	1:49.265	80.17	1.079	11:40:38.792
3 -	33.737	49.111	26.086	1:48.934	80.41	0.748	11:42:27.726
4 -	33.886	48.755	26.186	1:48.827	80.49	0.641	11:44:16.553
5 -	33.488	48.866	25.832	1:48.186 (1)	80.97		11:46:04.739
6 -	33.565	48.865	26.199	1:48.629 (2)	80.63	0.443	11:47:53.368
7 -	33.482	49.416	25.825	1:48.723 (3)	80.57	0.537	11:49:42.091

P12 61		Paul WELCH		Yamaha TZR250 -			
IDEAL LAP TIME : 1:49.376		BEST LAP TIME : 1:49.963		DIFFERENCE : 0.587			
LAP	SECTOR 1	SECTOR 2	SECTOR 3	LAP TIME	MPH	DIFF	TIME OF DAY
1 -	34.191	49.714	26.058	1:49.963 (1)	79.66		11:38:50.763
2 -	34.343	49.901	26.411	1:50.655	79.16	0.692	11:40:41.418
3 -	34.769	49.183	26.284	1:50.236 (3)	79.46	0.273	11:42:31.654
4 -	34.582	50.129	26.422	1:51.133	78.82	1.170	11:44:22.787
5 -	34.349	49.782	26.002	1:50.133 (2)	79.53	0.170	11:46:12.920
6 -	34.398	50.500	26.482	1:51.380	78.64	1.417	11:48:04.300
7 -	34.646	50.452	26.106	1:51.204	78.77	1.241	11:49:55.504

P13 46 C		Kevin MARSHALL		Yamaha TZR250 -			
IDEAL LAP TIME : 1:50.197		BEST LAP TIME : 1:50.472		DIFFERENCE : 0.275			
LAP	SECTOR 1	SECTOR 2	SECTOR 3	LAP TIME	MPH	DIFF	TIME OF DAY
1 -	35.120	52.515	28.669	1:56.304	75.31	5.832	11:38:59.614
2 -	35.230	51.342	27.221	1:53.793	76.98	3.321	11:40:53.407
3 -	35.187	50.854	26.999	1:53.040	77.49	2.568	11:42:46.447
4 -	35.005	50.067	26.828	1:51.900 (3)	78.28	1.428	11:44:38.347
5 -	34.412	49.862	26.736	1:51.010 (2)	78.91	0.538	11:46:29.357
6 -	33.903	49.944	26.625	1:50.472 (1)	79.29		11:48:19.829
7 -	34.380	51.125	26.432	1:51.937	78.25	1.465	11:50:11.766

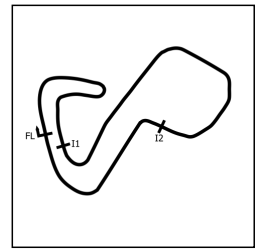
P14 27 C		Richard HAYWARD		Yamaha TZR250 - Hazel Motors/ Gforce			
IDEAL LAP TIME : 1:50.675		BEST LAP TIME : 1:51.112		DIFFERENCE : 0.437			
LAP	SECTOR 1	SECTOR 2	SECTOR 3	LAP TIME	MPH	DIFF	TIME OF DAY
1 -	35.595	51.595	27.360	1:54.550	76.47	3.438	11:39:21.980
2 -	34.819	49.572	26.721	1:51.112 (1)	78.83		11:41:13.092
3 -	34.828	50.378	26.631	1:51.837 (3)	78.32	0.725	11:43:04.929
4 -	34.790	50.141	27.054	1:51.985	78.22	0.873	11:44:56.914
5 -	35.498	50.439	26.313	1:52.250	78.03	1.138	11:46:49.164
6 -	34.794	49.576	26.962	1:51.332 (2)	78.68	0.220	11:48:40.496

P15 60 C		Daniel GOUGH		Yamaha TZR250 - G Force Motorcycles			
IDEAL LAP TIME : 1:51.137		BEST LAP TIME : 1:51.401		DIFFERENCE : 0.264			
LAP	SECTOR 1	SECTOR 2	SECTOR 3	LAP TIME	MPH	DIFF	TIME OF DAY
1 -	37.151	52.218	27.064	1:56.433	75.23	5.032	11:39:11.635
2 -	36.197	52.922	28.686	1:57.805	74.35	6.404	11:41:09.440
3 -	36.569	51.641	27.135	1:55.345	75.94	3.944	11:43:04.785
4 -	36.639	49.873	26.375	1:52.887 (3)	77.59	1.486	11:44:57.672
5 -	35.196	49.625	26.580	1:51.401 (1)	78.63		11:46:49.073
6 -	35.338	49.566	26.686	1:51.590 (2)	78.50	0.189	11:48:40.663

BMCRC - MRO Championships 2021 - Rnd 4 @ Brands Hatch GP

DFDS Yamaha Past Masters

QUALIFYING - SECTOR ANALYSIS



SECTOR 1 = FL to I1, SECTOR 2 = I1 to I2, SECTOR 3 = I2 to FL, DIFF = Difference To Personal Best Lap, P = Crossed Finish Line in Pit Lane, D = Time Disallowed

P16		72 C		Chris THAY		Yamaha TZR250 - Scell-it uk	
IDEAL LAP TIME : 1:51.455		BEST LAP TIME : 1:51.923		DIFFERENCE : 0.468			
LAP	SECTOR 1	SECTOR 2	SECTOR 3	LAP TIME	MPH	DIFF	TIME OF DAY
1 -	35.168	50.927	27.182	1:53.277	77.33	1.354	11:38:57.211
2 -	35.556	51.069	26.810	1:53.435	77.22	1.512	11:40:50.646
3 -	35.190	50.282	26.681	1:52.153 (3)	78.10	0.230	11:42:42.799
4 -	35.284	50.184	26.893	1:52.361	77.96	0.438	11:44:35.160
5 -	34.836	50.282	26.805	1:51.923 (1)	78.26		11:46:27.083
6 -	35.085	50.463	26.676	1:52.224	78.05	0.301	11:48:19.307
7 -	34.595	50.834	26.720	1:52.149 (2)	78.10	0.226	11:50:11.456

P17		9 R		David MACKENZIE		Yamaha TZR250 -	
IDEAL LAP TIME : 1:54.116		BEST LAP TIME : 1:54.589		DIFFERENCE : 0.473			
LAP	SECTOR 1	SECTOR 2	SECTOR 3	LAP TIME	MPH	DIFF	TIME OF DAY
1 -	OUTLAP	57.341	28.602	2:09.049	67.87	14.460	11:39:52.264
2 -	37.588	54.493	27.935	2:00.016	72.98	5.427	11:41:52.280
3 -	36.305	54.448	27.539	1:58.292 (3)	74.05	3.703	11:43:50.572
4 -	36.009	55.179	27.542	1:58.730	73.77	4.141	11:45:49.302
5 -	36.172	51.808	27.014	1:54.994 (2)	76.17	0.405	11:47:44.296
6 -	36.482	51.240	26.867	1:54.589 (1)	76.44		11:49:38.885

P18		4		Denis HALIL		Yamaha TZR250 - D & A AUTOS	
IDEAL LAP TIME : 1:52.628		BEST LAP TIME : 1:54.845		DIFFERENCE : 2.217			
LAP	SECTOR 1	SECTOR 2	SECTOR 3	LAP TIME	MPH	DIFF	TIME OF DAY
1 -	35.952	50.297	28.596	1:54.845 (1)	76.27		11:38:59.567
2 -	35.403	52.125	27.805	1:55.333 (2)	75.95	0.488	11:40:54.900
3 -	35.055	51.722	28.589	1:55.366 (3)	75.93	0.521	11:42:50.266

P19		67 C		Mark BAILEY		Yamaha TZR250 -	
IDEAL LAP TIME : 1:55.172		BEST LAP TIME : 1:55.468		DIFFERENCE : 0.296			
LAP	SECTOR 1	SECTOR 2	SECTOR 3	LAP TIME	MPH	DIFF	TIME OF DAY
1 -	36.392	53.278	28.273	1:57.943	74.27	2.475	11:39:09.130
2 -	36.694	54.079	28.158	1:58.931	73.65	3.463	11:41:08.061
3 -	36.514	53.448	27.400	1:57.362	74.63	1.894	11:43:05.423
4 -	36.202	51.873	27.393	1:55.468 (1)	75.86		11:45:00.891
5 -	35.906	52.500	27.444	1:55.850 (2)	75.61	0.382	11:46:56.741
6 -	36.064	52.516	28.242	1:56.822 (3)	74.98	1.354	11:48:53.563

P20		100 R		Philip ZANUTTO		Yamaha TZR250 - www.ypmrc.co.uk	
IDEAL LAP TIME : 1:56.144		BEST LAP TIME : 1:56.190		DIFFERENCE : 0.046			
LAP	SECTOR 1	SECTOR 2	SECTOR 3	LAP TIME	MPH	DIFF	TIME OF DAY
1 -	39.080	56.758	28.721	2:04.559	70.32	8.369	11:39:27.524
2 -	36.702	53.280	28.310	1:58.292	74.05	2.102	11:41:25.816
3 -	37.366	53.153	27.589	1:58.108 (3)	74.16	1.918	11:43:23.924
4 -	36.758	53.393	27.991	1:58.142	74.14	1.952	11:45:22.066
5 -	36.725	53.165	27.732	1:57.622 (2)	74.47	1.432	11:47:19.688
6 -	36.748	52.236	27.206	1:56.190 (1)	75.39		11:49:15.878

P21		42 C		Martin PEARSON		Yamaha TZR250 - Viking Inspection	
IDEAL LAP TIME : 1:56.766		BEST LAP TIME : 1:56.766		DIFFERENCE : 0.000			
LAP	SECTOR 1	SECTOR 2	SECTOR 3	LAP TIME	MPH	DIFF	TIME OF DAY
1 -	38.310	52.936	28.373	1:59.619	73.23	2.853	11:39:10.482
2 -	37.271	52.818	28.415	1:58.504 (3)	73.92	1.738	11:41:08.986
3 -	36.847	52.760	28.078	1:57.685 (2)	74.43	0.919	11:43:06.671
4 -	36.670	52.243	27.853	1:56.766 (1)	75.02		11:45:03.437
5 -	37.338	53.998	28.826	2:00.162	72.90	3.396	11:47:03.599
6 -	37.663	53.640	28.930	2:00.233	72.85	3.467	11:49:03.832

Weather / Track : Sunny / Dry

Brands Hatch GP

Circuit Length = 2.4332 miles

Start: 11:35 Flag 11:48 End: 11:50

BMCRC - MRO Championships 2021 - Rnd 4 @ Brands Hatch GP

DFDS Yamaha Past Masters

QUALIFYING - SECTOR ANALYSIS



SECTOR 1 = FL to I1, SECTOR 2 = I1 to I2, SECTOR 3 = I2 to FL, DIFF = Difference To Personal Best Lap, P = Crossed Finish Line in Pit Lane, D = Time Disallowed

P22 199 C		Michael FROST		Yamaha TZR250 -			
IDEAL LAP TIME : 1:57.008		BEST LAP TIME : 1:57.120		DIFFERENCE : 0.112			
LAP	SECTOR 1	SECTOR 2	SECTOR 3	LAP TIME	MPH	DIFF	TIME OF DAY
1 -	38.305	55.126	28.642	2:02.073	71.75	4.953	11:39:22.175
2 -	37.751	54.170	28.441	2:00.362	72.77	3.242	11:41:22.537
3 -	37.295	54.100	28.553	1:59.948	73.03	2.828	11:43:22.485
4 -	37.844	53.392	28.119	1:59.355 (3)	73.39	2.235	11:45:21.840
5 -	36.856	52.918	27.697	1:57.471 (2)	74.57	0.351	11:47:19.311
6 -	36.892	52.994	27.234	1:57.120 (1)	74.79		11:49:16.431

P23 73 R		Colvin TURNER		Yamaha TZR250 -			
IDEAL LAP TIME : 1:57.071		BEST LAP TIME : 1:57.347		DIFFERENCE : 0.276			
LAP	SECTOR 1	SECTOR 2	SECTOR 3	LAP TIME	MPH	DIFF	TIME OF DAY
1 -	36.301	53.158	27.888	1:57.347 (1)	74.64		11:39:13.937
2 -	37.262	52.882	28.015	1:58.159 (2)	74.13	0.812	11:41:12.096
3 -	37.222	53.255	28.044	1:58.521	73.90	1.174	11:43:10.617
4 -	37.175	52.981	28.065	1:58.221 (3)	74.09	0.874	11:45:08.838
5 -	37.751	54.320	28.590	2:00.661	72.59	3.314	11:47:09.499
6 -	37.765	53.873	28.372	2:00.010	72.99	2.663	11:49:09.509

P24 99 C		Paul FIRTH		Yamaha TZR250 - Joanne Porter			
IDEAL LAP TIME : 1:57.365		BEST LAP TIME : 1:58.164		DIFFERENCE : 0.799			
LAP	SECTOR 1	SECTOR 2	SECTOR 3	LAP TIME	MPH	DIFF	TIME OF DAY
1 -	40.086	57.763	29.578	2:07.427	68.74	9.263	11:39:29.113
2 -	38.900	56.657	28.858	2:04.415	70.40	6.251	11:41:33.528
3 -	38.382	55.276	27.969	2:01.627	72.02	3.463	11:43:35.155
4 -	38.311	54.844	27.621	2:00.776 (3)	72.52	2.612	11:45:35.931
5 -	37.772	52.800	27.592	1:58.164 (1)	74.13		11:47:34.095
6 -	37.076	52.697	28.488	1:58.261 (2)	74.07	0.097	11:49:32.356

P25 69 C		Mark ELLERAY		Yamaha TZR250 - Abbot Solutions Ltd			
IDEAL LAP TIME : 2:00.446		BEST LAP TIME : 2:00.989		DIFFERENCE : 0.543			
LAP	SECTOR 1	SECTOR 2	SECTOR 3	LAP TIME	MPH	DIFF	TIME OF DAY
1 -	38.523	53.728	28.738	2:00.989 (1)	72.40		11:39:15.186

P26 87 C		Denise BUTTON		Yamaha TZR250 -			
IDEAL LAP TIME : 2:05.005		BEST LAP TIME : 2:05.359		DIFFERENCE : 0.354			
LAP	SECTOR 1	SECTOR 2	SECTOR 3	LAP TIME	MPH	DIFF	TIME OF DAY
1 -	39.369	58.324	30.523	2:08.216	68.32	2.857	11:39:27.778
2 -	38.855	57.468	30.412	2:06.735	69.11	1.376	11:41:34.513
3 -	39.473	56.789	30.366	2:06.628 (3)	69.17	1.269	11:43:41.141
4 -	39.183	57.742	30.399	2:07.324	68.79	1.965	11:45:48.465
5 -	39.228	56.676	29.591	2:05.495 (2)	69.80	0.136	11:47:53.960
6 -	38.885	57.000	29.474	2:05.359 (1)	69.87		11:49:59.319

P27 65		Nigel TERRY		Yamaha TZR250 - NTrap Garage Doors			
IDEAL LAP TIME : 2:04.359		BEST LAP TIME : 2:06.004		DIFFERENCE : 1.645			
LAP	SECTOR 1	SECTOR 2	SECTOR 3	LAP TIME	MPH	DIFF	TIME OF DAY
1 -	40.170	58.583	30.253	2:09.006	67.90	3.002	11:39:28.732
2 -	38.789	58.922	30.414	2:08.125	68.36	2.121	11:41:36.857
3 -	39.759	57.635	29.873	2:07.267	68.83	1.263	11:43:44.124
4 -	39.883	57.521	29.236	2:06.640 (3)	69.17	0.636	11:45:50.764
5 -	39.498	57.305	29.559	2:06.362 (2)	69.32	0.358	11:47:57.126
6 -	39.540	56.334	30.130	2:06.004 (1)	69.52		11:50:03.130

Weather / Track : Sunny / Dry

Brands Hatch GP
Circuit Length = 2.4332 miles
Start: 11:35 Flag 11:48 End: 11:50

BMCRC - MRO Championships 2021 - Rnd 4 @ Brands Hatch GP

DFDS Yamaha Past Masters

QUALIFYING - SECTOR ANALYSIS



SECTOR 1 = FL to I1, SECTOR 2 = I1 to I2, SECTOR 3 = I2 to FL, DIFF = Difference To Personal Best Lap, P = Crossed Finish Line in Pit Lane, D = Time Disallowed

P28 41 C		Paul BOWLING		Yamaha TDR -			
IDEAL LAP TIME : 2:06.960		BEST LAP TIME : 2:06.960		DIFFERENCE : 0.000			
LAP	SECTOR 1	SECTOR 2	SECTOR 3	LAP TIME	MPH	DIFF	TIME OF DAY
1 -	42.227	58.729	30.069	2:11.025	66.85	4.065	11:39:34.137
2 -	40.966	58.723	30.415	2:10.104	67.32	3.144	11:41:44.241
3 -	41.124	57.500	29.951	2:08.575 (3)	68.13	1.615	11:43:52.816
4 -	40.796	57.201	30.060	2:08.057 (2)	68.40	1.097	11:46:00.873
5 -	41.205	58.604	29.808	2:09.617	67.58	2.657	11:48:10.490
6 -	40.170	57.137	29.653	2:06.960 (1)	68.99		11:50:17.450

P29 25 C		Stephen WIMBLE		Yamaha TZR250 - S.B.W Contractor			
IDEAL LAP TIME : 2:13.995		BEST LAP TIME : 2:14.280		DIFFERENCE : 0.285			
LAP	SECTOR 1	SECTOR 2	SECTOR 3	LAP TIME	MPH	DIFF	TIME OF DAY
1 -	41.588	1:00.334	32.358	2:14.280 (1)	65.23		11:39:40.243
2 -	42.478	1:01.844	32.073	2:16.395 (2)	64.22	2.115	11:41:56.638

BMCRC - MRO Championships 2021 - Rnd 4 @ Brands Hatch GP

DFDS Yamaha Past Masters

QUALIFYING - BEST SECTORS

SECTOR 1			SECTOR 2			SECTOR 3			IDEAL / BEST COMPARISON						
POS	NO	NAME	TIME	NO	NAME	TIME	NO	NAME	TIME	POS	NO	NAME	IDEAL	BEST	DIFF
													PERFECT LAP	1:42.883	
1	24	CARSON	32.020	19	BRANTON	46.168	24	CARSON	24.695	1	24	CARSON	1:42.987	1:43.135	0.148
2	19	BRANTON	32.263	24	CARSON	46.272	19	BRANTON	24.709	2	19	BRANTON	1:43.140	1:43.738	0.598
3	22	BALLERINI	32.310	13	EDMONDSON	46.468	57	MOOK	24.807	3	13	EDMONDSON	1:43.916	1:43.916	0.000
4	15	PERKINS	32.421	57	MOOK	46.478	13	EDMONDSON	24.992	4	22	BALLERINI	1:44.044	1:44.044	0.000
5	13	EDMONDSON	32.456	22	BALLERINI	46.532	30	COOPER	25.117	5	57	MOOK	1:44.114	1:44.191	0.077
6	57	MOOK	32.829	74	WHITBY	46.681	74	WHITBY	25.124	6	74	WHITBY	1:44.818	1:44.987	0.169
7	30	COOPER	32.888	15	PERKINS	47.402	22	BALLERINI	25.202	7	15	PERKINS	1:45.253	1:45.545	0.292
8	74	WHITBY	33.013	30	COOPER	47.486	15	PERKINS	25.430	8	30	COOPER	1:45.491	1:45.692	0.201
9	29	CRIPPS	33.327	29	CRIPPS	47.895	8	BALL	25.663	9	29	CRIPPS	1:47.002	1:47.119	0.117
10	88	STANLEY	33.482	8	BALL	48.174	29	CRIPPS	25.780	10	8	BALL	1:47.510	1:48.171	0.661
11	8	BALL	33.673	88	STANLEY	48.755	88	STANLEY	25.825	11	88	STANLEY	1:48.062	1:48.186	0.124
12	46	MARSHALL	33.903	61	WELCH	49.183	61	WELCH	26.002	12	61	WELCH	1:49.376	1:49.963	0.587
13	61	WELCH	34.191	60	GOUGH	49.566	27	HAYWARD	26.313	13	46	MARSHALL	1:50.197	1:50.472	0.275
14	72	THAY	34.595	27	HAYWARD	49.572	60	GOUGH	26.375	14	27	HAYWARD	1:50.675	1:51.112	0.437
15	27	HAYWARD	34.790	46	MARSHALL	49.862	46	MARSHALL	26.432	15	60	GOUGH	1:51.137	1:51.401	0.264
16	4	HALIL	35.055	72	THAY	50.184	72	THAY	26.676	16	72	THAY	1:51.455	1:51.923	0.468
17	60	GOUGH	35.196	4	HALIL	50.297	9	MACKENZIE	26.867	17	4	HALIL	1:52.628	1:54.845	2.217
18	67	BAILEY	35.906	9	MACKENZIE	51.240	100	ZANUTTO	27.206	18	9	MACKENZIE	1:54.116	1:54.589	0.473
19	9	MACKENZIE	36.009	67	BAILEY	51.873	199	FROST	27.234	19	67	BAILEY	1:55.172	1:55.468	0.296
20	73	TURNER	36.301	100	ZANUTTO	52.236	4	HALIL	27.276	20	100	ZANUTTO	1:56.144	1:56.190	0.046
21	42	PEARSON	36.670	42	PEARSON	52.243	67	BAILEY	27.393	21	42	PEARSON	1:56.766	1:56.766	0.000
22	100	ZANUTTO	36.702	99	FIRTH	52.697	99	FIRTH	27.592	22	199	FROST	1:57.008	1:57.120	0.112
23	199	FROST	36.856	73	TURNER	52.882	42	PEARSON	27.853	23	73	TURNER	1:57.071	1:57.347	0.276
24	99	FIRTH	37.076	199	FROST	52.918	73	TURNER	27.888	24	99	FIRTH	1:57.365	1:58.164	0.799
25	69	ELLERAY	37.980	69	ELLERAY	53.728	69	ELLERAY	28.738	25	69	ELLERAY	2:00.446	2:00.989	0.543
26	65	TERRY	38.789	65	TERRY	56.334	65	TERRY	29.236	26	65	TERRY	2:04.359	2:06.004	1.645
27	87	BUTTON	38.855	87	BUTTON	56.676	87	BUTTON	29.474	27	87	BUTTON	2:05.005	2:05.359	0.354
28	41	BOWLING	40.170	41	BOWLING	57.137	41	BOWLING	29.653	28	41	BOWLING	2:06.960	2:06.960	0.000
29	25	WIMBLE	41.588	25	WIMBLE	1:00.334	25	WIMBLE	32.073	29	25	WIMBLE	2:13.995	2:14.280	0.285

Weather / Track : Sunny / Dry

Results can be found at www.tsl-timing.com

Brands Hatch GP

Circuit Length = 2.4332 miles

Start: 11:35 Flag 11:48 End: 11:50

Printed - 11:51 Saturday, 17 July 2021

BMCRC - MRO Championships 2021 - Rnd 4 @ Brands Hatch GP

DFDS Yamaha Past Masters

QUALIFYING - STATISTICS

Competitors Started 29
Planned Start 2021-07-17 @ 11:16:00.000
Actual Start 2021-07-17 @ 11:35:38.301
Finish Time 2021-07-17 @ 11:48:39.215
Track Length 2.4332mi.
Total Laps 171
Total Distance Covered 416.0925mi.

Session Fastest Lap History

NO	CL	NAME	LAP TIME	TIME OF DAY	LAP	VEHICLE
24		Scott CARSON	1:44.487	11:38:41.054	1	Yamaha TZR250
24		Scott CARSON	1:43.135	11:40:24.189	2	Yamaha TZR250

Flag History

TYPE	TIME OF DAY
GREEN	11:35:38.301
FINISH	11:48:39.215

Flag Statistics

TYPE	COUNT	TOTAL LAPS	TOTAL TIME
Green	1	7	14:44.890
Red	0	0	0.000
Safety Car	0	0	0.000
FCY	0	0	0.000

BMCRC - MRO Championships 2021 - Rnd 4 @ Brands Hatch GP

DFDS Yamaha Past Masters

QUALIFYING - STATISTICS

CLASS :

13 Starters

Fastest Lap History

NO	NAME	LAP TIME	TIME OF DAY	LAP	VEHICLE
24	Scott CARSON	1:44.487	11:38:41.054	1	Yamaha TZR250
24	Scott CARSON	1:43.135	11:40:24.189	2	Yamaha TZR250

BMCRC - MRO Championships 2021 - Rnd 4 @ Brands Hatch GP

DFDS Yamaha Past Masters

QUALIFYING - STATISTICS

CLASS : C

13 Starters

Fastest Lap History

NO	NAME	LAP TIME	TIME OF DAY	LAP	VEHICLE
8	David BALL	1:49.558	11:38:49.016	1	Yamaha TZR250
8	David BALL	1:49.427	11:40:38.444	2	Yamaha TZR250
8	David BALL	1:49.377	11:42:27.793	3	Yamaha TZR250
8	David BALL	1:49.190	11:44:17.008	4	Yamaha TZR250
8	David BALL	1:48.171	11:46:05.181	5	Yamaha TZR250

Weather / Track : Sunny / Dry

Results can be found at www.tsl-timing.com

Page 3 of 4

Brands Hatch GP
Circuit Length = 2.4332 miles
Start: 11:35 Flag 11:48 End: 11:50

Printed - 11:51 Saturday, 17 July 2021

BMCRC - MRO Championships 2021 - Rnd 4 @ Brands Hatch GP

DFDS Yamaha Past Masters

QUALIFYING - STATISTICS

CLASS : R

3 Starters

Fastest Lap History

NO	NAME	LAP TIME	TIME OF DAY	LAP	VEHICLE
73	Colvin TURNER	1:57.347	11:39:13.971	1	Yamaha TZR250
9	David MACKENZIE	1:54.994	11:47:44.326	5	Yamaha TZR250
9	David MACKENZIE	1:54.589	11:49:38.916	6	Yamaha TZR250

BMCRC - MRO Championships 2021 - Rnd 4 @ Brands Hatch GP
DFDS Yamaha Past Masters
RACE 9 - GRID (6 Laps)

ROW 10	30	29	25	Stephen WIMBLE	28	41	Paul BOWLING			
ROW 9		27	65	Nigel TERRY	26	87	Denise BUTTON			
ROW 8	24	99	Paul FIRTH	23	73	Colvin TURNER	22	199	Michael FROST	
ROW 7		21	42	Martin PEARSON	20	100	Phillip ZANUTTO	19	67	Mark BAILEY
ROW 6	18	4	Denis HALIL	17	9	David MACKENZIE	16	72	Chris THAY	
ROW 5		15	60	Daniel GOUGH	14	27	Richard HAYWARD	13	46	Kevin MARSHALL
ROW 4	12	61	Paul WELCH	11	88	Michael STANLEY	10	8	David BALL	
ROW 3		9	29	Derek CRIPPS	8	30	Alan COOPER	7	15	Billy PERKINS
ROW 2	6	74	Paul WHITBY	5	57	Geoff MOOK	4	22	Rik BALLERINI	
ROW 1		3	13	Doug EDMONDSON	2	19	Peter BRANTON	1	24	Scott CARSON
										Pole

Brands Hatch GP

Circuit Length = 2.4332 miles

These results are provisional until the conclusion of any judicial and technical matters.

Clerk Of Course :	Stewards :	Timekeeper : Craig Smith
-------------------	------------	--------------------------

 Results can be found at www.tsl-timing.com

Printed - 11:52 Saturday, 17 July 2021



BMCRC - MRO Championships 2021 - Rnd 4 @ Brands Hatch GP
DFDS Yamaha Past Masters
RACE 9 - CLASSIFICATION

POS	NO	CL	PIC NAME	ENTRY	LAPS	TIME	GAP	DIFF	MPH	BEST	ON
1	24		1 Scott CARSON	Yamaha TZR250 - Brian Grays Powerbiking,All Eng	6	10:15.765			85.35	1:40.728	2
2	19		2 Peter BRANTON	Yamaha TZR250 - Exactweld Racing	6	10:28.443	12.678	12.678	83.63	1:43.252	5
3	15		3 Billy PERKINS	Yamaha TZR250 - T.w fuggle & son / Ashford tarma	6	10:30.141	14.376	1.698	83.40	1:43.458	5
4	13		4 Doug EDMONDSON	Yamaha TZR250 - Stan Stephens Tuning	6	10:30.307	14.542	0.166	83.38	1:43.599	5
5	30		5 Alan COOPER	Yamaha TZR250 - twistgrip motorcycles	6	10:31.512	15.747	1.205	83.22	1:43.735	5
6	57		6 Geoff MOOK	Yamaha TZR250 -	6	10:31.988	16.223	0.476	83.16	1:43.068	4
7	74		7 Paul WHITBY	Yamaha TZR250 - Greybridge Ltd	6	10:39.441	23.676	7.453	82.19	1:45.004	3
8	22		8 Rik BALLERINI	Yamaha TZR250 - SCLS LTD, GECKO RACING, C	6	10:41.054	25.289	1.613	81.98	1:45.198	3
9	88		9 Michael STANLEY	Yamaha TZR250 -	6	10:51.090	35.325	10.036	80.72	1:46.164	2
10	29		10 Derek CRIPPS	Yamaha TZR250 - Kelly Cripps - Team FBR	6	10:51.368	35.603	0.278	80.69	1:46.645	6
11	8	C	1 David BALL	Yamaha TZR250 - Gardiner Page and Roe pension	6	10:53.563	37.798	2.195	80.41	1:47.050	2
12	61		11 Paul WELCH	Yamaha TZR250 -	6	11:00.765	45.000	7.202	79.54	1:48.163	2
13	27	C	2 Richard HAYWARD	Yamaha TZR250 - Hazel Motors/ Gforce	6	11:00.801	45.036	0.036	79.53	1:48.777	5
14	72	C	3 Chris THAY	Yamaha TZR250 - Scell-it uk	6	11:10.183	54.418	9.382	78.42	1:49.335	3
15	46	C	4 Kevin MARSHALL	Yamaha TZR250 -	6	11:10.916	55.151	0.733	78.33	1:49.432	6
16	60	C	5 Daniel GOUGH	Yamaha TZR250 - G Force Motorcycles	6	11:30.744	1:14.979	19.828	76.09	1:53.035	2
17	9	R	1 David MACKENZIE	Yamaha TZR250 -	6	11:30.868	1:15.103	0.124	76.07	1:52.564	2
18	100	R	2 Philip ZANUTTO	Yamaha TZR250 - www.ypmrc.co.uk	6	11:37.703	1:21.938	6.835	75.33	1:54.384	3
19	42	C	6 Martin PEARSON	Yamaha TZR250 - Viking Inspection	6	11:39.516	1:23.751	1.813	75.13	1:54.414	5
20	199	C	7 Michael FROST	Yamaha TZR250 -	6	11:47.054	1:31.289	7.538	74.33	1:54.952	6
21	73	R	3 Colvin TURNER	Yamaha TZR250 -	6	12:04.251	1:48.486	17.197	72.57	1:57.412	2
22	87	C	8 Denise BUTTON	Yamaha TZR250 -	6	12:04.266	1:48.501	0.015	72.56	1:57.894	6
23	69	C	9 Mark ELLERAY	Yamaha TZR250 - Abbot Solutions Ltd	6	12:04.774	1:49.009	0.508	72.51	1:57.672	6
24	65		12 Nigel TERRY	Yamaha TZR250 - NTrap Garage Doors	6	12:10.715	1:54.950	5.941	71.92	1:59.193	2
25	99	C	10 Paul FIRTH	Yamaha TZR250 - Joanne Porter	6	12:11.302	1:55.537	0.587	71.87	1:59.097	5
26	25	C	11 Stephen WIMBLE	Yamaha TZR250 - S.B.W Contractor	5	10:33.849	1 Lap	1 Lap	69.10	2:04.090	4
27	41	C	12 Paul BOWLING	Yamaha TDR -	5	10:34.750	1 Lap	0.901	69.00	2:04.243	2

NOT CLASSIFIED

DNF	67	C	Mark BAILEY	Yamaha TZR250 -	1	2:05.459	5 Laps	4 Laps	69.82	2:05.459	1
DNF	4		Denis HALIL	Yamaha TZR250 - D & A AUTOS	0						

FASTEST LAP

	24		Scott CARSON	Yamaha TZR250 - Brian Grays Powerbiking,All Eng	2	1:40.728		86.96 mph		139.95 kph
	8	C	David BALL	Yamaha TZR250 - Gardiner Page and Roe pension	2	1:47.050		81.82 mph		131.69 kph
	9	R	David MACKENZIE	Yamaha TZR250 -	2	1:52.564		77.82 mph		125.24 kph

Class - 92.5% of Race Speed = 78.94 mph
 Class C - 92.5% of Race Speed = 74.37 mph
 Class R - 92.5% of Race Speed = 70.36 mph

Brands Hatch GP: 2.4332 miles
 Race Distance: 6 Laps / 14.59 miles
 Start: 15:11 Flag 15:21 End: 15:23

Weather / Track : Sunny / Dry

These results are provisional until the conclusion of any judicial and technical matters.

Clerk Of Course :	Stewards :	Timekeeper : Craig Smith
-------------------	------------	--------------------------

Results can be found at www.tsl-timing.com

Printed - 15:24 Saturday, 17 July 2021



BMCRC - MRO Championships 2021 - Rnd 4 @ Brands Hatch GP

DFDS Yamaha Past Masters

RACE 9 - LAP CHART

LAP 1 @ 15:12:46.513		
NO	BEHIND	LAP TIME

24		1:46.049
19	3.012	1:49.061
13	3.719	1:49.768
30	4.065	1:50.114
15	5.149	1:51.198
74	5.683	1:51.732
57	6.105	1:52.154
8	6.313	1:52.362
29	6.749	1:52.798
88	7.730	1:53.779
22	7.745	1:53.794
27	9.434	1:55.483
61	10.119	1:56.168
46	11.907	1:57.956
72	13.987	2:00.036
60	14.201	2:00.250
9	14.758	2:00.807
100	17.416	2:03.465
73	17.786	2:03.835
42	18.162	2:04.211
67	19.410	2:05.459
199	19.565	2:05.614
87	21.541	2:07.590
69	22.463	2:08.512
65	23.433	2:09.482
99	24.239	2:10.288
41	27.601	2:13.650
25	27.949	2:13.998

LAP 2 @ 15:14:27.241		
NO	BEHIND	LAP TIME

24		1:40.728
19	6.237	1:43.953
13	7.693	1:44.702
30	8.041	1:44.704
15	8.135	1:43.714
74	10.217	1:45.262
57	10.266	1:44.889
22	12.546	1:45.529
8	12.635	1:47.050
29	12.781	1:46.760
88	13.166	1:46.164
27	17.523	1:48.817
61	17.554	1:48.163
46	23.373	1:52.194
72	23.682	1:50.423
60	26.508	1:53.035
9	26.594	1:52.564
100	31.561	1:54.873
42	32.233	1:54.799
73	34.470	1:57.412
199	35.685	1:56.848
87	40.600	1:59.787
69	41.110	1:59.375
65	41.898	1:59.193
99	44.777	2:01.266
41	51.116	2:04.243
25	51.843	2:04.622

LAP 3 @ 15:16:08.153		
NO	BEHIND	LAP TIME

24		1:40.912
19	9.677	1:44.352
13	11.066	1:44.285
15	11.122	1:43.899
30	11.568	1:44.439
57	12.980	1:43.626
74	14.309	1:45.004
22	16.832	1:45.198
8	18.979	1:47.256
88	19.172	1:46.918
29	19.390	1:47.521
27	26.473	1:49.862
61	26.508	1:49.866
72	32.105	1:49.335
46	33.623	1:51.162
9	40.268	1:54.586
60	40.687	1:55.091
100	45.033	1:54.384
42	46.574	1:55.253
199	53.447	1:58.674
73	53.796	2:00.238
87	59.859	2:00.171
69	1:00.359	2:00.161
65	1:01.242	2:00.256
99	1:04.624	2:00.759
41	1:16.519	2:06.315
25	1:17.225	2:06.294

LAP 4 @ 15:17:50.721		
NO	BEHIND	LAP TIME

24		1:42.568
19	10.845	1:43.736
13	12.656	1:44.158
15	12.754	1:44.200
30	13.041	1:44.041
57	13.480	1:43.068
74	17.563	1:45.822
22	19.467	1:45.203
8	24.939	1:48.528
29	25.402	1:48.580
88	25.576	1:48.972
27	32.770	1:48.865
61	33.157	1:49.217
72	40.621	1:51.084
46	41.356	1:50.301
60	51.935	1:53.816
9	52.065	1:54.365
100	57.523	1:55.058
42	59.518	1:55.512
199	1:06.700	1:55.821
73	1:11.453	2:00.225
87	1:17.459	2:00.168
69	1:18.113	2:00.322
65	1:19.035	2:00.361
99	1:22.621	2:00.565
25	1:38.747	2:04.090
41	1:39.531	2:05.580

LAP 5 @ 15:19:33.048		
NO	BEHIND	LAP TIME

24		1:42.327
----	--	----------

19	11.770	1:43.252
15	13.885	1:43.458
13	13.928	1:43.599
30	14.449	1:43.735
57	14.994	1:43.841
74	20.968	1:45.732
22	22.772	1:45.632
88	31.903	1:48.654
8	31.986	1:49.374
29	32.139	1:49.064
27	39.220	1:48.777
61	39.304	1:48.474
72	48.238	1:49.944
46	48.900	1:49.871
60	1:03.864	1:54.256
9	1:03.952	1:54.214
100	1:10.283	1:55.087
42	1:11.605	1:54.414
199	1:19.518	1:55.145
73	1:30.538	2:01.412
87	1:33.788	1:58.656
69	1:34.518	1:58.732
65	1:36.054	1:59.346
99	1:39.391	1:59.097

LAP 6 @ 15:21:16.229		
NO	BEHIND	LAP TIME

24		1:43.181
19	12.678	1:44.089
15	14.376	1:43.672
13	14.542	1:43.795
30	15.747	1:44.479
57	16.223	1:44.410
25	1 Lap	2:04.845
41	1 Lap	2:04.962
74	23.676	1:45.889
22	25.289	1:45.698
88	35.325	1:46.603
29	35.603	1:46.645
8	37.798	1:48.993
61	45.000	1:48.877
27	45.036	1:48.997
72	54.418	1:49.361
46	55.151	1:49.432
60	1:14.979	1:54.296
9	1:15.103	1:54.332
100	1:21.938	1:54.836
42	1:23.751	1:55.327
199	1:31.289	1:54.952
73	1:48.486	2:01.129
87	1:48.501	1:57.894
69	1:49.009	1:57.672
65	1:54.950	2:02.077
99	1:55.537	1:59.327

Weather / Track : Sunny / Dry

Results can be found at www.tsl-timing.com

Brands Hatch GP
Circuit Length = 2.4332 miles
Start: 15:11 Flag 15:21 End: 15:23

Printed - 15:25 Saturday, 17 July 2021

BMCR - MRO Championships 2021 - Rnd 4 @ Brands Hatch GP

DFDS Yamaha Past Masters

RACE 9 - SECTOR ANALYSIS



SECTOR 1 = FL to I1, SECTOR 2 = I1 to I2, SECTOR 3 = I2 to FL, DIFF = Difference To Personal Best Lap, P = Crossed Finish Line in Pit Lane, D = Time Disallowed

P1 24		Scott CARSON		Yamaha TZR250 - Brian Grays Powerbiking, All England Diamon			
IDEAL LAP TIME : 1:40.728		BEST LAP TIME : 1:40.728		DIFFERENCE : 0.000			
LAP	SECTOR 1	SECTOR 2	SECTOR 3	LAP TIME	MPH	DIFF	TIME OF DAY
1 -		45.499	24.379	1:46.049	82.60	5.321	15:12:46.513
2 -	31.291	45.171	24.266	1:40.728 (1)	86.96		15:14:27.241
3 -	31.368	45.251	24.293	1:40.912 (2)	86.80	0.184	15:16:08.153
4 -	31.859	45.901	24.808	1:42.568	85.40	1.840	15:17:50.721
5 -	32.026	45.941	24.360	1:42.327 (3)	85.60	1.599	15:19:33.048
6 -	32.141	46.153	24.887	1:43.181	84.89	2.453	15:21:16.229

P2 19		Peter BRANTON		Yamaha TZR250 - Exactweld Racing			
IDEAL LAP TIME : 1:43.236		BEST LAP TIME : 1:43.252		DIFFERENCE : 0.016			
LAP	SECTOR 1	SECTOR 2	SECTOR 3	LAP TIME	MPH	DIFF	TIME OF DAY
1 -		46.294	24.963	1:49.061	80.32	5.809	15:12:49.525
2 -	32.935	46.334	24.684	1:43.953 (3)	84.26	0.701	15:14:33.478
3 -	32.867	46.750	24.735	1:44.352	83.94	1.100	15:16:17.830
4 -	32.447	46.209	25.080	1:43.736 (2)	84.44	0.484	15:18:01.566
5 -	32.463	46.135	24.654	1:43.252 (1)	84.83		15:19:44.818
6 -	32.917	46.249	24.923	1:44.089	84.15	0.837	15:21:28.907

P3 15		Billy PERKINS		Yamaha TZR250 - T.w fuggle & son / Ashford tarmac			
IDEAL LAP TIME : 1:43.104		BEST LAP TIME : 1:43.458		DIFFERENCE : 0.354			
LAP	SECTOR 1	SECTOR 2	SECTOR 3	LAP TIME	MPH	DIFF	TIME OF DAY
1 -		46.947	25.256	1:51.198	78.77	7.740	15:12:51.662
2 -	32.026	46.765	24.923	1:43.714 (3)	84.46	0.256	15:14:35.376
3 -	32.328	46.837	24.734	1:43.899	84.31	0.441	15:16:19.275
4 -	32.457	46.768	24.975	1:44.200	84.06	0.742	15:18:03.475
5 -	32.133	46.467	24.858	1:43.458 (1)	84.67		15:19:46.933
6 -	32.365	46.344	24.963	1:43.672 (2)	84.49	0.214	15:21:30.605

P4 13		Doug EDMONDSON		Yamaha TZR250 - Stan Stephens Tuning			
IDEAL LAP TIME : 1:43.306		BEST LAP TIME : 1:43.599		DIFFERENCE : 0.293			
LAP	SECTOR 1	SECTOR 2	SECTOR 3	LAP TIME	MPH	DIFF	TIME OF DAY
1 -		46.914	25.527	1:49.768	79.80	6.169	15:12:50.232
2 -	32.717	46.751	25.234	1:44.702	83.66	1.103	15:14:34.934
3 -	32.638	46.754	24.893	1:44.285	83.99	0.686	15:16:19.219
4 -	32.408	46.585	25.165	1:44.158 (3)	84.10	0.559	15:18:03.377
5 -	32.701	46.168	24.730	1:43.599 (1)	84.55		15:19:46.976
6 -	32.502	46.405	24.888	1:43.795 (2)	84.39	0.196	15:21:30.771

P5 30		Alan COOPER		Yamaha TZR250 - twistgrip motorcycles			
IDEAL LAP TIME : 1:43.534		BEST LAP TIME : 1:43.735		DIFFERENCE : 0.201			
LAP	SECTOR 1	SECTOR 2	SECTOR 3	LAP TIME	MPH	DIFF	TIME OF DAY
1 -		46.496	24.879	1:50.114	79.55	6.379	15:12:50.578
2 -	32.647	47.029	25.028	1:44.704	83.66	0.969	15:14:35.282
3 -	33.018	46.725	24.696	1:44.439 (3)	83.87	0.704	15:16:19.721
4 -	32.502	46.809	24.730	1:44.041 (2)	84.19	0.306	15:18:03.762
5 -	32.607	46.494	24.634	1:43.735 (1)	84.44		15:19:47.497
6 -	32.406	46.691	25.382	1:44.479	83.84	0.744	15:21:31.976

BMCRG - MRO Championships 2021 - Rnd 4 @ Brands Hatch GP

DFDS Yamaha Past Masters

RACE 9 - SECTOR ANALYSIS



SECTOR 1 = FL to I1, SECTOR 2 = I1 to I2, SECTOR 3 = I2 to FL, DIFF = Difference To Personal Best Lap, P = Crossed Finish Line in Pit Lane, D = Time Disallowed

P6 57		Geoff MOOK		Yamaha TZR250 -			
IDEAL LAP TIME : 1:43.068		BEST LAP TIME : 1:43.068		DIFFERENCE : 0.000			
LAP	SECTOR 1	SECTOR 2	SECTOR 3	LAP TIME	MPH	DIFF	TIME OF DAY
1 -		47.177	26.596	1:52.154	78.10	9.086	15:12:52.618
2 -	32.946	46.780	25.163	1:44.889	83.51	1.821	15:14:37.507
3 -	32.494	46.208	24.924	1:43.626 (2)	84.53	0.558	15:16:21.133
4 -	32.318	45.962	24.788	1:43.068 (1)	84.99		15:18:04.201
5 -	32.388	46.453	25.000	1:43.841 (3)	84.35	0.773	15:19:48.042
6 -	32.361	46.374	25.675	1:44.410	83.89	1.342	15:21:32.452

P7 74		Paul WHITBY		Yamaha TZR250 - Greybridge Ltd			
IDEAL LAP TIME : 1:44.814		BEST LAP TIME : 1:45.004		DIFFERENCE : 0.190			
LAP	SECTOR 1	SECTOR 2	SECTOR 3	LAP TIME	MPH	DIFF	TIME OF DAY
1 -		47.324	25.093	1:51.732	78.39	6.728	15:12:52.196
2 -	33.191	47.008	25.063	1:45.262 (2)	83.21	0.258	15:14:37.458
3 -	33.201	46.737	25.066	1:45.004 (1)	83.42		15:16:22.462
4 -	33.288	47.266	25.268	1:45.822	82.77	0.818	15:18:08.284
5 -	33.209	47.486	25.037	1:45.732 (3)	82.84	0.728	15:19:54.016
6 -	33.040	47.527	25.322	1:45.889	82.72	0.885	15:21:39.905

P8 22		Rik BALLERINI		Yamaha TZR250 - SCLS LTD, GECKO RACING, CAMBRIDGE			
IDEAL LAP TIME : 1:44.882		BEST LAP TIME : 1:45.198		DIFFERENCE : 0.316			
LAP	SECTOR 1	SECTOR 2	SECTOR 3	LAP TIME	MPH	DIFF	TIME OF DAY
1 -		47.328	25.799	1:53.794	76.97	8.596	15:12:54.258
2 -	32.736	47.137	25.656	1:45.529 (3)	83.00	0.331	15:14:39.787
3 -	32.707	47.156	25.335	1:45.198 (1)	83.27		15:16:24.985
4 -	32.607	47.176	25.420	1:45.203 (2)	83.26	0.005	15:18:10.188
5 -	32.854	47.323	25.455	1:45.632	82.92	0.434	15:19:55.820
6 -	32.410	47.513	25.775	1:45.698	82.87	0.500	15:21:41.518

P9 88		Michael STANLEY		Yamaha TZR250 -			
IDEAL LAP TIME : 1:45.899		BEST LAP TIME : 1:46.164		DIFFERENCE : 0.265			
LAP	SECTOR 1	SECTOR 2	SECTOR 3	LAP TIME	MPH	DIFF	TIME OF DAY
1 -		47.832	25.969	1:53.779	76.98	7.615	15:12:54.243
2 -	33.232	47.584	25.348	1:46.164 (1)	82.51		15:14:40.407
3 -	33.391	47.864	25.663	1:46.918 (3)	81.93	0.754	15:16:27.325
4 -	33.672	48.836	26.464	1:48.972	80.38	2.808	15:18:16.297
5 -	33.735	49.046	25.873	1:48.654	80.62	2.490	15:20:04.951
6 -	32.967	48.007	25.629	1:46.603 (2)	82.17	0.439	15:21:51.554

P10 29		Derek CRIPPS		Yamaha TZR250 - Kelly Cripps - Team FBR			
IDEAL LAP TIME : 1:46.045		BEST LAP TIME : 1:46.645		DIFFERENCE : 0.600			
LAP	SECTOR 1	SECTOR 2	SECTOR 3	LAP TIME	MPH	DIFF	TIME OF DAY
1 -		47.351	25.519	1:52.798	77.65	6.153	15:12:53.262
2 -	33.213	48.066	25.481	1:46.760 (2)	82.05	0.115	15:14:40.022
3 -	33.756	48.135	25.630	1:47.521 (3)	81.47	0.876	15:16:27.543
4 -	33.875	48.634	26.071	1:48.580	80.67	1.935	15:18:16.123
5 -	33.982	49.002	26.080	1:49.064	80.31	2.419	15:20:05.187
6 -	33.239	47.778	25.628	1:46.645 (1)	82.14		15:21:51.832

BMCRC - MRO Championships 2021 - Rnd 4 @ Brands Hatch GP

DFDS Yamaha Past Masters

RACE 9 - SECTOR ANALYSIS



SECTOR 1 = FL to I1, SECTOR 2 = I1 to I2, SECTOR 3 = I2 to FL, DIFF = Difference To Personal Best Lap, P = Crossed Finish Line in Pit Lane, D = Time Disallowed

P11 8 C		David BALL		Yamaha TZR250 - Gardiner Page and Roe pension consultants			
IDEAL LAP TIME : 1:46.317		BEST LAP TIME : 1:47.050		DIFFERENCE : 0.733			
LAP	SECTOR 1	SECTOR 2	SECTOR 3	LAP TIME	MPH	DIFF	TIME OF DAY
1 -		47.696	25.422	1:52.362	77.96	5.312	15:12:52.826
2 -	33.199	47.921	25.930	1:47.050 (1)	81.82		15:14:39.876
3 -	33.420	47.964	25.872	1:47.256 (2)	81.67	0.206	15:16:27.132
4 -	33.620	48.922	25.986	1:48.528 (3)	80.71	1.478	15:18:15.660
5 -	33.908	49.396	26.070	1:49.374	80.09	2.324	15:20:05.034
6 -	33.817	49.026	26.150	1:48.993	80.37	1.943	15:21:54.027

P12 61		Paul WELCH		Yamaha TZR250 -			
IDEAL LAP TIME : 1:47.971		BEST LAP TIME : 1:48.163		DIFFERENCE : 0.192			
LAP	SECTOR 1	SECTOR 2	SECTOR 3	LAP TIME	MPH	DIFF	TIME OF DAY
1 -		49.523	26.215	1:56.168	75.40	8.005	15:12:56.632
2 -	33.721	48.903	25.539	1:48.163 (1)	80.98		15:14:44.795
3 -	34.157	49.175	26.534	1:49.866	79.73	1.703	15:16:34.661
4 -	34.538	48.859	25.820	1:49.217	80.20	1.054	15:18:23.878
5 -	33.806	48.711	25.957	1:48.474 (2)	80.75	0.311	15:20:12.352
6 -	34.180	48.809	25.888	1:48.877 (3)	80.45	0.714	15:22:01.229

P13 27 C		Richard HAYWARD		Yamaha TZR250 - Hazel Motors/ Gforce			
IDEAL LAP TIME : 1:47.857		BEST LAP TIME : 1:48.777		DIFFERENCE : 0.920			
LAP	SECTOR 1	SECTOR 2	SECTOR 3	LAP TIME	MPH	DIFF	TIME OF DAY
1 -		48.475	25.962	1:55.483	75.85	6.706	15:12:55.947
2 -	33.921	48.962	25.934	1:48.817 (2)	80.50	0.040	15:14:44.764
3 -	34.380	48.996	26.486	1:49.862	79.73	1.085	15:16:34.626
4 -	33.652	49.108	26.105	1:48.865 (3)	80.46	0.088	15:18:23.491
5 -	33.922	48.701	26.154	1:48.777 (1)	80.53		15:20:12.268
6 -	33.962	49.305	25.730	1:48.997	80.36	0.220	15:22:01.265

P14 72 C		Chris THAY		Yamaha TZR250 - Scell-it uk			
IDEAL LAP TIME : 1:49.113		BEST LAP TIME : 1:49.335		DIFFERENCE : 0.222			
LAP	SECTOR 1	SECTOR 2	SECTOR 3	LAP TIME	MPH	DIFF	TIME OF DAY
1 -		50.455	26.716	2:00.036	72.97	10.701	15:13:00.500
2 -	35.044	49.474	25.905	1:50.423	79.32	1.088	15:14:50.923
3 -	34.094	49.339	25.902	1:49.335 (1)	80.11		15:16:40.258
4 -	34.650	50.163	26.271	1:51.084	78.85	1.749	15:18:31.342
5 -	34.499	49.478	25.967	1:49.944 (3)	79.67	0.609	15:20:21.286
6 -	34.290	49.391	25.680	1:49.361 (2)	80.10	0.026	15:22:10.647

P15 46 C		Kevin MARSHALL		Yamaha TZR250 -			
IDEAL LAP TIME : 1:49.432		BEST LAP TIME : 1:49.432		DIFFERENCE : 0.000			
LAP	SECTOR 1	SECTOR 2	SECTOR 3	LAP TIME	MPH	DIFF	TIME OF DAY
1 -		49.941	26.486	1:57.956	74.26	8.524	15:12:58.420
2 -	34.930	50.458	26.806	1:52.194	78.07	2.762	15:14:50.614
3 -	34.960	49.954	26.248	1:51.162	78.80	1.730	15:16:41.776
4 -	34.298	49.477	26.526	1:50.301 (3)	79.41	0.869	15:18:32.077
5 -	34.073	49.630	26.168	1:49.871 (2)	79.72	0.439	15:20:21.948
6 -	33.974	49.440	26.018	1:49.432 (1)	80.04		15:22:11.380

Weather / Track : Sunny / Dry

Brands Hatch GP
Circuit Length = 2.4332 miles
Start: 15:11 Flag 15:21 End: 15:23

BMCRC - MRO Championships 2021 - Rnd 4 @ Brands Hatch GP

DFDS Yamaha Past Masters

RACE 9 - SECTOR ANALYSIS



SECTOR 1 = FL to I1, SECTOR 2 = I1 to I2, SECTOR 3 = I2 to FL, DIFF = Difference To Personal Best Lap, P = Crossed Finish Line in Pit Lane, D = Time Disallowed

P16 60 C		Daniel GOUGH		Yamaha TZR250 - G Force Motorcycles			
IDEAL LAP TIME : 1:52.505		BEST LAP TIME : 1:53.035		DIFFERENCE : 0.530			
LAP	SECTOR 1	SECTOR 2	SECTOR 3	LAP TIME	MPH	DIFF	TIME OF DAY
1 -		50.781	27.088	2:00.250	72.84	7.215	15:13:00.714
2 -	35.926	50.064	27.045	1:53.035 (1)	77.49		15:14:53.749
3 -	35.779	52.602	26.710	1:55.091	76.11	2.056	15:16:48.840
4 -	35.828	50.786	27.202	1:53.816 (2)	76.96	0.781	15:18:42.656
5 -	35.904	51.163	27.189	1:54.256 (3)	76.66	1.221	15:20:36.912
6 -	35.731	51.522	27.043	1:54.296	76.64	1.261	15:22:31.208

P17 9 R		David MACKENZIE		Yamaha TZR250 -			
IDEAL LAP TIME : 1:52.564		BEST LAP TIME : 1:52.564		DIFFERENCE : 0.000			
LAP	SECTOR 1	SECTOR 2	SECTOR 3	LAP TIME	MPH	DIFF	TIME OF DAY
1 -		50.931	27.023	2:00.807	72.51	8.243	15:13:01.271
2 -	35.718	50.238	26.608	1:52.564 (1)	77.82		15:14:53.835
3 -	36.189	51.648	26.749	1:54.586	76.44	2.022	15:16:48.421
4 -	36.421	51.227	26.717	1:54.365	76.59	1.801	15:18:42.786
5 -	35.949	51.359	26.906	1:54.214 (2)	76.69	1.650	15:20:37.000
6 -	35.762	51.786	26.784	1:54.332 (3)	76.61	1.768	15:22:31.332

P18 100 R		Philip ZANUTTO		Yamaha TZR250 - www.ypmrc.co.uk			
IDEAL LAP TIME : 1:53.990		BEST LAP TIME : 1:54.384		DIFFERENCE : 0.394			
LAP	SECTOR 1	SECTOR 2	SECTOR 3	LAP TIME	MPH	DIFF	TIME OF DAY
1 -		51.548	27.212	2:03.465	70.94	9.081	15:13:03.929
2 -	36.044	51.643	27.186	1:54.873 (3)	76.25	0.489	15:14:58.802
3 -	35.960	51.193	27.231	1:54.384 (1)	76.58		15:16:53.186
4 -	36.366	51.555	27.137	1:55.058	76.13	0.674	15:18:48.244
5 -	36.420	51.415	27.252	1:55.087	76.11	0.703	15:20:43.331
6 -	36.723	51.276	26.837	1:54.836 (2)	76.28	0.452	15:22:38.167

P19 42 C		Martin PEARSON		Yamaha TZR250 - Viking Inspection			
IDEAL LAP TIME : 1:54.393		BEST LAP TIME : 1:54.414		DIFFERENCE : 0.021			
LAP	SECTOR 1	SECTOR 2	SECTOR 3	LAP TIME	MPH	DIFF	TIME OF DAY
1 -		52.238	27.970	2:04.211	70.52	9.797	15:13:04.675
2 -	36.207	51.206	27.386	1:54.799 (2)	76.30	0.385	15:14:59.474
3 -	36.464	51.570	27.219	1:55.253 (3)	76.00	0.839	15:16:54.727
4 -	36.593	51.334	27.585	1:55.512	75.83	1.098	15:18:50.239
5 -	35.968	51.215	27.231	1:54.414 (1)	76.56		15:20:44.653
6 -	36.209	51.680	27.438	1:55.327	75.95	0.913	15:22:39.980

P20 199 C		Michael FROST		Yamaha TZR250 -			
IDEAL LAP TIME : 1:54.722		BEST LAP TIME : 1:54.952		DIFFERENCE : 0.230			
LAP	SECTOR 1	SECTOR 2	SECTOR 3	LAP TIME	MPH	DIFF	TIME OF DAY
1 -		53.071	27.472	2:05.614	69.73	10.662	15:13:06.078
2 -	36.612	52.206	28.030	1:56.848	74.96	1.896	15:15:02.926
3 -	36.562	53.979	28.133	1:58.674	73.81	3.722	15:17:01.600
4 -	36.130	52.297	27.394	1:55.821 (3)	75.63	0.869	15:18:57.421
5 -	35.854	51.994	27.297	1:55.145 (2)	76.07	0.193	15:20:52.566
6 -	35.694	52.224	27.034	1:54.952 (1)	76.20		15:22:47.518

BMCR - MRO Championships 2021 - Rnd 4 @ Brands Hatch GP

DFDS Yamaha Past Masters

RACE 9 - SECTOR ANALYSIS



SECTOR 1 = FL to I1, SECTOR 2 = I1 to I2, SECTOR 3 = I2 to FL, DIFF = Difference To Personal Best Lap, P = Crossed Finish Line in Pit Lane, D = Time Disallowed

P21 73 R		Colvin TURNER		Yamaha TZR250 -			
IDEAL LAP TIME : 1:56.472		BEST LAP TIME : 1:57.412		DIFFERENCE : 0.940			
LAP	SECTOR 1	SECTOR 2	SECTOR 3	LAP TIME	MPH	DIFF	TIME OF DAY
1 -		52.557	27.922	2:03.835	70.73	6.423	15:13:04.299
2 -	35.993	53.472	27.947	1:57.412 (1)	74.60		15:15:01.711
3 -	36.910	54.761	28.567	2:00.238 (3)	72.85	2.826	15:17:01.949
4 -	36.623	54.179	29.423	2:00.225 (2)	72.86	2.813	15:19:02.174
5 -	37.420	55.049	28.943	2:01.412	72.14	4.000	15:21:03.586
6 -	37.689	54.792	28.648	2:01.129	72.31	3.717	15:23:04.715

P22 87 C		Denise BUTTON		Yamaha TZR250 -			
IDEAL LAP TIME : 1:57.691		BEST LAP TIME : 1:57.894		DIFFERENCE : 0.203			
LAP	SECTOR 1	SECTOR 2	SECTOR 3	LAP TIME	MPH	DIFF	TIME OF DAY
1 -		53.680	28.112	2:07.590	68.65	9.696	15:13:08.054
2 -	37.279	54.077	28.431	1:59.787 (3)	73.12	1.893	15:15:07.841
3 -	36.977	54.873	28.321	2:00.171	72.89	2.277	15:17:08.012
4 -	37.107	54.835	28.226	2:00.168	72.89	2.274	15:19:08.180
5 -	36.597	53.732	28.327	1:58.656 (2)	73.82	0.762	15:21:06.836
6 -	35.968	53.611	28.315	1:57.894 (1)	74.30		15:23:04.730

P23 69 C		Mark ELLERAY		Yamaha TZR250 - Abbot Solutions Ltd			
IDEAL LAP TIME : 1:57.467		BEST LAP TIME : 1:57.672		DIFFERENCE : 0.205			
LAP	SECTOR 1	SECTOR 2	SECTOR 3	LAP TIME	MPH	DIFF	TIME OF DAY
1 -		53.486	28.407	2:08.512	68.16	10.840	15:13:08.976
2 -	37.087	53.822	28.466	1:59.375 (3)	73.38	1.703	15:15:08.351
3 -	37.277	54.472	28.412	2:00.161	72.90	2.489	15:17:08.512
4 -	37.756	53.946	28.620	2:00.322	72.80	2.650	15:19:08.834
5 -	37.098	53.286	28.348	1:58.732 (2)	73.77	1.060	15:21:07.566
6 -	36.509	52.610	28.553	1:57.672 (1)	74.44		15:23:05.238

P24 65		Nigel TERRY		Yamaha TZR250 - NTrap Garage Doors			
IDEAL LAP TIME : 1:58.600		BEST LAP TIME : 1:59.193		DIFFERENCE : 0.593			
LAP	SECTOR 1	SECTOR 2	SECTOR 3	LAP TIME	MPH	DIFF	TIME OF DAY
1 -		54.026	28.187	2:09.482	67.65	10.289	15:13:09.946
2 -	36.923	54.138	28.132	1:59.193 (1)	73.49		15:15:09.139
3 -	37.662	53.884	28.710	2:00.256 (3)	72.84	1.063	15:17:09.395
4 -	37.660	54.256	28.445	2:00.361	72.77	1.168	15:19:09.756
5 -	37.450	53.545	28.351	1:59.346 (2)	73.39	0.153	15:21:09.102
6 -	37.493	55.011	29.573	2:02.077	71.75	2.884	15:23:11.179

P25 99 C		Paul FIRTH		Yamaha TZR250 - Joanne Porter			
IDEAL LAP TIME : 1:58.647		BEST LAP TIME : 1:59.097		DIFFERENCE : 0.450			
LAP	SECTOR 1	SECTOR 2	SECTOR 3	LAP TIME	MPH	DIFF	TIME OF DAY
1 -		56.090	28.114	2:10.288	67.23	11.191	15:13:10.752
2 -	38.220	55.032	28.014	2:01.266	72.23	2.169	15:15:12.018
3 -	37.877	54.814	28.068	2:00.759	72.53	1.662	15:17:12.777
4 -	37.796	54.788	27.981	2:00.565 (3)	72.65	1.468	15:19:13.342
5 -	37.304	54.157	27.636	1:59.097 (1)	73.55		15:21:12.439
6 -	36.854	54.455	28.018	1:59.327 (2)	73.41	0.230	15:23:11.766

BMCRC - MRO Championships 2021 - Rnd 4 @ Brands Hatch GP

DFDS Yamaha Past Masters

RACE 9 - SECTOR ANALYSIS



SECTOR 1 = FL to I1, SECTOR 2 = I1 to I2, SECTOR 3 = I2 to FL, DIFF = Difference To Personal Best Lap, P = Crossed Finish Line in Pit Lane, D = Time Disallowed

P26 25 C		Stephen WIMBLE		Yamaha TZR250 - S.B.W Contractor			
IDEAL LAP TIME : 2:03.746		BEST LAP TIME : 2:04.090		DIFFERENCE : 0.344			
LAP	SECTOR 1	SECTOR 2	SECTOR 3	LAP TIME	MPH	DIFF	TIME OF DAY
1 -		56.587	29.788	2:13.998	65.37	9.908	15:13:14.462
2 -	38.624	56.593	29.405	2:04.622 (2)	70.29	0.532	15:15:19.084
3 -	38.710	57.999	29.585	2:06.294	69.36	2.204	15:17:25.378
4 -	38.293	56.152	29.645	2:04.090 (1)	70.59		15:19:29.468
5 -	38.719	56.048	30.078	2:04.845 (3)	70.16	0.755	15:21:34.313

P27 41 C		Paul BOWLING		Yamaha TDR -			
IDEAL LAP TIME : 2:03.698		BEST LAP TIME : 2:04.243		DIFFERENCE : 0.545			
LAP	SECTOR 1	SECTOR 2	SECTOR 3	LAP TIME	MPH	DIFF	TIME OF DAY
1 -		55.550	29.758	2:13.650	65.54	9.407	15:13:14.114
2 -	39.748	55.475	29.020	2:04.243 (1)	70.50		15:15:18.357
3 -	39.807	57.183	29.325	2:06.315	69.34	2.072	15:17:24.672
4 -	39.515	57.146	28.919	2:05.580 (3)	69.75	1.337	15:19:30.252
5 -	39.304	56.525	29.133	2:04.962 (2)	70.10	0.719	15:21:35.214

P28 67 C		Mark BAILEY		Yamaha TZR250 -			
IDEAL LAP TIME :		BEST LAP TIME : 2:05.459		DIFFERENCE :			
LAP	SECTOR 1	SECTOR 2	SECTOR 3	LAP TIME	MPH	DIFF	TIME OF DAY
1 -		52.910	28.223	2:05.459 (1)	69.82		15:13:05.923

BMCRC - MRO Championships 2021 - Rnd 4 @ Brands Hatch GP

DFDS Yamaha Past Masters

RACE 9 - BEST SECTORS

SECTOR 1			SECTOR 2			SECTOR 3			IDEAL / BEST COMPARISON						
POS	NO	NAME	TIME	NO	NAME	TIME	NO	NAME	TIME	POS	NO	NAME	IDEAL	BEST	DIFF
													PERFECT LAP	1:40.728	
1	24	CARSON	31.291	24	CARSON	45.171	24	CARSON	24.266	1	24	CARSON	1:40.728	1:40.728	0.000
2	15	PERKINS	32.026	57	MOOK	45.962	30	COOPER	24.634	2	57	MOOK	1:43.068	1:43.068	0.000
3	57	MOOK	32.318	19	BRANTON	46.135	19	BRANTON	24.654	3	15	PERKINS	1:43.104	1:43.458	0.354
4	30	COOPER	32.406	13	EDMONDSON	46.168	13	EDMONDSON	24.730	4	19	BRANTON	1:43.236	1:43.252	0.016
5	13	EDMONDSON	32.408	15	PERKINS	46.344	15	PERKINS	24.734	5	13	EDMONDSON	1:43.306	1:43.599	0.293
6	22	BALLERINI	32.410	30	COOPER	46.494	57	MOOK	24.788	6	30	COOPER	1:43.534	1:43.735	0.201
7	19	BRANTON	32.447	74	WHITBY	46.737	74	WHITBY	25.037	7	74	WHITBY	1:44.814	1:45.004	0.190
8	88	STANLEY	32.967	22	BALLERINI	47.137	22	BALLERINI	25.335	8	22	BALLERINI	1:44.882	1:45.198	0.316
9	74	WHITBY	33.040	29	CRIPPS	47.351	88	STANLEY	25.348	9	88	STANLEY	1:45.899	1:46.164	0.265
10	8	BALL	33.199	88	STANLEY	47.584	8	BALL	25.422	10	29	CRIPPS	1:46.045	1:46.645	0.600
11	29	CRIPPS	33.213	8	BALL	47.696	29	CRIPPS	25.481	11	8	BALL	1:46.317	1:47.050	0.733
12	27	HAYWARD	33.652	27	HAYWARD	48.475	61	WELCH	25.539	12	27	HAYWARD	1:47.857	1:48.777	0.920
13	61	WELCH	33.721	61	WELCH	48.711	72	THAY	25.680	13	61	WELCH	1:47.971	1:48.163	0.192
14	46	MARSHALL	33.974	72	THAY	49.339	27	HAYWARD	25.730	14	72	THAY	1:49.113	1:49.335	0.222
15	72	THAY	34.094	46	MARSHALL	49.440	46	MARSHALL	26.018	15	46	MARSHALL	1:49.432	1:49.432	0.000
16	199	FROST	35.694	60	GOUGH	50.064	9	MACKENZIE	26.608	16	60	GOUGH	1:52.505	1:53.035	0.530
17	9	MACKENZIE	35.718	9	MACKENZIE	50.238	60	GOUGH	26.710	17	9	MACKENZIE	1:52.564	1:52.564	0.000
18	60	GOUGH	35.731	100	ZANUTTO	51.193	100	ZANUTTO	26.837	18	100	ZANUTTO	1:53.990	1:54.384	0.394
19	100	ZANUTTO	35.960	42	PEARSON	51.206	199	FROST	27.034	19	42	PEARSON	1:54.393	1:54.414	0.021
20	42	PEARSON	35.968	199	FROST	51.994	42	PEARSON	27.219	20	199	FROST	1:54.722	1:54.952	0.230
21	87	BUTTON	35.968	73	TURNER	52.557	99	FIRTH	27.636	21	73	TURNER	1:56.472	1:57.412	0.940
22	73	TURNER	35.993	69	ELLERAY	52.610	73	TURNER	27.922	22	69	ELLERAY	1:57.467	1:57.672	0.205
23	69	ELLERAY	36.509	67	BAILEY	52.910	87	BUTTON	28.112	23	87	BUTTON	1:57.691	1:57.894	0.203
24	99	FIRTH	36.854	65	TERRY	53.545	65	TERRY	28.132	24	65	TERRY	1:58.600	1:59.193	0.593
25	65	TERRY	36.923	87	BUTTON	53.611	67	BAILEY	28.223	25	99	FIRTH	1:58.647	1:59.097	0.450
26	25	WIMBLE	38.293	99	FIRTH	54.157	69	ELLERAY	28.348	26	41	BOWLING	2:03.698	2:04.243	0.545
27	41	BOWLING	39.304	41	BOWLING	55.475	41	BOWLING	28.919	27	25	WIMBLE	2:03.746	2:04.090	0.344
28				25	WIMBLE	56.048	25	WIMBLE	29.405	28	67	BAILEY		2:05.459	
29															

Weather / Track : Sunny / Dry

Results can be found at www.tsl-timing.com

Brands Hatch GP

Circuit Length = 2.4332 miles

Start: 15:11 Flag 15:21 End: 15:23

Printed - 15:25 Saturday, 17 July 2021

BMCRC - MRO Championships 2021 - Rnd 4 @ Brands Hatch GP

DFDS Yamaha Past Masters

RACE 9 - STATISTICS

Competitors Started 28
Planned Start 2021-07-17 @ 14:40:00.000
Actual Start 2021-07-17 @ 15:11:00.463
Finish Time 2021-07-17 @ 15:21:16.228
Track Length 2.4332mi.
Total Laps 161
Total Distance Covered 391.7596mi.

Session Fastest Lap History

NO	CL	NAME	LAP TIME	TIME OF DAY	LAP	VEHICLE
24		Scott CARSON	1:46.049	15:12:46.516	1	Yamaha TZR250
24		Scott CARSON	1:40.728	15:14:27.243	2	Yamaha TZR250

Session Leader History

NO	CL	NAME	FROM LAP	LAPS LED	DISTANCE	VEHICLE
24		Scott CARSON	1	6	14.59 miles	Yamaha TZR250

Flag History

TYPE	TIME OF DAY
GREEN	15:11:00.463
FINISH	15:21:16.228

Flag Statistics

TYPE	COUNT	TOTAL LAPS	TOTAL TIME
Green	1	6	12:42.161
Red	0	0	0.000
Safety Car	0	0	0.000
FCY	0	0	0.000

BMCRC - MRO Championships 2021 - Rnd 4 @ Brands Hatch GP

DFDS Yamaha Past Masters

RACE 9 - STATISTICS

CLASS :

12 Starters

Fastest Lap History

NO	NAME	LAP TIME	TIME OF DAY	LAP	VEHICLE
24	Scott CARSON	1:46.049	15:12:46.516	1	Yamaha TZR250
24	Scott CARSON	1:40.728	15:14:27.243	2	Yamaha TZR250

Leader History

NO	NAME	FROM LAP	LAPS LED	DISTANCE	VEHICLE
24	Scott CARSON	1	6	14.59 miles	Yamaha TZR250

BMCRC - MRO Championships 2021 - Rnd 4 @ Brands Hatch GP

DFDS Yamaha Past Masters

RACE 9 - STATISTICS

CLASS : C

13 Starters

Fastest Lap History

NO	NAME	LAP TIME	TIME OF DAY	LAP	VEHICLE
8	David BALL	1:52.362	15:12:52.854	1	Yamaha TZR250
8	David BALL	1:47.050	15:14:39.893	2	Yamaha TZR250

Leader History

NO	NAME	FROM LAP	LAPS LED	DISTANCE	VEHICLE
8	David BALL	1	6	14.59 miles	Yamaha TZR250

BMCRC - MRO Championships 2021 - Rnd 4 @ Brands Hatch GP

DFDS Yamaha Past Masters

RACE 9 - STATISTICS

CLASS : R

3 Starters

Fastest Lap History

NO	NAME	LAP TIME	TIME OF DAY	LAP	VEHICLE
9	David MACKENZIE	2:00.807	15:13:01.301	1	Yamaha TZR250
9	David MACKENZIE	1:52.564	15:14:53.825	2	Yamaha TZR250

Leader History

NO	NAME	FROM LAP	LAPS LED	DISTANCE	VEHICLE
9	David MACKENZIE	1	6	14.59 miles	Yamaha TZR250

BMCRC - MRO Championships 2021 - Rnd 4 @ Brands Hatch GP
DFDS Yamaha Past Masters
RACE 19 - GRID (6 Laps)

ROW 10	30	29	4 Denis HALIL	28	67 Mark BAILEY	2:05.459		
ROW 9		27	41 Paul BOWLING	26	25 Stephen WIMBLE	2:04.243 2:04.090 1:59.193		
ROW 8	24	99 Paul FIRTH	23	87 Denise BUTTON	22	69 Mark ELLERAY	1:59.097 1:57.894 1:57.672	
ROW 7		21	73 Colvin TURNER	20	199 Michael FROST	19	42 Martin PEARSON	1:57.412 1:54.952 1:54.414
ROW 6	18	100 Philip ZANUTTO	17	60 Daniel GOUGH	16	9 David MACKENZIE	1:54.384 1:53.035 1:52.564	
ROW 5		15	46 Kevin MARSHALL	14	72 Chris THAY	13	27 Richard HAYWARD	1:49.432 1:49.335 1:48.777
ROW 4	12	61 Paul WELCH	11	8 David BALL	10	29 Derek CRIPPS	1:48.163 1:47.050 1:46.645	
ROW 3		9	88 Michael STANLEY	8	22 Rik BALLERINI	7	74 Paul WHITBY	1:46.164 1:45.198 1:45.004
ROW 2	6	30 Alan COOPER	5	13 Doug EDMONDSON	4	15 Billy PERKINS	1:43.735 1:43.599 1:43.458	
ROW 1		3	19 Peter BRANTON	2	57 Geoff MOOK	1	24 Scott CARSON	1:43.252 1:43.068 1:40.728
							Pole	

These results are provisional until the conclusion of any judicial and technical matters.

Brands Hatch GP
Circuit Length = 2.4332 miles

Clerk Of Course :	Stewards :	Timekeeper : Craig Smith
-------------------	------------	--------------------------

Results can be found at www.tsl-timing.com

Printed - 15:26 Saturday, 17 July 2021



BMCRC - MRO Championships 2021 - Rnd 4 @ Brands Hatch GP

DFDS Yamaha Past Masters

RACE 19 - CLASSIFICATION

POS	NO	CL	PIC NAME	ENTRY	LAPS	TIME	GAP	DIFF	MPH	BEST	ON
1	24*		1 Scott CARSON	Yamaha TZR250 - Brian Grays Powerbiking,All Eng	6	10:16.782			85.21	1:40.939	2
2	19		2 Peter BRANTON	Yamaha TZR250 - Exactweld Racing	6	10:27.000	10.218	10.218	83.82	1:42.807	6
3	13		3 Doug EDMONDSON	Yamaha TZR250 - Stan Stephens Tuning	6	10:27.335	10.553	0.335	83.78	1:42.937	6
4	15		4 Billy PERKINS	Yamaha TZR250 - T.w fuggle & son / Ashford tarma	6	10:28.049	11.267	0.714	83.68	1:43.159	6
5	74		5 Paul WHITBY	Yamaha TZR250 - Greybridge Ltd	6	10:28.760	11.978	0.711	83.59	1:43.209	3
6	57		6 Geoff MOOK	Yamaha TZR250 -	6	10:29.341	12.559	0.581	83.51	1:43.349	3
7	30		7 Alan COOPER	Yamaha TZR250 - twistgrip motorcycles	6	10:36.904	20.122	7.563	82.52	1:44.780	3
8	88		8 Michael STANLEY	Yamaha TZR250 -	6	10:40.925	24.143	4.021	82.00	1:45.236	3
9	27	C	1 Richard HAYWARD	Yamaha TZR250 - Hazel Motors/ Gforce	6	10:50.081	33.299	9.156	80.84	1:46.583	2
10	29		9 Derek CRIPPS	Yamaha TZR250 - Kelly Cripps - Team FBR	6	10:50.168	33.386	0.087	80.83	1:45.582	6
11	8	C	2 David BALL	Yamaha TZR250 - Gardiner Page and Roe pension	6	10:52.888	36.106	2.720	80.50	1:46.862	2
12	61		10 Paul WELCH	Yamaha TZR250 -	6	10:59.314	42.532	6.426	79.71	1:47.432	2
13	72	C	3 Chris THAY	Yamaha TZR250 - Scell-it uk	6	11:09.448	52.666	10.134	78.51	1:48.873	2
14	60	C	4 Daniel GOUGH	Yamaha TZR250 - G Force Motorcycles	6	11:09.722	52.940	0.274	78.47	1:49.772	6
15	46	C	5 Kevin MARSHALL	Yamaha TZR250 -	6	11:10.064	53.282	0.342	78.43	1:49.644	4
16	100	R	1 Philip ZANUTTO	Yamaha TZR250 - www.ypmrc.co.uk	6	11:41.652	1:24.870	31.588	74.90	1:55.700	2
17	42	C	6 Martin PEARSON	Yamaha TZR250 - Viking Inspection	6	11:41.854	1:25.072	0.202	74.88	1:55.048	4
18	87	C	7 Denise BUTTON	Yamaha TZR250 -	6	11:51.323	1:34.541	9.469	73.88	1:56.398	2
19	67	C	8 Mark BAILEY	Yamaha TZR250 -	6	11:51.702	1:34.920	0.379	73.84	1:56.661	3
20	73	R	2 Colvin TURNER	Yamaha TZR250 -	6	11:52.461	1:35.679	0.759	73.77	1:56.283	6
21	69	C	9 Mark ELLERAY	Yamaha TZR250 - Abbot Solutions Ltd	6	12:07.398	1:50.616	14.937	72.25	1:58.814	4
22	9	R	3 David MACKENZIE	Yamaha TZR250 -	6	12:08.004	1:51.222	0.606	72.19	1:52.970	6
23	41	C	10 Paul BOWLING	Yamaha TDR -	5	10:39.688	1 Lap	1 Lap	68.46	2:05.373	4
24	25	C	11 Stephen WIMBLE	Yamaha TZR250 - S.B.W Contractor	5	10:40.155	1 Lap	0.467	68.41	2:05.289	5

NOT CLASSIFIED

DNF	65		Nigel TERRY	Yamaha TZR250 - NTrap Garage Doors	5	10:16.673	1 Lap		71.02	2:00.163	2
DNF	22		Rik BALLERINI	Yamaha TZR250 - SCLS LTD, GECKO RACING, C	4	7:09.890	2 Laps	1 Lap	81.50	1:45.681	4
DNF	99	C	Paul FIRTH	Yamaha TZR250 - Joanne Porter	3	6:17.256	3 Laps	1 Lap	69.65	2:02.627	3
DNF	4*		Denis HALIL	Yamaha TZR250 - D & A AUTOS	1	2:10.240	5 Laps	2 Laps	67.25	2:00.240	1
DNF	199	C	Michael FROST	Yamaha TZR250 -	0						

FASTEST LAP

	24		Scott CARSON	Yamaha TZR250 - Brian Grays Powerbiking,All Eng	2	1:40.939		86.78 mph	139.66 kph		
	27	C	Richard HAYWARD	Yamaha TZR250 - Hazel Motors/ Gforce	2	1:46.583		82.18 mph	132.26 kph		
	9	R	David MACKENZIE	Yamaha TZR250 -	6	1:52.970		77.54 mph	124.79 kph		

* Bike 4 - 10 second penalty - jump start

* Bike 24 - Please fit a working transponder

Class - 92.5% of Race Speed = 78.81 mph

Class C - 92.5% of Race Speed = 74.77 mph

Class R - 92.5% of Race Speed = 69.28 mph

Weather / Track : Sunny / Dry

These results are provisional until the conclusion of any judicial and technical matters.

Brands Hatch GP: 2.4332 miles

Race Distance: 6 Laps / 14.59 miles

Start: 10:19 Flag 10:29 End: 10:31

Clerk Of Course :	Stewards :	Timekeeper : Craig Smith
-------------------	------------	--------------------------

Results can be found at www.tsl-timing.com

Printed - 10:32 Sunday, 18 July 2021



BMCRC - MRO Championships 2021 - Rnd 4 @ Brands Hatch GP

DFDS Yamaha Past Masters

RACE 19 - LAP CHART

LAP 1 @ 10:21:23.192		
NO	BEHIND	LAP TIME

24		1:45.043
19	3.745	1:48.788
13	4.143	1:49.186
57	4.856	1:49.899
15	5.200	1:50.243
74	5.583	1:50.626
30	6.934	1:51.977
22	7.450	1:52.493
88	7.715	1:52.758
27	8.435	1:53.478
29	10.682	1:55.725
61	10.821	1:55.864
8	10.932	1:55.975
60	12.728	1:57.771
72	13.016	1:58.059
46	14.529	1:59.572
4	15.197	2:00.240
9	15.625	2:00.668
100	16.776	2:01.819
42	19.603	2:04.646
87	20.598	2:05.641
67	21.305	2:06.348
65	23.145	2:08.188
73	23.453	2:08.496
69	23.829	2:08.872
99	26.619	2:11.662
41	29.071	2:14.114
25	29.493	2:14.536

LAP 2 @ 10:23:04.131		
NO	BEHIND	LAP TIME

24		1:40.939
19	6.646	1:43.840
13	7.476	1:44.272
57	7.897	1:43.980
74	8.183	1:43.539
15	8.545	1:44.284
30	10.865	1:44.870
22	12.541	1:46.030
88	12.954	1:46.178
27	14.079	1:46.583
8	16.855	1:46.862
29	17.177	1:47.434
61	17.314	1:47.432
72	20.950	1:48.873
60	22.307	1:50.518
46	24.226	1:50.636
9	27.955	1:53.269
100	31.537	1:55.700
42	34.250	1:55.586
87	36.057	1:56.398
67	37.241	1:56.875
73	39.017	1:56.503
65	42.369	2:00.163
69	42.657	1:59.767
99	48.647	2:02.967
41	54.231	2:06.099
25	54.767	2:06.213

LAP 3 @ 10:24:45.581		
NO	BEHIND	LAP TIME

24		1:41.450
19	8.771	1:43.575
13	9.651	1:43.625
57	9.796	1:43.349
74	9.942	1:43.209
15	10.676	1:43.581
30	14.195	1:44.780
88	16.740	1:45.236
22	16.777	1:45.686
27	19.575	1:46.946
8	23.074	1:47.669
29	23.332	1:47.605
61	24.334	1:48.470
72	30.382	1:50.882
60	31.074	1:50.217
46	33.311	1:50.535
100	46.402	1:56.315
42	48.358	1:55.558
87	52.100	1:57.493
67	52.452	1:56.661
73	54.636	1:57.069
69	1:00.289	1:59.082
65	1:02.536	2:01.617
99	1:09.824	2:02.627
25	1:19.931	2:06.614
9	1:20.175	2:33.670
41	1:20.923	2:08.142

LAP 4 @ 10:26:28.139		
NO	BEHIND	LAP TIME

24		1:42.558
19	9.781	1:43.568
13	10.382	1:43.289
74	10.952	1:43.568
15	11.576	1:43.458
57	11.606	1:44.368
30	16.514	1:44.877
88	19.792	1:45.610
22	19.900	1:45.681
27	24.765	1:47.748
8	27.561	1:47.045
29	27.783	1:47.009
61	30.528	1:48.752
72	38.576	1:50.752
60	39.064	1:50.548
46	40.397	1:49.644
100	59.924	1:56.080
42	1:00.848	1:55.048
87	1:07.034	1:57.492
67	1:07.555	1:57.661
73	1:09.549	1:57.471
69	1:16.545	1:58.814
65	1:22.536	2:02.558
9	1:31.892	1:54.275

LAP 5 @ 10:28:11.358		
NO	BEHIND	LAP TIME

24		1:43.219
41	1 Lap	2:05.373
25	1 Lap	2:07.503
19	10.984	1:44.422

13	11.189	1:44.026
74	11.272	1:43.539
15	11.681	1:43.324
57	12.539	1:44.152
30	18.857	1:45.562
88	22.406	1:45.833
27	28.683	1:47.137
29	31.377	1:46.813
8	31.814	1:47.472
61	36.588	1:49.279
72	46.357	1:51.000
60	46.741	1:50.896
46	47.203	1:50.025
100	1:12.445	1:55.740
42	1:13.136	1:55.507
87	1:21.005	1:57.190
67	1:21.662	1:57.326
73	1:22.969	1:56.639
69	1:33.920	2:00.594
9	1:41.825	1:53.152
65	1:43.464	2:04.147

LAP 6 @ 10:29:54.931		
NO	BEHIND	LAP TIME

24		1:43.573
19	10.218	1:42.807
13	10.553	1:42.937
15	11.267	1:43.159
74	11.978	1:44.279
57	12.559	1:43.593
30	20.122	1:44.838
41	1 Lap	2:05.960
25	1 Lap	2:05.289
88	24.143	1:45.310
27	33.299	1:48.189
29	33.386	1:45.582
8	36.106	1:47.865
61	42.532	1:49.517
72	52.666	1:49.882
60	52.940	1:49.772
46	53.282	1:49.652
100	1:24.870	1:55.998
42	1:25.072	1:55.509
87	1:34.541	1:57.109
67	1:34.920	1:56.831
73	1:35.679	1:56.283
69	1:50.616	2:00.269
9	1:51.222	1:52.970

Weather / Track : Sunny / Dry

Results can be found at www.tsl-timing.com

Brands Hatch GP
Circuit Length = 2.4332 miles
Start: 10:19 Flag 10:29 End: 10:31

Printed - 10:33 Sunday, 18 July 2021

BMCRC - MRO Championships 2021 - Rnd 4 @ Brands Hatch GP

DFDS Yamaha Past Masters

RACE 19 - SECTOR ANALYSIS



SECTOR 1 = FL to I1, SECTOR 2 = I1 to I2, SECTOR 3 = I2 to FL, DIFF = Difference To Personal Best Lap, P = Crossed Finish Line in Pit Lane, D = Time Disallowed

P1 24		Scott CARSON		Yamaha TZR250 - Brian Grays Powerbiking, All England Diamon			
IDEAL LAP TIME :		BEST LAP TIME : 1:40.939		DIFFERENCE :			
LAP	SECTOR 1	SECTOR 2	SECTOR 3	LAP TIME	MPH	DIFF	TIME OF DAY
1 -				1:45.043	83.39	4.104	10:21:23.192
2 -				1:40.939 (1)	86.78		10:23:04.131
3 -				1:41.450 (2)	86.34	0.511	10:24:45.581
4 -				1:42.558 (3)	85.41	1.619	10:26:28.139
5 -				1:43.219	84.86	2.280	10:28:11.358
6 -				1:43.573	84.57	2.634	10:29:54.931

P2 19		Peter BRANTON		Yamaha TZR250 - Exactweld Racing			
IDEAL LAP TIME : 1:42.807		BEST LAP TIME : 1:42.807		DIFFERENCE : 0.000			
LAP	SECTOR 1	SECTOR 2	SECTOR 3	LAP TIME	MPH	DIFF	TIME OF DAY
1 -		46.394	24.608	1:48.788	80.52	5.981	10:21:26.937
2 -	32.591	46.661	24.588	1:43.840	84.35	1.033	10:23:10.777
3 -	32.713	46.272	24.590	1:43.575 (3)	84.57	0.768	10:24:54.352
4 -	32.641	46.293	24.634	1:43.568 (2)	84.58	0.761	10:26:37.920
5 -	33.011	46.396	25.015	1:44.422	83.88	1.615	10:28:22.342
6 -	32.424	45.873	24.510	1:42.807 (1)	85.20		10:30:05.149

P3 13		Doug EDMONDSON		Yamaha TZR250 - Stan Stephens Tuning			
IDEAL LAP TIME : 1:42.819		BEST LAP TIME : 1:42.937		DIFFERENCE : 0.118			
LAP	SECTOR 1	SECTOR 2	SECTOR 3	LAP TIME	MPH	DIFF	TIME OF DAY
1 -		47.077	24.661	1:49.186	80.22	6.249	10:21:27.335
2 -	32.656	46.695	24.921	1:44.272	84.00	1.335	10:23:11.607
3 -	32.323	46.365	24.937	1:43.625 (3)	84.53	0.688	10:24:55.232
4 -	32.454	46.162	24.673	1:43.289 (2)	84.80	0.352	10:26:38.521
5 -	32.658	46.519	24.849	1:44.026	84.20	1.089	10:28:22.547
6 -	32.441	45.995	24.501	1:42.937 (1)	85.09		10:30:05.484

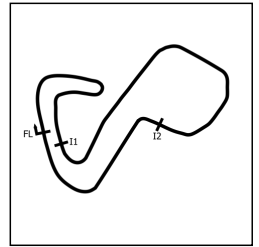
P4 15		Billy PERKINS		Yamaha TZR250 - T.w fuggle & son / Ashford tarmac			
IDEAL LAP TIME : 1:42.858		BEST LAP TIME : 1:43.159		DIFFERENCE : 0.301			
LAP	SECTOR 1	SECTOR 2	SECTOR 3	LAP TIME	MPH	DIFF	TIME OF DAY
1 -		46.947	24.752	1:50.243	79.45	7.084	10:21:28.392
2 -	32.433	47.057	24.794	1:44.284	83.99	1.125	10:23:12.676
3 -	32.325	46.477	24.779	1:43.581	84.56	0.422	10:24:56.257
4 -	32.638	46.205	24.615	1:43.458 (3)	84.67	0.299	10:26:39.715
5 -	32.291	46.415	24.618	1:43.324 (2)	84.78	0.165	10:28:23.039
6 -	32.150	46.506	24.503	1:43.159 (1)	84.91		10:30:06.198

P5 74		Paul WHITBY		Yamaha TZR250 - Greybridge Ltd			
IDEAL LAP TIME : 1:42.835		BEST LAP TIME : 1:43.209		DIFFERENCE : 0.374			
LAP	SECTOR 1	SECTOR 2	SECTOR 3	LAP TIME	MPH	DIFF	TIME OF DAY
1 -		46.842	24.700	1:50.626	79.18	7.417	10:21:28.775
2 -	32.502	46.498	24.539	1:43.539 (2)	84.60	0.330	10:23:12.314
3 -	32.485	45.992	24.732	1:43.209 (1)	84.87		10:24:55.523
4 -	33.085	45.842	24.641	1:43.568	84.58	0.359	10:26:39.091
5 -	32.743	46.288	24.508	1:43.539 (2)	84.60	0.330	10:28:22.630
6 -	32.873	46.731	24.675	1:44.279	84.00	1.070	10:30:06.909

BMCR - MRO Championships 2021 - Rnd 4 @ Brands Hatch GP

DFDS Yamaha Past Masters

RACE 19 - SECTOR ANALYSIS



SECTOR 1 = FL to I1, SECTOR 2 = I1 to I2, SECTOR 3 = I2 to FL, DIFF = Difference To Personal Best Lap, P = Crossed Finish Line in Pit Lane, D = Time Disallowed

P6 57		Geoff MOOK		Yamaha TZR250 -			
IDEAL LAP TIME : 1:43.201		BEST LAP TIME : 1:43.349		DIFFERENCE : 0.148			
LAP	SECTOR 1	SECTOR 2	SECTOR 3	LAP TIME	MPH	DIFF	TIME OF DAY
1 -		46.871	24.791	1:49.899	79.70	6.550	10:21:28.048
2 -	32.567	46.558	24.855	1:43.980 (3)	84.24	0.631	10:23:12.028
3 -	32.224	46.193	24.932	1:43.349 (1)	84.75		10:24:55.377
4 -	33.010	46.405	24.953	1:44.368	83.93	1.019	10:26:39.745
5 -	33.175	46.188	24.789	1:44.152	84.10	0.803	10:28:23.897
6 -	32.291	46.465	24.837	1:43.593 (2)	84.56	0.244	10:30:07.490

P7 30		Alan COOPER		Yamaha TZR250 - twistgrip motorcycles			
IDEAL LAP TIME : 1:44.336		BEST LAP TIME : 1:44.780		DIFFERENCE : 0.444			
LAP	SECTOR 1	SECTOR 2	SECTOR 3	LAP TIME	MPH	DIFF	TIME OF DAY
1 -		47.556	24.937	1:51.977	78.22	7.197	10:21:30.126
2 -	32.959	46.712	25.199	1:44.870 (3)	83.53	0.090	10:23:14.996
3 -	32.687	47.035	25.058	1:44.780 (1)	83.60		10:24:59.776
4 -	32.804	46.993	25.080	1:44.877	83.52	0.097	10:26:44.653
5 -	33.016	47.274	25.272	1:45.562	82.98	0.782	10:28:30.215
6 -	32.708	47.093	25.037	1:44.838 (2)	83.55	0.058	10:30:15.053

P8 88		Michael STANLEY		Yamaha TZR250 -			
IDEAL LAP TIME : 1:45.045		BEST LAP TIME : 1:45.236		DIFFERENCE : 0.191			
LAP	SECTOR 1	SECTOR 2	SECTOR 3	LAP TIME	MPH	DIFF	TIME OF DAY
1 -		47.546	25.454	1:52.758	77.68	7.522	10:21:30.907
2 -	32.981	47.756	25.441	1:46.178	82.50	0.942	10:23:17.085
3 -	32.808	47.107	25.321	1:45.236 (1)	83.23		10:25:02.321
4 -	33.164	47.145	25.301	1:45.610 (3)	82.94	0.374	10:26:47.931
5 -	33.277	47.163	25.393	1:45.833	82.77	0.597	10:28:33.764
6 -	32.760	47.372	25.178	1:45.310 (2)	83.18	0.074	10:30:19.074

P9 27 C		Richard HAYWARD		Yamaha TZR250 - Hazel Motors/ Gforce			
IDEAL LAP TIME : 1:46.293		BEST LAP TIME : 1:46.583		DIFFERENCE : 0.290			
LAP	SECTOR 1	SECTOR 2	SECTOR 3	LAP TIME	MPH	DIFF	TIME OF DAY
1 -		48.019	25.433	1:53.478	77.19	6.895	10:21:31.627
2 -	33.467	47.559	25.557	1:46.583 (1)	82.18		10:23:18.210
3 -	33.301	47.796	25.849	1:46.946 (2)	81.90	0.363	10:25:05.156
4 -	33.884	48.034	25.830	1:47.748	81.29	1.165	10:26:52.904
5 -	33.747	47.708	25.682	1:47.137 (3)	81.76	0.554	10:28:40.041
6 -	33.817	48.358	26.014	1:48.189	80.96	1.606	10:30:28.230

P10 29		Derek CRIPPS		Yamaha TZR250 - Kelly Cripps - Team FBR			
IDEAL LAP TIME : 1:45.582		BEST LAP TIME : 1:45.582		DIFFERENCE : 0.000			
LAP	SECTOR 1	SECTOR 2	SECTOR 3	LAP TIME	MPH	DIFF	TIME OF DAY
1 -		48.898	26.039	1:55.725	75.69	10.143	10:21:33.874
2 -	33.401	48.061	25.972	1:47.434	81.53	1.852	10:23:21.308
3 -	33.612	48.140	25.853	1:47.605	81.40	2.023	10:25:08.913
4 -	33.569	47.855	25.585	1:47.009 (3)	81.86	1.427	10:26:55.922
5 -	33.606	47.579	25.628	1:46.813 (2)	82.01	1.231	10:28:42.735
6 -	33.340	46.914	25.328	1:45.582 (1)	82.96		10:30:28.317

BMCRC - MRO Championships 2021 - Rnd 4 @ Brands Hatch GP

DFDS Yamaha Past Masters

RACE 19 - SECTOR ANALYSIS



SECTOR 1 = FL to I1, SECTOR 2 = I1 to I2, SECTOR 3 = I2 to FL, DIFF = Difference To Personal Best Lap, P = Crossed Finish Line in Pit Lane, D = Time Disallowed

P11 8 C		David BALL		Yamaha TZR250 - Gardiner Page and Roe pension consultants			
IDEAL LAP TIME : 1:46.490		BEST LAP TIME : 1:46.862		DIFFERENCE : 0.372			
LAP	SECTOR 1	SECTOR 2	SECTOR 3	LAP TIME	MPH	DIFF	TIME OF DAY
1 -		48.765	25.761	1:55.975	75.53	9.113	10:21:34.124
2 -	33.290	47.720	25.852	1:46.862 (1)	81.97		10:23:20.986
3 -	33.796	48.093	25.780	1:47.669	81.35	0.807	10:25:08.655
4 -	33.407	48.046	25.592	1:47.045 (2)	81.83	0.183	10:26:55.700
5 -	34.009	47.983	25.480	1:47.472 (3)	81.50	0.610	10:28:43.172
6 -	33.510	48.117	26.238	1:47.865	81.21	1.003	10:30:31.037

P12 61		Paul WELCH		Yamaha TZR250 -			
IDEAL LAP TIME : 1:47.432		BEST LAP TIME : 1:47.432		DIFFERENCE : 0.000			
LAP	SECTOR 1	SECTOR 2	SECTOR 3	LAP TIME	MPH	DIFF	TIME OF DAY
1 -		48.538	26.233	1:55.864	75.60	8.432	10:21:34.013
2 -	33.787	48.149	25.496	1:47.432 (1)	81.53		10:23:21.445
3 -	34.341	48.405	25.724	1:48.470 (2)	80.75	1.038	10:25:09.915
4 -	34.037	48.813	25.902	1:48.752 (3)	80.54	1.320	10:26:58.667
5 -	34.056	49.284	25.939	1:49.279	80.16	1.847	10:28:47.946
6 -	34.334	48.996	26.187	1:49.517	79.98	2.085	10:30:37.463

P13 72 C		Chris THAY		Yamaha TZR250 - Scell-it uk			
IDEAL LAP TIME : 1:48.843		BEST LAP TIME : 1:48.873		DIFFERENCE : 0.030			
LAP	SECTOR 1	SECTOR 2	SECTOR 3	LAP TIME	MPH	DIFF	TIME OF DAY
1 -		49.388	25.983	1:58.059	74.19	9.186	10:21:36.208
2 -	34.094	48.766	26.013	1:48.873 (1)	80.45		10:23:25.081
3 -	35.038	49.715	26.129	1:50.882	79.00	2.009	10:25:15.963
4 -	34.897	49.664	26.191	1:50.752 (3)	79.09	1.879	10:27:06.715
5 -	34.725	50.031	26.244	1:51.000	78.91	2.127	10:28:57.715
6 -	34.718	49.096	26.068	1:49.882 (2)	79.72	1.009	10:30:47.597

P14 60 C		Daniel GOUGH		Yamaha TZR250 - G Force Motorcycles			
IDEAL LAP TIME : 1:49.557		BEST LAP TIME : 1:49.772		DIFFERENCE : 0.215			
LAP	SECTOR 1	SECTOR 2	SECTOR 3	LAP TIME	MPH	DIFF	TIME OF DAY
1 -		49.377	26.137	1:57.771	74.38	7.999	10:21:35.920
2 -	35.298	48.864	26.356	1:50.518 (3)	79.26	0.746	10:23:26.438
3 -	34.869	49.082	26.266	1:50.217 (2)	79.47	0.445	10:25:16.655
4 -	34.598	49.629	26.321	1:50.548	79.24	0.776	10:27:07.203
5 -	34.587	49.982	26.327	1:50.896	78.99	1.124	10:28:58.099
6 -	34.678	48.988	26.106	1:49.772 (1)	79.80		10:30:47.871

P15 46 C		Kevin MARSHALL		Yamaha TZR250 -			
IDEAL LAP TIME : 1:49.007		BEST LAP TIME : 1:49.644		DIFFERENCE : 0.637			
LAP	SECTOR 1	SECTOR 2	SECTOR 3	LAP TIME	MPH	DIFF	TIME OF DAY
1 -		50.258	26.488	1:59.572	73.25	9.928	10:21:37.721
2 -	34.466	49.743	26.427	1:50.636	79.17	0.992	10:23:28.357
3 -	34.572	49.566	26.397	1:50.535	79.24	0.891	10:25:18.892
4 -	33.988	49.195	26.461	1:49.644 (1)	79.89		10:27:08.536
5 -	33.879	49.834	26.312	1:50.025 (3)	79.61	0.381	10:28:58.561
6 -	34.331	49.388	25.933	1:49.652 (2)	79.88	0.008	10:30:48.213

BMCRG - MRO Championships 2021 - Rnd 4 @ Brands Hatch GP

DFDS Yamaha Past Masters

RACE 19 - SECTOR ANALYSIS



SECTOR 1 = FL to I1, SECTOR 2 = I1 to I2, SECTOR 3 = I2 to FL, DIFF = Difference To Personal Best Lap, P = Crossed Finish Line in Pit Lane, D = Time Disallowed

P16 100 R		Philip ZANUTTO		Yamaha TZR250 - www.ypmrc.co.uk			
IDEAL LAP TIME : 1:54.128		BEST LAP TIME : 1:55.700		DIFFERENCE : 1.572			
LAP	SECTOR 1	SECTOR 2	SECTOR 3	LAP TIME	MPH	DIFF	TIME OF DAY
1 -		50.917	26.901	2:01.819	71.90	6.119	10:21:39.968
2 -	36.310	52.117	27.273	1:55.700 (1)	75.71		10:23:35.668
3 -	36.675	51.982	27.658	1:56.315	75.31	0.615	10:25:31.983
4 -	36.681	51.910	27.489	1:56.080	75.46	0.380	10:27:28.063
5 -	36.817	51.582	27.341	1:55.740 (2)	75.68	0.040	10:29:23.803
6 -	36.502	52.228	27.268	1:55.998 (3)	75.51	0.298	10:31:19.801

P17 42 C		Martin PEARSON		Yamaha TZR250 - Viking Inspection			
IDEAL LAP TIME : 1:54.509		BEST LAP TIME : 1:55.048		DIFFERENCE : 0.539			
LAP	SECTOR 1	SECTOR 2	SECTOR 3	LAP TIME	MPH	DIFF	TIME OF DAY
1 -		52.210	27.504	2:04.646	70.27	9.598	10:21:42.795
2 -	36.525	51.678	27.383	1:55.586	75.78	0.538	10:23:38.381
3 -	36.538	51.054	27.966	1:55.558	75.80	0.510	10:25:33.939
4 -	36.281	51.390	27.377	1:55.048 (1)	76.14		10:27:28.987
5 -	36.428	51.554	27.525	1:55.507 (2)	75.83	0.459	10:29:24.494
6 -	36.174	52.054	27.281	1:55.509 (3)	75.83	0.461	10:31:20.003

P18 87 C		Denise BUTTON		Yamaha TZR250 -			
IDEAL LAP TIME : 1:56.398		BEST LAP TIME : 1:56.398		DIFFERENCE : 0.000			
LAP	SECTOR 1	SECTOR 2	SECTOR 3	LAP TIME	MPH	DIFF	TIME OF DAY
1 -		52.811	27.374	2:05.641	69.72	9.243	10:21:43.790
2 -	36.393	52.687	27.318	1:56.398 (1)	75.25		10:23:40.188
3 -	36.542	52.795	28.156	1:57.493	74.55	1.095	10:25:37.681
4 -	36.563	53.140	27.789	1:57.492	74.55	1.094	10:27:35.173
5 -	36.578	52.936	27.676	1:57.190 (3)	74.74	0.792	10:29:32.363
6 -	36.393	53.135	27.581	1:57.109 (2)	74.80	0.711	10:31:29.472

P19 67 C		Mark BAILEY		Yamaha TZR250 -			
IDEAL LAP TIME : 1:56.299		BEST LAP TIME : 1:56.661		DIFFERENCE : 0.362			
LAP	SECTOR 1	SECTOR 2	SECTOR 3	LAP TIME	MPH	DIFF	TIME OF DAY
1 -		53.298	27.867	2:06.348	69.33	9.687	10:21:44.497
2 -	36.320	52.949	27.606	1:56.875 (3)	74.95	0.214	10:23:41.372
3 -	36.151	52.542	27.968	1:56.661 (1)	75.08		10:25:38.033
4 -	36.488	53.203	27.970	1:57.661	74.44	1.000	10:27:35.694
5 -	36.330	52.912	28.084	1:57.326	74.66	0.665	10:29:33.020
6 -	36.213	52.919	27.699	1:56.831 (2)	74.97	0.170	10:31:29.851

P20 73 R		Colvin TURNER		Yamaha TZR250 -			
IDEAL LAP TIME : 1:54.947		BEST LAP TIME : 1:56.283		DIFFERENCE : 1.336			
LAP	SECTOR 1	SECTOR 2	SECTOR 3	LAP TIME	MPH	DIFF	TIME OF DAY
1 -		54.503	28.351	2:08.496	68.17	12.213	10:21:46.645
2 -	36.973	52.183	27.347	1:56.503 (2)	75.18	0.220	10:23:43.148
3 -	36.696	52.249	28.124	1:57.069	74.82	0.786	10:25:40.217
4 -	36.254	53.281	27.936	1:57.471	74.57	1.188	10:27:37.688
5 -	36.573	52.318	27.748	1:56.639 (3)	75.10	0.356	10:29:34.327
6 -	35.417	52.699	28.167	1:56.283 (1)	75.33		10:31:30.610

BMCRC - MRO Championships 2021 - Rnd 4 @ Brands Hatch GP

DFDS Yamaha Past Masters

RACE 19 - SECTOR ANALYSIS



SECTOR 1 = FL to I1, SECTOR 2 = I1 to I2, SECTOR 3 = I2 to FL, DIFF = Difference To Personal Best Lap, P = Crossed Finish Line in Pit Lane, D = Time Disallowed

P21 69 C		Mark ELLERAY		Yamaha TZR250 - Abbot Solutions Ltd			
IDEAL LAP TIME : 1:58.202		BEST LAP TIME : 1:58.814		DIFFERENCE : 0.612			
LAP	SECTOR 1	SECTOR 2	SECTOR 3	LAP TIME	MPH	DIFF	TIME OF DAY
1 -		53.439	28.403	2:08.872	67.97	10.058	10:21:47.021
2 -	37.235	54.135	28.397	1:59.767 (3)	73.14	0.953	10:23:46.788
3 -	37.372	52.700	29.010	1:59.082 (2)	73.56	0.268	10:25:45.870
4 -	37.105	53.212	28.497	1:58.814 (1)	73.72		10:27:44.684
5 -	37.872	54.275	28.447	2:00.594	72.63	1.780	10:29:45.278
6 -	37.773	53.569	28.927	2:00.269	72.83	1.455	10:31:45.547

P22 9 R		David MACKENZIE		Yamaha TZR250 -			
IDEAL LAP TIME : 1:52.544		BEST LAP TIME : 1:52.970		DIFFERENCE : 0.426			
LAP	SECTOR 1	SECTOR 2	SECTOR 3	LAP TIME	MPH	DIFF	TIME OF DAY
1 -		50.684	26.882	2:00.668	72.59	7.698	10:21:38.817
2 -	35.459	50.865	26.945	1:53.269 (3)	77.33	0.299	10:23:32.086
3 -	35.706	50.710	1:07.254	2:33.670	57.00	40.700	10:26:05.756
4 -	36.135	51.079	27.061	1:54.275	76.65	1.305	10:28:00.031
5 -	35.683	50.427	27.042	1:53.152 (2)	77.41	0.182	10:29:53.183
6 -	35.380	50.853	26.737	1:52.970 (1)	77.54		10:31:46.153

P23 41 C		Paul BOWLING		Yamaha TDR -			
IDEAL LAP TIME : 2:04.510		BEST LAP TIME : 2:05.373		DIFFERENCE : 0.863			
LAP	SECTOR 1	SECTOR 2	SECTOR 3	LAP TIME	MPH	DIFF	TIME OF DAY
1 -		56.189	29.350	2:14.114	65.31	8.741	10:21:52.263
2 -	39.300	57.293	29.506	2:06.099 (3)	69.46	0.726	10:23:58.362
3 -	39.907	57.850	30.385	2:08.142	68.36	2.769	10:26:06.504
4 -	39.796	56.174	29.403	2:05.373 (1)	69.87		10:28:11.877
5 -	40.165	56.759	29.036	2:05.960 (2)	69.54	0.587	10:30:17.837

P24 25 C		Stephen WIMBLE		Yamaha TZR250 - S.B.W Contractor			
IDEAL LAP TIME : 2:03.793		BEST LAP TIME : 2:05.289		DIFFERENCE : 1.496			
LAP	SECTOR 1	SECTOR 2	SECTOR 3	LAP TIME	MPH	DIFF	TIME OF DAY
1 -		57.446	29.387	2:14.536	65.11	9.247	10:21:52.685
2 -	38.444	56.967	30.802	2:06.213 (2)	69.40	0.924	10:23:58.898
3 -	39.144	56.609	30.861	2:06.614 (3)	69.18	1.325	10:26:05.512
4 -	39.443	57.975	30.085	2:07.503	68.70	2.214	10:28:13.015
5 -	38.891	55.962	30.436	2:05.289 (1)	69.91		10:30:18.304

P25 65		Nigel TERRY		Yamaha TZR250 - NTrap Garage Doors			
IDEAL LAP TIME : 1:59.187		BEST LAP TIME : 2:00.163		DIFFERENCE : 0.976			
LAP	SECTOR 1	SECTOR 2	SECTOR 3	LAP TIME	MPH	DIFF	TIME OF DAY
1 -		53.688	28.334	2:08.188	68.33	8.025	10:21:46.337
2 -	37.165	54.542	28.456	2:00.163 (1)	72.89		10:23:46.500
3 -	38.304	53.957	29.356	2:01.617 (2)	72.02	1.454	10:25:48.117
4 -	38.058	55.218	29.282	2:02.558 (3)	71.47	2.395	10:27:50.675
5 -	38.789	56.120	29.238	2:04.147	70.56	3.984	10:29:54.822

P26 22		Rik BALLERINI		Yamaha TZR250 - SCLS LTD, GECKO RACING, CAMBRIDGE			
IDEAL LAP TIME : 1:45.629		BEST LAP TIME : 1:45.681		DIFFERENCE : 0.052			
LAP	SECTOR 1	SECTOR 2	SECTOR 3	LAP TIME	MPH	DIFF	TIME OF DAY
1 -		47.670	25.710	1:52.493	77.86	6.812	10:21:30.642
2 -	33.051	47.566	25.413	1:46.030 (3)	82.61	0.349	10:23:16.672
3 -	32.893	47.606	25.187	1:45.686 (2)	82.88	0.005	10:25:02.358
4 -	32.939	47.549	25.193	1:45.681 (1)	82.88		10:26:48.039

Weather / Track : Sunny / Dry

Brands Hatch GP
Circuit Length = 2.4332 miles
Start: 10:19 Flag 10:29 End: 10:31

BMCRC - MRO Championships 2021 - Rnd 4 @ Brands Hatch GP

DFDS Yamaha Past Masters

RACE 19 - SECTOR ANALYSIS



SECTOR 1 = FL to I1, SECTOR 2 = I1 to I2, SECTOR 3 = I2 to FL, DIFF = Difference To Personal Best Lap, P = Crossed Finish Line in Pit Lane, D = Time Disallowed

P27 99 C Paul FIRTH		Yamaha TZR250 - Joanne Porter					
IDEAL LAP TIME : 2:01.929		BEST LAP TIME : 2:02.627		DIFFERENCE : 0.698			
LAP	SECTOR 1	SECTOR 2	SECTOR 3	LAP TIME	MPH	DIFF	TIME OF DAY
1 -		55.631	28.567	2:11.662 (3)	66.53	9.035	10:21:49.811
2 -	37.828	56.498	28.641	2:02.967 (2)	71.23	0.340	10:23:52.778
3 -	37.919	55.534	29.174	2:02.627 (1)	71.43		10:25:55.405

P28 4 Denis HALIL		Yamaha TZR250 - D & A AUTOS					
IDEAL LAP TIME : 1:50.696		BEST LAP TIME : 2:00.240		DIFFERENCE : 9.544			
LAP	SECTOR 1	SECTOR 2	SECTOR 3	LAP TIME	MPH	DIFF	TIME OF DAY
1 -		50.484	26.206	2:00.240 (1)	72.85		10:21:38.389

BMCRC - MRO Championships 2021 - Rnd 4 @ Brands Hatch GP

DFDS Yamaha Past Masters

RACE 19 - BEST SECTORS

SECTOR 1			SECTOR 2			SECTOR 3			IDEAL / BEST COMPARISON						
POS	NO	NAME	TIME	NO	NAME	TIME	NO	NAME	TIME	POS	NO	NAME	IDEAL	BEST	DIFF
													PERFECT LAP	1:42.493	
1	15	PERKINS	32.150	74	WHITBY	45.842	13	EDMONDSON	24.501	1	19	BRANTON	1:42.807	1:42.807	0.000
2	57	MOOK	32.224	19	BRANTON	45.873	15	PERKINS	24.503	2	13	EDMONDSON	1:42.819	1:42.937	0.118
3	13	EDMONDSON	32.323	13	EDMONDSON	45.995	74	WHITBY	24.508	3	74	WHITBY	1:42.835	1:43.209	0.374
4	19	BRANTON	32.424	57	MOOK	46.188	19	BRANTON	24.510	4	15	PERKINS	1:42.858	1:43.159	0.301
5	74	WHITBY	32.485	15	PERKINS	46.205	57	MOOK	24.789	5	57	MOOK	1:43.201	1:43.349	0.148
6	30	COOPER	32.687	30	COOPER	46.712	30	COOPER	24.937	6	30	COOPER	1:44.336	1:44.780	0.444
7	88	STANLEY	32.760	29	CRIPPS	46.914	88	STANLEY	25.178	7	88	STANLEY	1:45.045	1:45.236	0.191
8	22	BALLERINI	32.893	88	STANLEY	47.107	22	BALLERINI	25.187	8	29	CRIPPS	1:45.582	1:45.582	0.000
9	8	BALL	33.290	22	BALLERINI	47.549	29	CRIPPS	25.328	9	22	BALLERINI	1:45.629	1:45.681	0.052
10	27	HAYWARD	33.301	27	HAYWARD	47.559	27	HAYWARD	25.433	10	27	HAYWARD	1:46.293	1:46.583	0.290
11	29	CRIPPS	33.340	8	BALL	47.720	8	BALL	25.480	11	8	BALL	1:46.490	1:46.862	0.372
12	61	WELCH	33.787	61	WELCH	48.149	61	WELCH	25.496	12	61	WELCH	1:47.432	1:47.432	0.000
13	46	MARSHALL	33.879	72	THAY	48.766	46	MARSHALL	25.933	13	72	THAY	1:48.843	1:48.873	0.030
14	4	HALIL	34.006	60	GOUGH	48.864	72	THAY	25.983	14	46	MARSHALL	1:49.007	1:49.644	0.637
15	72	THAY	34.094	46	MARSHALL	49.195	60	GOUGH	26.106	15	60	GOUGH	1:49.557	1:49.772	0.215
16	60	GOUGH	34.587	9	MACKENZIE	50.427	4	HALIL	26.206	16	4	HALIL	1:50.696	2:00.240	9.544
17	9	MACKENZIE	35.380	4	HALIL	50.484	9	MACKENZIE	26.737	17	9	MACKENZIE	1:52.544	1:52.970	0.426
18	73	TURNER	35.417	100	ZANUTTO	50.917	100	ZANUTTO	26.901	18	100	ZANUTTO	1:54.128	1:55.700	1.572
19	67	BAILEY	36.151	42	PEARSON	51.054	42	PEARSON	27.281	19	42	PEARSON	1:54.509	1:55.048	0.539
20	42	PEARSON	36.174	73	TURNER	52.183	87	BUTTON	27.318	20	73	TURNER	1:54.947	1:56.283	1.336
21	100	ZANUTTO	36.310	67	BAILEY	52.542	73	TURNER	27.347	21	67	BAILEY	1:56.299	1:56.661	0.362
22	87	BUTTON	36.393	87	BUTTON	52.687	67	BAILEY	27.606	22	87	BUTTON	1:56.398	1:56.398	0.000
23	69	ELLERAY	37.105	69	ELLERAY	52.700	65	TERRY	28.334	23	69	ELLERAY	1:58.202	1:58.814	0.612
24	65	TERRY	37.165	65	TERRY	53.688	69	ELLERAY	28.397	24	65	TERRY	1:59.187	2:00.163	0.976
25	99	FIRTH	37.828	99	FIRTH	55.534	99	FIRTH	28.567	25	99	FIRTH	2:01.929	2:02.627	0.698
26	25	WIMBLE	38.444	25	WIMBLE	55.962	41	BOWLING	29.036	26	25	WIMBLE	2:03.793	2:05.289	1.496
27	41	BOWLING	39.300	41	BOWLING	56.174	25	WIMBLE	29.387	27	41	BOWLING	2:04.510	2:05.373	0.863
28										28	24	CARSON		1:40.939	
29															

Weather / Track : Sunny / Dry

Results can be found at www.tsl-timing.com

Brands Hatch GP

Circuit Length = 2.4332 miles

Start: 10:19 Flag 10:29 End: 10:31

Printed - 10:33 Sunday, 18 July 2021

BMCRC - MRO Championships 2021 - Rnd 4 @ Brands Hatch GP

DFDS Yamaha Past Masters

RACE 19 - STATISTICS

Competitors Started 28
Planned Start 2021-07-18 @ 10:10:00.000
Actual Start 2021-07-18 @ 10:19:38.148
Finish Time 2021-07-18 @ 10:29:54.823
Track Length 2.4332mi.
Total Laps 155
Total Distance Covered 377.1598mi.

Session Fastest Lap History

NO	CL	NAME	LAP TIME	TIME OF DAY	LAP	VEHICLE
24		Scott CARSON	1:45.043	10:21:23.192	1	Yamaha TZR250
24		Scott CARSON	1:40.939	10:23:04.131	2	Yamaha TZR250

Session Leader History

NO	CL	NAME	FROM LAP	LAPS LED	DISTANCE	VEHICLE
24		Scott CARSON	1	6	14.59 miles	Yamaha TZR250

Flag History

TYPE	TIME OF DAY
GREEN	10:19:38.148
FINISH	10:29:54.823

Flag Statistics

TYPE	COUNT	TOTAL LAPS	TOTAL TIME
Green	1	6	12:15.846
Red	0	0	0.000
Safety Car	0	0	0.000
FCY	0	0	0.000

BMCRC - MRO Championships 2021 - Rnd 4 @ Brands Hatch GP

DFDS Yamaha Past Masters

RACE 19 - STATISTICS

CLASS :

13 Starters

Fastest Lap History

NO	NAME	LAP TIME	TIME OF DAY	LAP	VEHICLE
24	Scott CARSON	1:45.043	10:21:23.192	1	Yamaha TZR250
24	Scott CARSON	1:40.939	10:23:04.131	2	Yamaha TZR250

Leader History

NO	NAME	FROM LAP	LAPS LED	DISTANCE	VEHICLE
24	Scott CARSON	1	6	14.59 miles	Yamaha TZR250

BMCRC - MRO Championships 2021 - Rnd 4 @ Brands Hatch GP

DFDS Yamaha Past Masters

RACE 19 - STATISTICS

CLASS : C

12 Starters

Fastest Lap History

NO	NAME	LAP TIME	TIME OF DAY	LAP	VEHICLE
27	Richard HAYWARD	1:53.478	10:21:31.640	1	Yamaha TZR250
27	Richard HAYWARD	1:46.583	10:23:18.222	2	Yamaha TZR250

Leader History

NO	NAME	FROM LAP	LAPS LED	DISTANCE	VEHICLE
27	Richard HAYWARD	1	6	14.59 miles	Yamaha TZR250

BMCRC - MRO Championships 2021 - Rnd 4 @ Brands Hatch GP

DFDS Yamaha Past Masters

RACE 19 - STATISTICS

CLASS : R

3 Starters

Fastest Lap History

NO	NAME	LAP TIME	TIME OF DAY	LAP	VEHICLE
9	David MACKENZIE	2:00.668	10:21:38.847	1	Yamaha TZR250
9	David MACKENZIE	1:53.269	10:23:32.116	2	Yamaha TZR250
9	David MACKENZIE	1:53.152	10:29:53.214	5	Yamaha TZR250
9	David MACKENZIE	1:52.970	10:31:46.184	6	Yamaha TZR250

Leader History

NO	NAME	FROM LAP	LAPS LED	DISTANCE	VEHICLE
9	David MACKENZIE	1	2	4.86 miles	Yamaha TZR250
100	Philip ZANUTTO	3	4	9.73 miles	Yamaha TZR250

Weather / Track : Sunny / Dry

Results can be found at www.tsl-timing.com

Page 4 of 4

Brands Hatch GP
Circuit Length = 2.4332 miles
Start: 10:19 Flag 10:29 End: 10:31

Printed - 10:33 Sunday, 18 July 2021

BMCRC - MRO Championships 2021 - Rnd 4 @ Brands Hatch GP
DFDS Yamaha Past Masters
RACE 10 - GRID (7 Laps)

ROW 10	30		29	199 Michael FROST	28	41 Paul BOWLING	2:05.373
ROW 9		27	25 Stephen WIMBLE	26	99 Paul FIRTH	25	4 Denis HALIL
ROW 8	24	65 Nigel TERRY	23	69 Mark ELLERAY	22	67 Mark BAILEY	
ROW 7		21	87 Denise BUTTON	20	73 Colvin TURNER	19	100 Philip ZANUTTO
ROW 6	18	42 Martin PEARSON	17	9 David MACKENZIE	16	60 Daniel GOUGH	
ROW 5		15	46 Kevin MARSHALL	14	72 Chris THAY	13	61 Paul WELCH
ROW 4	12	8 David BALL	11	27 Richard HAYWARD	10	22 Rik BALLERINI	
ROW 3		9	29 Derek CRIPPS	8	88 Michael STANLEY	7	30 Alan COOPER
ROW 2	6	57 Geoff MOOK	5	74 Paul WHITBY	4	15 Billy PERKINS	
ROW 1		3	13 Doug EDMONDSON	2	19 Peter BRANTON	1	24 Scott CARSON
							Pole

Brands Hatch GP

Circuit Length = 2.4332 miles

These results are provisional until the conclusion of any judicial and technical matters.

Clerk Of Course :	Stewards :	Timekeeper : Craig Smith
-------------------	------------	--------------------------

 Results can be found at www.tsl-timing.com

Printed - 10:34 Sunday, 18 July 2021



BMCRC - MRO Championships 2021 - Rnd 4 @ Brands Hatch GP
DFDS Yamaha Past Masters
RACE 10 - CLASSIFICATION

POS	NO	CL	PIC NAME	ENTRY	LAPS	TIME	GAP	DIFF	MPH	BEST	ON
1	24		1 Scott CARSON	Yamaha TZR250 - Brian Grays Powerbiking,All Eng	7	11:56.137			85.62	1:41.093	5
2	19		2 Peter BRANTON	Yamaha TZR250 - Exactweld Racing	7	12:06.278	10.141	10.141	84.42	1:42.546	2
3	13		3 Doug EDMONDSON	Yamaha TZR250 - Stan Stephens Tuning	7	12:10.567	14.430	4.289	83.93	1:43.118	7
4	15		4 Billy PERKINS	Yamaha TZR250 - T.w fuggle & son / Ashford tarna	7	12:12.230	16.093	1.663	83.74	1:43.218	7
5	57		5 Geoff MOOK	Yamaha TZR250 -	7	12:14.571	18.434	2.341	83.47	1:43.339	5
6	74		6 Paul WHITBY	Yamaha TZR250 - Greybridge Ltd	7	12:22.946	26.809	8.375	82.53	1:44.775	2
7	29		7 Derek CRIPPS	Yamaha TZR250 - Kelly Cripps - Team FBR	7	12:34.522	38.385	11.576	81.26	1:46.172	2
8	8	C	1 David BALL	Yamaha TZR250 - Gardiner Page and Roe pension	7	12:35.485	39.348	0.963	81.16	1:46.692	2
9	27	C	2 Richard HAYWARD	Yamaha TZR250 - Hazel Motors/ Gforce	7	12:35.848	39.711	0.363	81.12	1:46.798	2
10	61		8 Paul WELCH	Yamaha TZR250 -	7	12:51.222	55.085	15.374	79.50	1:48.408	2
11	4		9 Denis HALIL	Yamaha TZR250 - D & A AUTOS	7	12:51.254	55.117	0.032	79.50	1:47.885	2
12	72	C	3 Chris THAY	Yamaha TZR250 - Scell-it uk	7	12:56.151	1:00.014	4.897	79.00	1:49.447	7
13	60	C	4 Daniel GOUGH	Yamaha TZR250 - G Force Motorcycles	7	13:01.584	1:05.447	5.433	78.45	1:49.642	7
14	46	C	5 Kevin MARSHALL	Yamaha TZR250 -	7	13:02.299	1:06.162	0.715	78.38	1:49.778	4
15	100	R	1 Philip ZANUTTO	Yamaha TZR250 - www.ypmrc.co.uk	7	13:31.996	1:35.859	29.697	75.51	1:54.551	6
16	9	R	2 David MACKENZIE	Yamaha TZR250 -	7	13:33.491	1:37.354	1.495	75.37	1:52.180	5
17	199	C	6 Michael FROST	Yamaha TZR250 -	7	13:34.533	1:38.396	1.042	75.28	1:53.670	6
18	42	C	7 Martin PEARSON	Yamaha TZR250 - Viking Inspection	7	13:35.160	1:39.023	0.627	75.22	1:53.276	7
19	73	R	3 Colvin TURNER	Yamaha TZR250 -	7	13:46.639	1:50.502	11.479	74.17	1:55.794	5
20	99	C	8 Paul FIRTH	Yamaha TZR250 - Joanne Porter	6	12:10.018	1 Lap	1 Lap	71.99	1:58.115	6
21	25	C	9 Stephen WIMBLE	Yamaha TZR250 - S.B.W Contractor	6	12:34.753	1 Lap	24.735	69.63	2:03.249	4
22	65		10 Nigel TERRY	Yamaha TZR250 - NTrap Garage Doors	6	12:35.419	1 Lap	0.666	69.57	2:03.317	4
23	41	C	10 Paul BOWLING	Yamaha TDR -	6	12:36.045	1 Lap	0.626	69.51	2:03.448	6

NOT CLASSIFIED

DNF	30		Alan COOPER	Yamaha TZR250 - twistgrip motorcycles	2	3:37.494	5 Laps	4 Laps	80.55	1:45.655	2
DNF	88		Michael STANLEY	Yamaha TZR250 -	2	3:39.772	5 Laps	2.278	79.71	1:46.261	2
DNF	67	C	Mark BAILEY	Yamaha TZR250 -	1	2:03.672	6 Laps	1 Lap	70.83	2:03.672	1
DNF	69	C	Mark ELLERAY	Yamaha TZR250 - Abbot Solutions Ltd	0						

FASTEST LAP

24			Scott CARSON	Yamaha TZR250 - Brian Grays Powerbiking,All Eng	5	1:41.093	86.65 mph	139.45 kph
8	C		David BALL	Yamaha TZR250 - Gardiner Page and Roe pension	2	1:46.692	82.10 mph	132.13 kph
9	R		David MACKENZIE	Yamaha TZR250 -	5	1:52.180	78.08 mph	125.66 kph

Class - 92.5% of Race Speed = 79.19 mph
 Class C - 92.5% of Race Speed = 75.07 mph
 Class R - 92.5% of Race Speed = 69.84 mph

Brands Hatch GP: 2.4332 miles
 Race Distance: 7 Laps / 17.03 miles
 Start: 14:44 Flag 14:56 End: 14:58

Weather / Track : Sunny / Dry

These results are provisional until the conclusion of any judicial and technical matters.

Clerk Of Course :	Stewards :	Timekeeper : Craig Smith
-------------------	------------	--------------------------

Results can be found at www.tsl-timing.com

Printed - 14:59 Sunday, 18 July 2021



BMCRC - MRO Championships 2021 - Rnd 4 @ Brands Hatch GP

DFDS Yamaha Past Masters

RACE 10 - LAP CHART

LAP 1 @ 14:45:56.886

NO	BEHIND	LAP TIME
24		1:46.046
19	2.945	1:48.991
13	3.028	1:49.074
15	3.664	1:49.710
57	4.191	1:50.237
74	4.532	1:50.578
30	5.793	1:51.839
8	6.236	1:52.282
27	6.423	1:52.469
29	7.229	1:53.275
88	7.465	1:53.511
61	8.553	1:54.599
72	10.096	1:56.142
60	11.842	1:57.888
4	12.053	1:58.099
46	12.711	1:58.757
9	13.404	1:59.450
100	15.822	2:01.868
67	17.626	2:03.672
73	17.779	2:03.825
42	18.907	2:04.953
199	20.061	2:06.107
99	23.208	2:09.254
65	25.135	2:11.181
25	26.684	2:12.730
41	27.594	2:13.640

LAP 2 @ 14:47:38.637

NO	BEHIND	LAP TIME
24		1:41.751
19	3.740	1:42.546
13	5.360	1:44.083
15	5.724	1:43.811
57	6.103	1:43.663
74	7.556	1:44.775
30	9.697	1:45.655
8	11.177	1:46.692
27	11.470	1:46.798
29	11.650	1:46.172
88	11.975	1:46.261
61	15.210	1:48.408
72	18.053	1:49.708
4	18.187	1:47.885
60	21.136	1:51.045
46	21.484	1:50.524
100	29.045	1:54.974
73	32.266	1:56.238
42	33.063	1:55.907
199	33.367	1:55.057
9	40.944	2:09.291
99	43.385	2:01.928
65	48.023	2:04.639
25	48.383	2:03.450
41	50.795	2:04.952

LAP 3 @ 14:49:20.416

NO	BEHIND	LAP TIME
24		1:41.779
19	4.616	1:42.655
13	7.764	1:44.183
15	8.212	1:44.267

57	8.304	1:43.980
74	10.697	1:44.920
8	17.731	1:48.333
27	17.851	1:48.160
29	17.953	1:48.082
61	23.683	1:50.252
4	26.855	1:50.447
72	27.095	1:50.821
46	31.277	1:51.572
60	31.341	1:51.984
100	42.494	1:55.228
42	47.861	1:56.577
73	47.953	1:57.466
199	48.113	1:56.525
9	52.758	1:53.593
99	1:03.290	2:01.684
25	1:13.388	2:06.784
65	1:13.571	2:07.327
41	1:13.768	2:04.752

LAP 4 @ 14:51:01.753

NO	BEHIND	LAP TIME
24		1:41.337
19	5.950	1:42.671
13	10.000	1:43.573
15	10.310	1:43.435
57	10.560	1:43.593
74	14.887	1:45.527
29	23.282	1:46.666
27	23.364	1:46.850
8	23.729	1:47.335
61	31.593	1:49.247
4	33.598	1:48.080
72	35.908	1:50.150
46	39.718	1:49.778
60	40.876	1:50.872
100	56.328	1:55.171
42	1:01.553	1:55.029
199	1:01.646	1:54.870
73	1:03.469	1:56.853
9	1:04.807	1:53.386
99	1:22.445	2:00.492
25	1:35.300	2:03.249
65	1:35.551	2:03.317
41	1:36.782	2:04.351

LAP 5 @ 14:52:42.846

NO	BEHIND	LAP TIME
24		1:41.093
19	7.585	1:42.728
13	12.273	1:43.366
15	12.571	1:43.354
57	12.806	1:43.339
74	19.091	1:45.297
27	29.265	1:46.994
29	29.384	1:47.195
8	29.751	1:47.115
4	40.541	1:48.036
61	40.746	1:50.246
72	44.574	1:49.759
46	49.320	1:50.695
60	50.106	1:50.323
100	1:10.604	1:55.369
199	1:14.987	1:54.434

42	1:15.575	1:55.115
9	1:15.894	1:52.180
73	1:18.170	1:55.794
99	1:39.897	1:58.545

LAP 6 @ 14:54:24.801

NO	BEHIND	LAP TIME
24		1:41.955
19	8.896	1:43.266
13	13.488	1:43.170
15	15.051	1:44.435
57	15.428	1:44.577
25	1 Lap	2:04.526
65	1 Lap	2:05.418
41	1 Lap	2:04.902
74	22.450	1:45.314
29	34.189	1:46.760
27	34.481	1:47.171
8	34.590	1:46.794
4	47.513	1:48.927
61	47.531	1:48.740
72	52.743	1:50.124
46	57.937	1:50.572
60	57.981	1:49.830
100	1:23.200	1:54.551
199	1:26.702	1:53.670
9	1:26.742	1:52.803
42	1:27.923	1:54.303
73	1:34.036	1:57.821

LAP 7 @ 14:56:06.977

NO	BEHIND	LAP TIME
24		1:42.176
19	10.141	1:43.421
99	1 Lap	1:58.115
13	14.430	1:43.118
15	16.093	1:43.218
57	18.434	1:45.182
74	26.809	1:46.535
29	38.385	1:46.372
25	1 Lap	2:04.014
65	1 Lap	2:03.537
8	39.348	1:46.934
27	39.711	1:47.406
41	1 Lap	2:03.448
61	55.085	1:49.730
4	55.117	1:49.780
72	1:00.014	1:49.447
60	1:05.447	1:49.642
46	1:06.162	1:50.401
100	1:35.859	1:54.835
9	1:37.354	1:52.788
199	1:38.396	1:53.870
42	1:39.023	1:53.276
73	1:50.502	1:58.642

Weather / Track : Sunny / Dry

Results can be found at www.tsl-timing.com

Brands Hatch GP

Circuit Length = 2.4332 miles

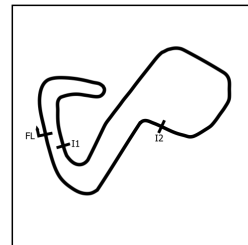
Start: 14:44 Flag 14:56 End: 14:58

Printed - 14:59 Sunday, 18 July 2021

BMCRC - MRO Championships 2021 - Rnd 4 @ Brands Hatch GP

DFDS Yamaha Past Masters

RACE 10 - SECTOR ANALYSIS



SECTOR 1 = FL to I1, SECTOR 2 = I1 to I2, SECTOR 3 = I2 to FL, DIFF = Difference To Personal Best Lap, P = Crossed Finish Line in Pit Lane, D = Time Disallowed

P1 24		Scott CARSON		Yamaha TZR250 - Brian Grays Powerbiking, All England Diamon			
IDEAL LAP TIME : 1:40.887		BEST LAP TIME : 1:41.093		DIFFERENCE : 0.206			
LAP	SECTOR 1	SECTOR 2	SECTOR 3	LAP TIME	MPH	DIFF	TIME OF DAY
1 -		45.517	24.380	1:46.046	82.60	4.953	14:45:56.886
2 -	31.630	45.653	24.468	1:41.751 (3)	86.09	0.658	14:47:38.637
3 -	31.722	45.695	24.362	1:41.779	86.06	0.686	14:49:20.416
4 -	31.520	45.498	24.319	1:41.337 (2)	86.44	0.244	14:51:01.753
5 -	31.726	45.123	24.244	1:41.093 (1)	86.65		14:52:42.846
6 -	32.364	45.307	24.284	1:41.955	85.91	0.862	14:54:24.801
7 -	31.701	46.073	24.402	1:42.176	85.73	1.083	14:56:06.977

P2 19		Peter BRANTON		Yamaha TZR250 - Exactweld Racing			
IDEAL LAP TIME : 1:42.299		BEST LAP TIME : 1:42.546		DIFFERENCE : 0.247			
LAP	SECTOR 1	SECTOR 2	SECTOR 3	LAP TIME	MPH	DIFF	TIME OF DAY
1 -		45.934	24.529	1:48.991	80.37	6.445	14:45:59.831
2 -	32.332	45.644	24.570	1:42.546 (1)	85.42		14:47:42.377
3 -	32.395	45.642	24.618	1:42.655 (2)	85.33	0.109	14:49:25.032
4 -	32.374	45.894	24.403	1:42.671 (3)	85.31	0.125	14:51:07.703
5 -	32.254	46.037	24.437	1:42.728	85.27	0.182	14:52:50.431
6 -	32.314	46.287	24.665	1:43.266	84.82	0.720	14:54:33.697
7 -	32.468	46.361	24.592	1:43.421	84.70	0.875	14:56:17.118

P3 13		Doug EDMONDSON		Yamaha TZR250 - Stan Stephens Tuning			
IDEAL LAP TIME : 1:42.836		BEST LAP TIME : 1:43.118		DIFFERENCE : 0.282			
LAP	SECTOR 1	SECTOR 2	SECTOR 3	LAP TIME	MPH	DIFF	TIME OF DAY
1 -		46.411	25.096	1:49.074	80.31	5.956	14:45:59.914
2 -	32.773	46.281	25.029	1:44.083	84.16	0.965	14:47:43.997
3 -	33.001	46.427	24.755	1:44.183	84.08	1.065	14:49:28.180
4 -	32.695	46.117	24.761	1:43.573	84.57	0.455	14:51:11.753
5 -	32.346	46.249	24.771	1:43.366 (3)	84.74	0.248	14:52:55.119
6 -	32.288	46.037	24.845	1:43.170 (2)	84.90	0.052	14:54:38.289
7 -	32.092	46.319	24.707	1:43.118 (1)	84.94		14:56:21.407

P4 15		Billy PERKINS		Yamaha TZR250 - T.w fuggle & son / Ashford tarmac			
IDEAL LAP TIME : 1:42.859		BEST LAP TIME : 1:43.218		DIFFERENCE : 0.359			
LAP	SECTOR 1	SECTOR 2	SECTOR 3	LAP TIME	MPH	DIFF	TIME OF DAY
1 -		46.916	24.802	1:49.710	79.84	6.492	14:46:00.550
2 -	32.357	46.597	24.857	1:43.811	84.38	0.593	14:47:44.361
3 -	32.810	46.664	24.793	1:44.267	84.01	1.049	14:49:28.628
4 -	32.417	46.307	24.711	1:43.435 (3)	84.68	0.217	14:51:12.063
5 -	32.562	46.093	24.699	1:43.354 (2)	84.75	0.136	14:52:55.417
6 -	32.492	46.253	25.690	1:44.435	83.87	1.217	14:54:39.852
7 -	32.067	46.378	24.773	1:43.218 (1)	84.86		14:56:23.070

P5 57		Geoff MOOK		Yamaha TZR250 -			
IDEAL LAP TIME : 1:43.134		BEST LAP TIME : 1:43.339		DIFFERENCE : 0.205			
LAP	SECTOR 1	SECTOR 2	SECTOR 3	LAP TIME	MPH	DIFF	TIME OF DAY
1 -		47.064	24.956	1:50.237	79.46	6.898	14:46:01.077
2 -	32.601	46.033	25.029	1:43.663 (3)	84.50	0.324	14:47:44.740
3 -	32.968	46.332	24.680	1:43.980	84.24	0.641	14:49:28.720
4 -	32.699	46.211	24.683	1:43.593 (2)	84.56	0.254	14:51:12.313
5 -	32.504	46.227	24.608	1:43.339 (1)	84.76		14:52:55.652
6 -	32.493	46.248	25.836	1:44.577	83.76	1.238	14:54:40.229
7 -	32.953	47.002	25.227	1:45.182	83.28	1.843	14:56:25.411

Weather / Track : Sunny / Dry

Brands Hatch GP

Circuit Length = 2.4332 miles

Start: 14:44 Flag 14:56 End: 14:58

BMCRC - MRO Championships 2021 - Rnd 4 @ Brands Hatch GP

DFDS Yamaha Past Masters

RACE 10 - SECTOR ANALYSIS



SECTOR 1 = FL to I1, SECTOR 2 = I1 to I2, SECTOR 3 = I2 to FL, DIFF = Difference To Personal Best Lap, P = Crossed Finish Line in Pit Lane, D = Time Disallowed

P6 74 Paul WHITBY		Yamaha TZR250 - Greybridge Ltd					
IDEAL LAP TIME : 1:44.196		BEST LAP TIME : 1:44.775		DIFFERENCE : 0.579			
LAP	SECTOR 1	SECTOR 2	SECTOR 3	LAP TIME	MPH	DIFF	TIME OF DAY
1 -		46.673	25.149	1:50.578	79.21	5.803	14:46:01.418
2 -	33.308	46.431	25.036	1:44.775 (1)	83.60		14:47:46.193
3 -	33.059	47.032	24.829	1:44.920 (2)	83.49	0.145	14:49:31.113
4 -	33.045	47.509	24.973	1:45.527	83.01	0.752	14:51:16.640
5 -	33.035	47.245	25.017	1:45.297 (3)	83.19	0.522	14:53:01.937
6 -	32.936	47.330	25.048	1:45.314	83.17	0.539	14:54:47.251
7 -	33.497	47.915	25.123	1:46.535	82.22	1.760	14:56:33.786

P7 29 Derek CRIPPS		Yamaha TZR250 - Kelly Cripps - Team FBR					
IDEAL LAP TIME : 1:45.878		BEST LAP TIME : 1:46.172		DIFFERENCE : 0.384			
LAP	SECTOR 1	SECTOR 2	SECTOR 3	LAP TIME	MPH	DIFF	TIME OF DAY
1 -		47.387	25.438	1:53.275	77.33	7.103	14:46:04.115
2 -	33.242	47.166	25.764	1:46.172 (1)	82.50		14:47:50.287
3 -	34.063	48.468	25.551	1:48.082	81.04	1.910	14:49:38.369
4 -	33.379	47.565	25.722	1:46.666 (3)	82.12	0.494	14:51:25.035
5 -	33.811	47.773	25.611	1:47.195	81.71	1.023	14:53:12.230
6 -	33.797	47.342	25.621	1:46.760	82.05	0.588	14:54:58.990
7 -	33.411	47.108	25.853	1:46.372 (2)	82.35	0.200	14:56:45.362

P8 8 C David BALL		Yamaha TZR250 - Gardiner Page and Roe pension consultants					
IDEAL LAP TIME : 1:45.874		BEST LAP TIME : 1:46.692		DIFFERENCE : 0.818			
LAP	SECTOR 1	SECTOR 2	SECTOR 3	LAP TIME	MPH	DIFF	TIME OF DAY
1 -		47.447	25.668	1:52.282	78.01	5.590	14:46:03.122
2 -	33.232	47.823	25.637	1:46.692 (1)	82.10		14:47:49.814
3 -	34.169	48.430	25.734	1:48.333	80.86	1.641	14:49:38.147
4 -	34.145	47.767	25.423	1:47.335	81.61	0.643	14:51:25.482
5 -	33.445	48.374	25.296	1:47.115	81.77	0.423	14:53:12.597
6 -	33.568	47.992	25.234	1:46.794 (2)	82.02	0.102	14:54:59.391
7 -	33.620	47.408	25.906	1:46.934 (3)	81.91	0.242	14:56:46.325

P9 27 C Richard HAYWARD		Yamaha TZR250 - Hazel Motors/ Gforce					
IDEAL LAP TIME : 1:46.132		BEST LAP TIME : 1:46.798		DIFFERENCE : 0.666			
LAP	SECTOR 1	SECTOR 2	SECTOR 3	LAP TIME	MPH	DIFF	TIME OF DAY
1 -		47.652	25.415	1:52.469	77.88	5.671	14:46:03.309
2 -	33.186	47.830	25.782	1:46.798 (1)	82.02		14:47:50.107
3 -	33.937	48.491	25.732	1:48.160	80.98	1.362	14:49:38.267
4 -	33.813	47.743	25.294	1:46.850 (2)	81.98	0.052	14:51:25.117
5 -	33.381	47.898	25.715	1:46.994 (3)	81.87	0.196	14:53:12.111
6 -	33.830	47.793	25.548	1:47.171	81.73	0.373	14:54:59.282
7 -	34.171	47.701	25.534	1:47.406	81.55	0.608	14:56:46.688

P10 61 Paul WELCH		Yamaha TZR250 -					
IDEAL LAP TIME : 1:47.560		BEST LAP TIME : 1:48.408		DIFFERENCE : 0.848			
LAP	SECTOR 1	SECTOR 2	SECTOR 3	LAP TIME	MPH	DIFF	TIME OF DAY
1 -		48.006	25.596	1:54.599	76.43	6.191	14:46:05.439
2 -	33.958	48.588	25.862	1:48.408 (1)	80.80		14:47:53.847
3 -	35.059	49.380	25.813	1:50.252	79.45	1.844	14:49:44.099
4 -	34.316	49.029	25.902	1:49.247 (3)	80.18	0.839	14:51:33.346
5 -	34.841	49.623	25.782	1:50.246	79.45	1.838	14:53:23.592
6 -	34.064	48.597	26.079	1:48.740 (2)	80.55	0.332	14:55:12.332
7 -	34.465	49.115	26.150	1:49.730	79.83	1.322	14:57:02.062

Weather / Track : Sunny / Dry

Brands Hatch GP

Circuit Length = 2.4332 miles

Start: 14:44 Flag 14:56 End: 14:58

BMCRC - MRO Championships 2021 - Rnd 4 @ Brands Hatch GP

DFDS Yamaha Past Masters

RACE 10 - SECTOR ANALYSIS



SECTOR 1 = FL to I1, SECTOR 2 = I1 to I2, SECTOR 3 = I2 to FL, DIFF = Difference To Personal Best Lap, P = Crossed Finish Line in Pit Lane, D = Time Disallowed

P11 4		Denis HALIL		Yamaha TZR250 - D & A AUTOS			
IDEAL LAP TIME : 1:47.312		BEST LAP TIME : 1:47.885		DIFFERENCE : 0.573			
LAP	SECTOR 1	SECTOR 2	SECTOR 3	LAP TIME	MPH	DIFF	TIME OF DAY
1 -		48.839	26.220	1:58.099	74.17	10.214	14:46:08.939
2 -	34.095	47.864	25.926	1:47.885 (1)	81.19		14:47:56.824
3 -	35.099	49.456	25.892	1:50.447	79.31	2.562	14:49:47.271
4 -	33.676	48.580	25.824	1:48.080 (3)	81.04	0.195	14:51:35.351
5 -	33.679	48.582	25.775	1:48.036 (2)	81.08	0.151	14:53:23.387
6 -	34.679	48.476	25.772	1:48.927	80.41	1.042	14:55:12.314
7 -	34.522	49.094	26.164	1:49.780	79.79	1.895	14:57:02.094

P12 72 C		Chris THAY		Yamaha TZR250 - Scell-it uk			
IDEAL LAP TIME : 1:48.415		BEST LAP TIME : 1:49.447		DIFFERENCE : 1.032			
LAP	SECTOR 1	SECTOR 2	SECTOR 3	LAP TIME	MPH	DIFF	TIME OF DAY
1 -		48.424	25.766	1:56.142	75.42	6.695	14:46:06.982
2 -	34.225	49.322	26.161	1:49.708 (2)	79.84	0.261	14:47:56.690
3 -	35.099	49.680	26.042	1:50.821	79.04	1.374	14:49:47.511
4 -	34.647	49.464	26.039	1:50.150	79.52	0.703	14:51:37.661
5 -	34.606	49.055	26.098	1:49.759 (3)	79.80	0.312	14:53:27.420
6 -	34.623	49.430	26.071	1:50.124	79.54	0.677	14:55:17.544
7 -	34.368	49.286	25.793	1:49.447 (1)	80.03		14:57:06.991

P13 60 C		Daniel GOUGH		Yamaha TZR250 - G Force Motorcycles			
IDEAL LAP TIME : 1:49.606		BEST LAP TIME : 1:49.642		DIFFERENCE : 0.036			
LAP	SECTOR 1	SECTOR 2	SECTOR 3	LAP TIME	MPH	DIFF	TIME OF DAY
1 -		49.657	26.419	1:57.888	74.30	8.246	14:46:08.728
2 -	35.073	49.450	26.522	1:51.045	78.88	1.403	14:47:59.773
3 -	35.219	49.632	27.133	1:51.984	78.22	2.342	14:49:51.757
4 -	35.260	49.384	26.228	1:50.872	79.00	1.230	14:51:42.629
5 -	34.950	49.169	26.204	1:50.323 (3)	79.40	0.681	14:53:32.952
6 -	34.663	49.032	26.135	1:49.830 (2)	79.75	0.188	14:55:22.782
7 -	34.472	48.999	26.171	1:49.642 (1)	79.89		14:57:12.424

P14 46 C		Kevin MARSHALL		Yamaha TZR250 -			
IDEAL LAP TIME : 1:49.370		BEST LAP TIME : 1:49.778		DIFFERENCE : 0.408			
LAP	SECTOR 1	SECTOR 2	SECTOR 3	LAP TIME	MPH	DIFF	TIME OF DAY
1 -		49.709	26.803	1:58.757	73.76	8.979	14:46:09.597
2 -	34.467	49.555	26.502	1:50.524 (3)	79.25	0.746	14:48:00.121
3 -	34.986	50.014	26.572	1:51.572	78.51	1.794	14:49:51.693
4 -	34.147	49.407	26.224	1:49.778 (1)	79.79		14:51:41.471
5 -	33.827	50.253	26.615	1:50.695	79.13	0.917	14:53:32.166
6 -	34.315	49.799	26.458	1:50.572	79.22	0.794	14:55:22.738
7 -	34.834	49.431	26.136	1:50.401 (2)	79.34	0.623	14:57:13.139

P15 100 R		Philip ZANUTTO		Yamaha TZR250 - www.ypmrc.co.uk			
IDEAL LAP TIME : 1:54.224		BEST LAP TIME : 1:54.551		DIFFERENCE : 0.327			
LAP	SECTOR 1	SECTOR 2	SECTOR 3	LAP TIME	MPH	DIFF	TIME OF DAY
1 -		51.323	26.856	2:01.868	71.87	7.317	14:46:12.708
2 -	36.200	51.868	26.906	1:54.974 (3)	76.18	0.423	14:48:07.682
3 -	36.497	51.700	27.031	1:55.228	76.02	0.677	14:50:02.910
4 -	36.380	51.614	27.177	1:55.171	76.05	0.620	14:51:58.081
5 -	36.739	51.336	27.294	1:55.369	75.92	0.818	14:53:53.450
6 -	36.274	51.335	26.942	1:54.551 (1)	76.47		14:55:48.001
7 -	36.045	51.581	27.209	1:54.835 (2)	76.28	0.284	14:57:42.836

Weather / Track : Sunny / Dry

Brands Hatch GP

Circuit Length = 2.4332 miles

Start: 14:44 Flag 14:56 End: 14:58

BMCRC - MRO Championships 2021 - Rnd 4 @ Brands Hatch GP

DFDS Yamaha Past Masters

RACE 10 - SECTOR ANALYSIS



SECTOR 1 = FL to I1, SECTOR 2 = I1 to I2, SECTOR 3 = I2 to FL, DIFF = Difference To Personal Best Lap, P = Crossed Finish Line in Pit Lane, D = Time Disallowed

P16		9 R		David MACKENZIE		Yamaha TZR250 -	
IDEAL LAP TIME : 1:51.431		BEST LAP TIME : 1:52.180		DIFFERENCE : 0.749			
LAP	SECTOR 1	SECTOR 2	SECTOR 3	LAP TIME	MPH	DIFF	TIME OF DAY
1 -		49.945	26.503	1:59.450	73.33	7.270	14:46:10.290
2 -	35.070	1:07.110	27.111	2:09.291	67.75	17.111	14:48:19.581
3 -	35.992	50.869	26.732	1:53.593	77.11	1.413	14:50:13.174
4 -	35.966	50.693	26.727	1:53.386	77.25	1.206	14:52:06.560
5 -	35.259	50.290	26.631	1:52.180 (1)	78.08		14:53:58.740
6 -	35.144	51.173	26.486	1:52.803 (3)	77.65	0.623	14:55:51.543
7 -	35.895	50.477	26.416	1:52.788 (2)	77.66	0.608	14:57:44.331

P17		199 C		Michael FROST		Yamaha TZR250 -	
IDEAL LAP TIME : 1:53.553		BEST LAP TIME : 1:53.670		DIFFERENCE : 0.117			
LAP	SECTOR 1	SECTOR 2	SECTOR 3	LAP TIME	MPH	DIFF	TIME OF DAY
1 -		53.155	27.563	2:06.107	69.46	12.437	14:46:16.947
2 -	36.003	51.634	27.420	1:55.057	76.13	1.387	14:48:12.004
3 -	37.207	52.202	27.116	1:56.525	75.17	2.855	14:50:08.529
4 -	36.764	51.159	26.947	1:54.870	76.25	1.200	14:52:03.399
5 -	36.224	51.147	27.063	1:54.434 (3)	76.54	0.764	14:53:57.833
6 -	35.868	50.954	26.848	1:53.670 (1)	77.06		14:55:51.503
7 -	35.751	51.058	27.061	1:53.870 (2)	76.92	0.200	14:57:45.373

P18		42 C		Martin PEARSON		Yamaha TZR250 - Viking Inspection	
IDEAL LAP TIME : 1:53.276		BEST LAP TIME : 1:53.276		DIFFERENCE : 0.000			
LAP	SECTOR 1	SECTOR 2	SECTOR 3	LAP TIME	MPH	DIFF	TIME OF DAY
1 -		52.531	27.444	2:04.953	70.10	11.677	14:46:15.793
2 -	36.668	51.713	27.526	1:55.907	75.57	2.631	14:48:11.700
3 -	37.259	51.745	27.573	1:56.577	75.14	3.301	14:50:08.277
4 -	36.317	51.591	27.121	1:55.029 (3)	76.15	1.753	14:52:03.306
5 -	36.662	51.240	27.213	1:55.115	76.09	1.839	14:53:58.421
6 -	36.278	51.096	26.929	1:54.303 (2)	76.63	1.027	14:55:52.724
7 -	35.881	50.678	26.717	1:53.276 (1)	77.33		14:57:46.000

P19		73 R		Colvin TURNER		Yamaha TZR250 -	
IDEAL LAP TIME : 1:55.011		BEST LAP TIME : 1:55.794		DIFFERENCE : 0.783			
LAP	SECTOR 1	SECTOR 2	SECTOR 3	LAP TIME	MPH	DIFF	TIME OF DAY
1 -		52.507	27.361	2:03.825	70.74	8.031	14:46:14.665
2 -	35.954	51.938	28.346	1:56.238 (2)	75.36	0.444	14:48:10.903
3 -	36.943	52.392	28.131	1:57.466	74.57	1.672	14:50:08.369
4 -	36.735	52.611	27.507	1:56.853 (3)	74.96	1.059	14:52:05.222
5 -	36.121	51.696	27.977	1:55.794 (1)	75.65		14:54:01.016
6 -	36.725	52.829	28.267	1:57.821	74.34	2.027	14:55:58.837
7 -	36.758	52.902	28.982	1:58.642	73.83	2.848	14:57:57.479

P20		99 C		Paul FIRTH		Yamaha TZR250 - Joanne Porter	
IDEAL LAP TIME : 1:58.068		BEST LAP TIME : 1:58.115		DIFFERENCE : 0.047			
LAP	SECTOR 1	SECTOR 2	SECTOR 3	LAP TIME	MPH	DIFF	TIME OF DAY
1 -		55.979	27.826	2:09.254	67.77	11.139	14:46:20.094
2 -	37.732	55.898	28.298	2:01.928	71.84	3.813	14:48:22.022
3 -	38.406	55.275	28.003	2:01.684	71.98	3.569	14:50:23.706
4 -	37.675	54.849	27.968	2:00.492 (3)	72.70	2.377	14:52:24.198
5 -	36.992	53.759	27.794	1:58.545 (2)	73.89	0.430	14:54:22.743
6 -	36.560	53.714	27.841	1:58.115 (1)	74.16		14:56:20.858

Weather / Track : Sunny / Dry

Brands Hatch GP
Circuit Length = 2.4332 miles
Start: 14:44 Flag 14:56 End: 14:58

BMCR - MRO Championships 2021 - Rnd 4 @ Brands Hatch GP

DFDS Yamaha Past Masters

RACE 10 - SECTOR ANALYSIS



SECTOR 1 = FL to I1, SECTOR 2 = I1 to I2, SECTOR 3 = I2 to FL, DIFF = Difference To Personal Best Lap, P = Crossed Finish Line in Pit Lane, D = Time Disallowed

P21 25 C		Stephen WIMBLE		Yamaha TZR250 - S.B.W Contractor			
IDEAL LAP TIME : 2:02.217		BEST LAP TIME : 2:03.249		DIFFERENCE : 1.032			
LAP	SECTOR 1	SECTOR 2	SECTOR 3	LAP TIME	MPH	DIFF	TIME OF DAY
1 -		55.282	29.850	2:12.730	65.99	9.481	14:46:23.570
2 -	37.909	55.449	30.092	2:03.450 (2)	70.95	0.201	14:48:27.020
3 -	40.028	56.908	29.848	2:06.784	69.09	3.535	14:50:33.804
4 -	37.690	55.687	29.872	2:03.249 (1)	71.07		14:52:37.053
5 -	38.392	56.715	29.419	2:04.526	70.34	1.277	14:54:41.579
6 -	39.267	55.502	29.245	2:04.014 (3)	70.63	0.765	14:56:45.593

P22 65		Nigel TERRY		Yamaha TZR250 - NTrap Garage Doors			
IDEAL LAP TIME : 2:02.975		BEST LAP TIME : 2:03.317		DIFFERENCE : 0.342			
LAP	SECTOR 1	SECTOR 2	SECTOR 3	LAP TIME	MPH	DIFF	TIME OF DAY
1 -		55.464	29.436	2:11.181	66.77	7.864	14:46:22.021
2 -	38.955	55.741	29.943	2:04.639 (3)	70.28	1.322	14:48:26.660
3 -	41.046	56.109	30.172	2:07.327	68.79	4.010	14:50:33.987
4 -	38.566	55.762	28.989	2:03.317 (1)	71.03		14:52:37.304
5 -	38.767	57.382	29.269	2:05.418	69.84	2.101	14:54:42.722
6 -	38.522	55.968	29.047	2:03.537 (2)	70.90	0.220	14:56:46.259

P23 41 C		Paul BOWLING		Yamaha TDR -			
IDEAL LAP TIME : 2:03.011		BEST LAP TIME : 2:03.448		DIFFERENCE : 0.437			
LAP	SECTOR 1	SECTOR 2	SECTOR 3	LAP TIME	MPH	DIFF	TIME OF DAY
1 -		55.592	29.432	2:13.640	65.54	10.192	14:46:24.480
2 -	39.816	55.599	29.537	2:04.952	70.10	1.504	14:48:29.432
3 -	40.062	55.781	28.909	2:04.752 (3)	70.21	1.304	14:50:34.184
4 -	39.518	56.019	28.814	2:04.351 (2)	70.44	0.903	14:52:38.535
5 -	39.347	56.148	29.407	2:04.902	70.13	1.454	14:54:43.437
6 -	39.424	54.850	29.174	2:03.448 (1)	70.95		14:56:46.885

P24 30		Alan COOPER		Yamaha TZR250 - twistgrip motorcycles			
IDEAL LAP TIME : 1:44.958		BEST LAP TIME : 1:45.655		DIFFERENCE : 0.697			
LAP	SECTOR 1	SECTOR 2	SECTOR 3	LAP TIME	MPH	DIFF	TIME OF DAY
1 -		47.142	24.978	1:51.839 (2)	78.32	6.184	14:46:02.679
2 -	32.982	46.998	25.675	1:45.655 (1)	82.90		14:47:48.334

P25 88		Michael STANLEY		Yamaha TZR250 -			
IDEAL LAP TIME : 1:45.758		BEST LAP TIME : 1:46.261		DIFFERENCE : 0.503			
LAP	SECTOR 1	SECTOR 2	SECTOR 3	LAP TIME	MPH	DIFF	TIME OF DAY
1 -		48.337	25.173	1:53.511 (2)	77.17	7.250	14:46:04.351
2 -	33.348	47.237	25.676	1:46.261 (1)	82.43		14:47:50.612

P26 67 C		Mark BAILEY		Yamaha TZR250 -			
IDEAL LAP TIME : 1:55.916		BEST LAP TIME : 2:03.672		DIFFERENCE : 7.756			
LAP	SECTOR 1	SECTOR 2	SECTOR 3	LAP TIME	MPH	DIFF	TIME OF DAY
1 -		52.227	27.287	2:03.672 (1)	70.83		14:46:14.512

BMCRC - MRO Championships 2021 - Rnd 4 @ Brands Hatch GP

DFDS Yamaha Past Masters

RACE 10 - BEST SECTORS

SECTOR 1			SECTOR 2			SECTOR 3			IDEAL / BEST COMPARISON						
POS	NO	NAME	TIME	NO	NAME	TIME	NO	NAME	TIME	POS	NO	NAME	IDEAL	BEST	DIFF
												PERFECT LAP	1:40.887		
1	24	CARSON	31.520	24	CARSON	45.123	24	CARSON	24.244	1	24	CARSON	1:40.887	1:41.093	0.206
2	15	PERKINS	32.067	19	BRANTON	45.642	19	BRANTON	24.403	2	19	BRANTON	1:42.299	1:42.546	0.247
3	13	EDMONDSON	32.092	57	MOOK	46.033	57	MOOK	24.608	3	13	EDMONDSON	1:42.836	1:43.118	0.282
4	19	BRANTON	32.254	13	EDMONDSON	46.037	15	PERKINS	24.699	4	15	PERKINS	1:42.859	1:43.218	0.359
5	57	MOOK	32.493	15	PERKINS	46.093	13	EDMONDSON	24.707	5	57	MOOK	1:43.134	1:43.339	0.205
6	74	WHITBY	32.936	74	WHITBY	46.431	74	WHITBY	24.829	6	74	WHITBY	1:44.196	1:44.775	0.579
7	30	COOPER	32.982	30	COOPER	46.998	30	COOPER	24.978	7	30	COOPER	1:44.958	1:45.655	0.697
8	27	HAYWARD	33.186	29	CRIPPS	47.108	88	STANLEY	25.173	8	88	STANLEY	1:45.758	1:46.261	0.503
9	8	BALL	33.232	88	STANLEY	47.237	8	BALL	25.234	9	29	CRIPPS	1:45.788	1:46.172	0.384
10	29	CRIPPS	33.242	8	BALL	47.408	27	HAYWARD	25.294	10	8	BALL	1:45.874	1:46.692	0.818
11	88	STANLEY	33.348	27	HAYWARD	47.652	29	CRIPPS	25.438	11	27	HAYWARD	1:46.132	1:46.798	0.666
12	4	HALIL	33.676	4	HALIL	47.864	61	WELCH	25.596	12	4	HALIL	1:47.312	1:47.885	0.573
13	46	MARSHALL	33.827	61	WELCH	48.006	72	THAY	25.766	13	61	WELCH	1:47.560	1:48.408	0.848
14	61	WELCH	33.958	72	THAY	48.424	4	HALIL	25.772	14	72	THAY	1:48.415	1:49.447	1.032
15	72	THAY	34.225	60	GOUGH	48.999	60	GOUGH	26.135	15	46	MARSHALL	1:49.370	1:49.778	0.408
16	60	GOUGH	34.472	46	MARSHALL	49.407	46	MARSHALL	26.136	16	60	GOUGH	1:49.606	1:49.642	0.036
17	9	MACKENZIE	35.070	9	MACKENZIE	49.945	9	MACKENZIE	26.416	17	9	MACKENZIE	1:51.431	1:52.180	0.749
18	199	FROST	35.751	42	PEARSON	50.678	42	PEARSON	26.717	18	42	PEARSON	1:53.276	1:53.276	0.000
19	42	PEARSON	35.881	199	FROST	50.954	199	FROST	26.848	19	199	FROST	1:53.553	1:53.670	0.117
20	73	TURNER	35.954	100	ZANUTTO	51.323	100	ZANUTTO	26.856	20	100	ZANUTTO	1:54.224	1:54.551	0.327
21	100	ZANUTTO	36.045	73	TURNER	51.696	67	BAILEY	27.287	21	73	TURNER	1:55.011	1:55.794	0.783
22	67	BAILEY	36.402	67	BAILEY	52.227	73	TURNER	27.361	22	67	BAILEY	1:55.916	2:03.672	7.756
23	99	FIRTH	36.560	99	FIRTH	53.714	99	FIRTH	27.794	23	99	FIRTH	1:58.068	1:58.115	0.047
24	25	WIMBLE	37.690	69	ELLERAY	54.040	41	BOWLING	28.814	24	25	WIMBLE	2:02.217	2:03.249	1.032
25	65	TERRY	38.522	41	BOWLING	54.850	65	TERRY	28.989	25	65	TERRY	2:02.975	2:03.317	0.342
26	41	BOWLING	39.347	25	WIMBLE	55.282	25	WIMBLE	29.245	26	41	BOWLING	2:03.011	2:03.448	0.437
27				65	TERRY	55.464									

Weather / Track : Sunny / Dry

Results can be found at www.tsl-timing.com

Brands Hatch GP

Circuit Length = 2.4332 miles

Start: 14:44 Flag 14:56 End: 14:58

Printed - 14:59 Sunday, 18 July 2021

BMCRC - MRO Championships 2021 - Rnd 4 @ Brands Hatch GP

DFDS Yamaha Past Masters

RACE 10 - STATISTICS

Competitors Started 27
Planned Start 2021-07-18 @ 14:25:00.000
Actual Start 2021-07-18 @ 14:44:10.839
Finish Time 2021-07-18 @ 14:56:06.976
Track Length 2.4332mi.
Total Laps 162
Total Distance Covered 394.1929mi.

Session Fastest Lap History

NO	CL	NAME	LAP TIME	TIME OF DAY	LAP	VEHICLE
24		Scott CARSON	1:46.046	14:45:56.891	1	Yamaha TZR250
24		Scott CARSON	1:41.751	14:47:38.643	2	Yamaha TZR250
24		Scott CARSON	1:41.337	14:51:01.757	4	Yamaha TZR250
24		Scott CARSON	1:41.093	14:52:42.852	5	Yamaha TZR250

Session Leader History

NO	CL	NAME	FROM LAP	LAPS LED	DISTANCE	VEHICLE
24		Scott CARSON	1	7	17.03 miles	Yamaha TZR250

Flag History

TYPE	TIME OF DAY
GREEN	14:44:10.839
FINISH	14:56:06.976

Flag Statistics

TYPE	COUNT	TOTAL LAPS	TOTAL TIME
Green	1	7	13:53.497
Red	0	0	0.000
Safety Car	0	0	0.000
FCY	0	0	0.000

BMCRC - MRO Championships 2021 - Rnd 4 @ Brands Hatch GP

DFDS Yamaha Past Masters

RACE 10 - STATISTICS

CLASS :

12 Starters

Fastest Lap History

NO	NAME	LAP TIME	TIME OF DAY	LAP	VEHICLE
24	Scott CARSON	1:46.046	14:45:56.891	1	Yamaha TZR250
24	Scott CARSON	1:41.751	14:47:38.643	2	Yamaha TZR250
24	Scott CARSON	1:41.337	14:51:01.757	4	Yamaha TZR250
24	Scott CARSON	1:41.093	14:52:42.852	5	Yamaha TZR250

Leader History

NO	NAME	FROM LAP	LAPS LED	DISTANCE	VEHICLE
24	Scott CARSON	1	7	17.03 miles	Yamaha TZR250

BMCRC - MRO Championships 2021 - Rnd 4 @ Brands Hatch GP

DFDS Yamaha Past Masters

RACE 10 - STATISTICS

CLASS : C

12 Starters

Fastest Lap History

NO	NAME	LAP TIME	TIME OF DAY	LAP	VEHICLE
8	David BALL	1:52.282	14:46:03.148	1	Yamaha TZR250
8	David BALL	1:46.692	14:47:49.841	2	Yamaha TZR250

Leader History

NO	NAME	FROM LAP	LAPS LED	DISTANCE	VEHICLE
8	David BALL	1	3	7.29 miles	Yamaha TZR250
27	Richard HAYWARD	4	3	7.29 miles	Yamaha TZR250
8	David BALL	7	1	2.43 miles	Yamaha TZR250

BMCRC - MRO Championships 2021 - Rnd 4 @ Brands Hatch GP

DFDS Yamaha Past Masters

RACE 10 - STATISTICS

CLASS : R

3 Starters

Fastest Lap History

NO	NAME	LAP TIME	TIME OF DAY	LAP	VEHICLE
9	David MACKENZIE	1:59.450	14:46:10.320	1	Yamaha TZR250
100	Philip ZANUTTO	1:54.974	14:48:07.696	2	Yamaha TZR250
9	David MACKENZIE	1:53.593	14:50:13.204	3	Yamaha TZR250
9	David MACKENZIE	1:53.386	14:52:06.590	4	Yamaha TZR250
9	David MACKENZIE	1:52.180	14:53:58.770	5	Yamaha TZR250

Leader History

NO	NAME	FROM LAP	LAPS LED	DISTANCE	VEHICLE
9	David MACKENZIE	1	1	2.43 miles	Yamaha TZR250
100	Philip ZANUTTO	2	6	14.59 miles	Yamaha TZR250

Weather / Track : Sunny / Dry

Results can be found at www.tsl-timing.com

Page 4 of 4

Brands Hatch GP
Circuit Length = 2.4332 miles
Start: 14:44 Flag 14:56 End: 14:58

Printed - 14:59 Sunday, 18 July 2021

BMCRC - MRO Championships 2021 - Rnd 4 @ Brands Hatch GP
DFDS Yamaha Past Masters
RACE 20 - GRID (6 Laps)

ROW 10	30		29	87 Denise BUTTON	28	22 Rik BALLERINI	
ROW 9		27	69 Mark ELLERAY	26	67 Mark BAILEY	25	41 Paul BOWLING
ROW 8		24	65 Nigel TERRY	23	25 Stephen WIMBLE	22	99 Paul FIRTH
ROW 7		21	73 Colvin TURNER	20	100 Phillip ZANUTTO	19	199 Michael FROST
ROW 6		18	42 Martin PEARSON	17	9 David MACKENZIE	16	46 Kevin MARSHALL
ROW 5		15	60 Daniel GOUGH	14	72 Chris THAY	13	61 Paul WELCH
ROW 4		12	4 Denis HALIL	11	27 Richard HAYWARD	10	8 David BALL
ROW 3		9	88 Michael STANLEY	8	29 Derek CRIPPS	7	30 Alan COOPER
ROW 2		6	74 Paul WHITBY	5	57 Geoff MOOK	4	15 Billy PERKINS
ROW 1		3	13 Doug EDMONDSON	2	19 Peter BRANTON	1	24 Scott CARSON
							Pole

Brands Hatch GP

Circuit Length = 2.4332 miles

These results are provisional until the conclusion of any judicial and technical matters.

Clerk Of Course :	Stewards :	Timekeeper : Craig Smith
-------------------	------------	--------------------------

 Results can be found at www.tsl-timing.com

Printed - 15:00 Sunday, 18 July 2021



BMCRC - MRO Championships 2021 - Rnd 4 @ Brands Hatch GP

DFDS Yamaha Past Masters

RACE 20 - CLASSIFICATION

POS	NO	CL	PIC NAME	ENTRY	LAPS	TIME	GAP	DIFF	MPH	BEST	ON
1	24		1 Scott CARSON	Yamaha TZR250 - Brian Grays Powerbiking,All Engl	6	10:11.404			85.96	1:40.415	3
2	19		2 Peter BRANTON	Yamaha TZR250 - Exactweld Racing	6	10:16.660	5.256	5.256	85.23	1:41.272	2
3	13		3 Doug EDMONDSON	Yamaha TZR250 - Stan Stephens Tuning	6	10:25.940	14.536	9.280	83.96	1:42.711	5
4	15		4 Billy PERKINS	Yamaha TZR250 - T.w fuggle & son / Ashford tarmac	6	10:26.572	15.168	0.632	83.88	1:42.948	5
5	57		5 Geoff MOOK	Yamaha TZR250 -	6	10:28.865	17.461	2.293	83.57	1:43.519	5
6	74		6 Paul WHITBY	Yamaha TZR250 - Greybridge Ltd	6	10:43.092	31.688	14.227	81.72	1:45.689	2
7	30		7 Alan COOPER	Yamaha TZR250 - twistgrip motorcycles	6	10:43.276	31.872	0.184	81.70	1:45.787	3
8	29		8 Derek CRIPPS	Yamaha TZR250 - Kelly Cripps - Team FBR	6	10:44.828	33.424	1.552	81.50	1:45.648	5
9	8	C	1 David BALL	Yamaha TZR250 - Gardiner Page and Roe pension c	6	10:50.940	39.536	6.112	80.74	1:46.700	4
10	27	C	2 Richard HAYWARD	Yamaha TZR250 - Hazel Motors/ Gforce	6	10:51.131	39.727	0.191	80.71	1:46.732	3
11	4		9 Denis HALIL	Yamaha TZR250 - D & A AUTOS	6	10:55.901	44.497	4.770	80.13	1:46.720	2
12	61		10 Paul WELCH	Yamaha TZR250 -	6	10:56.006	44.602	0.105	80.11	1:47.977	6
13	72	C	3 Chris THAY	Yamaha TZR250 - Scell-it uk	6	11:08.280	56.876	12.274	78.64	1:49.582	2
14	60	C	4 Daniel GOUGH	Yamaha TZR250 - G Force Motorcycles	6	11:12.870	1:01.466	4.590	78.11	1:50.388	2
15	46	C	5 Kevin MARSHALL	Yamaha TZR250 -	6	11:13.126	1:01.722	0.256	78.08	1:50.314	4
16	9	R	1 David MACKENZIE	Yamaha TZR250 -	6	11:22.473	1:11.069	9.347	77.01	1:52.045	2
17	100	R	2 Philip ZANUTTO	Yamaha TZR250 - www.ypmrc.co.uk	6	11:37.885	1:26.481	15.412	75.31	1:53.483	6
18	199	C	6 Michael FROST	Yamaha TZR250 -	6	11:38.079	1:26.675	0.194	75.29	1:53.547	6
19	42	C	7 Martin PEARSON	Yamaha TZR250 - Viking Inspection	6	11:40.558	1:29.154	2.479	75.02	1:54.316	6
20	73	R	3 Colvin TURNER	Yamaha TZR250 -	6	12:00.871	1:49.467	20.313	72.91	1:56.455	3
21	99	C	8 Paul FIRTH	Yamaha TZR250 - Joanne Porter	5	10:11.901	1 Lap	1 Lap	71.57	1:58.878	5
22	25	C	9 Stephen WIMBLE	Yamaha TZR250 - S.B.W Contractor	5	10:20.458	1 Lap	8.557	70.59	2:01.759	4
23	41	C	10 Paul BOWLING	Yamaha TDR -	5	10:45.585	1 Lap	25.127	67.84	2:06.214	2

NOT CLASSIFIED

DNF	65		Nigel TERRY	Yamaha TZR250 - NTrap Garage Doors	3	6:20.089	3 Laps	2 Laps	69.14	2:03.440	2
DNF	67	C	Mark BAILEY	Yamaha TZR250 -	0						

FASTEST LAP

	24		Scott CARSON	Yamaha TZR250 - Brian Grays Powerbiking,All Engl	3	1:40.415			87.23 mph	140.39 kph	
	8	C	David BALL	Yamaha TZR250 - Gardiner Page and Roe pension c	4	1:46.700			82.09 mph	132.12 kph	
	9	R	David MACKENZIE	Yamaha TZR250 -	2	1:52.045			78.18 mph	125.82 kph	

Class - 92.5% of Race Speed = 79.51 mph
 Class C - 92.5% of Race Speed = 74.68 mph
 Class R - 92.5% of Race Speed = 71.23 mph

Brands Hatch GP: 2.4332 miles

Race Distance: 6 Laps / 14.59 miles

Start: 17:51 Flag 18:01 End: 18:03

Weather / Track : Sunny / Dry

These results are provisional until the conclusion of any judicial and technical matters.

Clerk Of Course :	Stewards :	Timekeeper : Craig Smith
-------------------	------------	--------------------------

Results can be found at www.tsl-timing.com

Printed - 18:04 Sunday, 18 July 2021



BMCRC - MRO Championships 2021 - Rnd 4 @ Brands Hatch GP

DFDS Yamaha Past Masters

RACE 20 - LAP CHART

LAP 1 @ 17:53:12.658

NO	BEHIND	LAP TIME
24		1:46.120
19	1.278	1:47.398
13	2.078	1:48.198
57	3.174	1:49.294
15	3.310	1:49.430
74	4.533	1:50.653
30	4.710	1:50.830
8	7.151	1:53.271
27	7.282	1:53.402
29	7.542	1:53.662
61	7.617	1:53.737
4	10.540	1:56.660
72	10.734	1:56.854
60	11.791	1:57.911
46	13.126	1:59.246
9	13.237	1:59.357
100	17.682	2:03.802
42	17.817	2:03.937
199	17.931	2:04.051
73	18.782	2:04.902
25	25.107	2:11.227
99	25.220	2:11.340
65	25.275	2:11.395
41	27.062	2:13.182

LAP 2 @ 17:54:54.156

NO	BEHIND	LAP TIME
24		1:41.498
19	1.052	1:41.272
13	4.242	1:43.662
15	5.211	1:43.399
57	5.451	1:43.775
74	8.724	1:45.689
30	9.130	1:45.918
27	14.017	1:48.233
29	14.101	1:48.057
8	14.349	1:48.696
61	14.705	1:48.586
4	15.762	1:46.720
72	18.818	1:49.582
60	20.681	1:50.388
46	22.195	1:50.567
9	23.784	1:52.045
100	31.642	1:55.458
199	32.584	1:56.151
42	33.048	1:56.729
73	34.012	1:56.728
99	44.481	2:00.759
25	45.569	2:01.960
65	47.217	2:03.440
41	51.778	2:06.214

LAP 3 @ 17:56:34.571

NO	BEHIND	LAP TIME
24		1:40.415
19	2.099	1:41.462
13	7.734	1:43.907
15	8.562	1:43.766
57	8.783	1:43.747
74	14.324	1:46.015
30	14.502	1:45.787

29	19.578	1:45.892
27	20.334	1:46.732
8	21.006	1:47.072
61	22.328	1:48.038
4	22.656	1:47.309
72	28.771	1:50.368
60	31.095	1:50.829
46	32.192	1:50.412
9	36.602	1:53.233
100	47.922	1:56.695
199	48.010	1:55.841
42	48.261	1:55.628
73	50.052	1:56.455
99	1:05.060	2:00.994
25	1:07.547	2:02.393
65	1:12.056	2:05.254
41	1:18.231	2:06.868

LAP 4 @ 17:58:15.321

NO	BEHIND	LAP TIME
24		1:40.750
19	3.204	1:41.855
13	10.835	1:43.851
15	10.930	1:43.118
57	11.700	1:43.667
74	20.470	1:46.896
30	20.758	1:47.006
29	24.525	1:45.697
27	26.610	1:47.026
8	26.956	1:46.700
61	30.313	1:48.735
4	30.376	1:48.470
72	38.510	1:50.489
60	41.363	1:51.018
46	41.756	1:50.314
9	48.671	1:52.819
100	1:01.640	1:54.468
199	1:01.771	1:54.511
42	1:02.839	1:55.328
73	1:07.521	1:58.219
99	1:24.240	1:59.930
25	1:28.556	2:01.759

LAP 5 @ 17:59:55.950

NO	BEHIND	LAP TIME
24		1:40.629
19	4.500	1:41.925
41	1 Lap	2:09.756
13	12.917	1:42.711
15	13.249	1:42.948
57	14.590	1:43.519
74	26.230	1:46.389
30	26.642	1:46.513
29	29.544	1:45.648
27	33.764	1:47.783
8	33.887	1:47.560
61	38.617	1:48.933
4	38.709	1:48.962
72	48.801	1:50.920
60	52.196	1:51.462
46	52.564	1:51.437
9	1:00.742	1:52.700
100	1:14.990	1:53.979
199	1:15.120	1:53.978

42	1:16.830	1:54.620
73	1:27.855	2:00.963

LAP 6 @ 18:01:37.942

NO	BEHIND	LAP TIME
24		1:41.992
99	1 Lap	1:58.878
19	5.256	1:42.748
25	1 Lap	2:03.119
13	14.536	1:43.611
15	15.168	1:43.911
57	17.461	1:44.863
74	31.688	1:47.450
30	31.872	1:47.222
29	33.424	1:45.872
41	1 Lap	2:09.565
8	39.536	1:47.641
27	39.727	1:47.955
4	44.497	1:47.780
61	44.602	1:47.977
72	56.876	1:50.067
60	1:01.466	1:51.262
46	1:01.722	1:51.150
9	1:11.069	1:52.319
100	1:26.481	1:53.483
199	1:26.675	1:53.547
42	1:29.154	1:54.316
73	1:49.467	2:03.604

Weather / Track : Sunny / Dry

Results can be found at www.tsl-timing.com

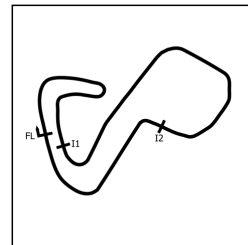
Brands Hatch GP
Circuit Length = 2.4332 miles
Start: 17:51 Flag 18:01 End: 18:03

Printed - 18:03 Sunday, 18 July 2021

BMCRG - MRO Championships 2021 - Rnd 4 @ Brands Hatch GP

DFDS Yamaha Past Masters

RACE 20 - SECTOR ANALYSIS



SECTOR 1 = FL to I1, SECTOR 2 = I1 to I2, SECTOR 3 = I2 to FL, DIFF = Difference To Personal Best Lap, P = Crossed Finish Line in Pit Lane, D = Time Disallowed

P1 24		Scott CARSON		Yamaha TZR250 - Brian Grays Powerbiking, All England Diamon			
IDEAL LAP TIME : 1:40.327		BEST LAP TIME : 1:40.415		DIFFERENCE : 0.088			
LAP	SECTOR 1	SECTOR 2	SECTOR 3	LAP TIME	MPH	DIFF	TIME OF DAY
1 -		45.648	24.411	1:46.120	82.54	5.705	17:53:12.658
2 -	31.550	45.602	24.346	1:41.498	86.30	1.083	17:54:54.156
3 -	31.233	45.023	24.159	1:40.415 (1)	87.23		17:56:34.571
4 -	31.318	45.073	24.359	1:40.750 (3)	86.94	0.335	17:58:15.321
5 -	31.145	45.118	24.366	1:40.629 (2)	87.05	0.214	17:59:55.950
6 -	31.690	45.813	24.489	1:41.992	85.88	1.577	18:01:37.942

P2 19		Peter BRANTON		Yamaha TZR250 - Exactweld Racing			
IDEAL LAP TIME : 1:41.208		BEST LAP TIME : 1:41.272		DIFFERENCE : 0.064			
LAP	SECTOR 1	SECTOR 2	SECTOR 3	LAP TIME	MPH	DIFF	TIME OF DAY
1 -		45.760	24.342	1:47.398	81.56	6.126	17:53:13.936
2 -	31.956	45.111	24.205	1:41.272 (1)	86.49		17:54:55.208
3 -	31.920	45.152	24.390	1:41.462 (2)	86.33	0.190	17:56:36.670
4 -	31.892	45.418	24.545	1:41.855 (3)	86.00	0.583	17:58:18.525
5 -	31.898	45.458	24.569	1:41.925	85.94	0.653	18:00:00.450
6 -	31.937	45.738	25.073	1:42.748	85.25	1.476	18:01:43.198

P3 13		Doug EDMONDSON		Yamaha TZR250 - Stan Stephens Tuning			
IDEAL LAP TIME : 1:42.711		BEST LAP TIME : 1:42.711		DIFFERENCE : 0.000			
LAP	SECTOR 1	SECTOR 2	SECTOR 3	LAP TIME	MPH	DIFF	TIME OF DAY
1 -		46.413	24.661	1:48.198	80.96	5.487	17:53:14.736
2 -	32.220	46.517	24.925	1:43.662 (3)	84.50	0.951	17:54:58.398
3 -	32.148	46.756	25.003	1:43.907	84.30	1.196	17:56:42.305
4 -	32.269	46.594	24.988	1:43.851	84.35	1.140	17:58:26.156
5 -	31.955	46.158	24.598	1:42.711 (1)	85.28		18:00:08.867
6 -	32.161	46.683	24.767	1:43.611 (2)	84.54	0.900	18:01:52.478

P4 15		Billy PERKINS		Yamaha TZR250 - T.w fuggle & son / Ashford tarmac			
IDEAL LAP TIME : 1:42.730		BEST LAP TIME : 1:42.948		DIFFERENCE : 0.218			
LAP	SECTOR 1	SECTOR 2	SECTOR 3	LAP TIME	MPH	DIFF	TIME OF DAY
1 -		46.231	24.739	1:49.430	80.04	6.482	17:53:15.968
2 -	32.177	46.346	24.876	1:43.399 (3)	84.71	0.451	17:54:59.367
3 -	32.414	46.548	24.804	1:43.766	84.41	0.818	17:56:43.133
4 -	32.166	46.165	24.787	1:43.118 (2)	84.94	0.170	17:58:26.251
5 -	32.082	46.229	24.637	1:42.948 (1)	85.08		18:00:09.199
6 -	31.928	47.305	24.678	1:43.911	84.30	0.963	18:01:53.110

P5 57		Geoff MOOK		Yamaha TZR250 -			
IDEAL LAP TIME : 1:43.160		BEST LAP TIME : 1:43.519		DIFFERENCE : 0.359			
LAP	SECTOR 1	SECTOR 2	SECTOR 3	LAP TIME	MPH	DIFF	TIME OF DAY
1 -		46.227	24.995	1:49.294	80.14	5.775	17:53:15.832
2 -	32.207	46.615	24.953	1:43.775	84.41	0.256	17:54:59.607
3 -	32.391	46.630	24.726	1:43.747 (3)	84.43	0.228	17:56:43.354
4 -	32.491	46.313	24.863	1:43.667 (2)	84.49	0.148	17:58:27.021
5 -	32.259	46.430	24.830	1:43.519 (1)	84.62		18:00:10.540
6 -	32.993	46.801	25.069	1:44.863	83.53	1.344	18:01:55.403

Weather / Track : Sunny / Dry

Brands Hatch GP
Circuit Length = 2.4332 miles
Start: 17:51 Flag 18:01 End: 18:03

BMCRG - MRO Championships 2021 - Rnd 4 @ Brands Hatch GP

DFDS Yamaha Past Masters

RACE 20 - SECTOR ANALYSIS



SECTOR 1 = FL to I1, SECTOR 2 = I1 to I2, SECTOR 3 = I2 to FL, DIFF = Difference To Personal Best Lap, P = Crossed Finish Line in Pit Lane, D = Time Disallowed

P6 74		Paul WHITBY		Yamaha TZR250 - Greybridge Ltd			
IDEAL LAP TIME : 1:44.815		BEST LAP TIME : 1:45.689		DIFFERENCE : 0.874			
LAP	SECTOR 1	SECTOR 2	SECTOR 3	LAP TIME	MPH	DIFF	TIME OF DAY
1 -		46.550	25.163	1:50.653	79.16	4.964	17:53:17.191
2 -	33.102	47.282	25.305	1:45.689 (1)	82.88		17:55:02.880
3 -	33.231	47.343	25.441	1:46.015 (2)	82.62	0.326	17:56:48.895
4 -	33.522	47.916	25.458	1:46.896	81.94	1.207	17:58:35.791
5 -	33.389	47.700	25.300	1:46.389 (3)	82.33	0.700	18:00:22.180
6 -	33.559	48.000	25.891	1:47.450	81.52	1.761	18:02:09.630

P7 30		Alan COOPER		Yamaha TZR250 - twistgrip motorcycles			
IDEAL LAP TIME : 1:45.216		BEST LAP TIME : 1:45.787		DIFFERENCE : 0.571			
LAP	SECTOR 1	SECTOR 2	SECTOR 3	LAP TIME	MPH	DIFF	TIME OF DAY
1 -		46.972	25.022	1:50.830	79.03	5.043	17:53:17.368
2 -	33.266	47.281	25.371	1:45.918 (2)	82.70	0.131	17:55:03.286
3 -	33.222	47.254	25.311	1:45.787 (1)	82.80		17:56:49.073
4 -	33.541	47.953	25.512	1:47.006	81.86	1.219	17:58:36.079
5 -	33.516	47.517	25.480	1:46.513 (3)	82.24	0.726	18:00:22.592
6 -	33.439	47.907	25.876	1:47.222	81.69	1.435	18:02:09.814

P8 29		Derek CRIPPS		Yamaha TZR250 - Kelly Cripps - Team FBR			
IDEAL LAP TIME : 1:45.344		BEST LAP TIME : 1:45.648		DIFFERENCE : 0.304			
LAP	SECTOR 1	SECTOR 2	SECTOR 3	LAP TIME	MPH	DIFF	TIME OF DAY
1 -		47.533	25.798	1:53.662	77.06	8.014	17:53:20.200
2 -	33.825	48.448	25.784	1:48.057	81.06	2.409	17:55:08.257
3 -	33.009	47.408	25.475	1:45.892	82.72	0.244	17:56:54.149
4 -	33.280	46.877	25.540	1:45.697 (2)	82.87	0.049	17:58:39.846
5 -	32.992	47.149	25.507	1:45.648 (1)	82.91		18:00:25.494
6 -	33.143	47.069	25.660	1:45.872 (3)	82.73	0.224	18:02:11.366

P9 8 C		David BALL		Yamaha TZR250 - Gardiner Page and Roe pension consultants			
IDEAL LAP TIME : 1:46.482		BEST LAP TIME : 1:46.700		DIFFERENCE : 0.218			
LAP	SECTOR 1	SECTOR 2	SECTOR 3	LAP TIME	MPH	DIFF	TIME OF DAY
1 -		47.679	25.763	1:53.271	77.33	6.571	17:53:19.809
2 -	34.036	48.584	26.076	1:48.696	80.59	1.996	17:55:08.505
3 -	33.513	47.677	25.882	1:47.072 (2)	81.81	0.372	17:56:55.577
4 -	33.265	47.743	25.692	1:46.700 (1)	82.09		17:58:42.277
5 -	33.797	48.223	25.540	1:47.560 (3)	81.44	0.860	18:00:29.837
6 -	33.437	48.599	25.605	1:47.641	81.38	0.941	18:02:17.478

P10 27 C		Richard HAYWARD		Yamaha TZR250 - Hazel Motors/ Gforce			
IDEAL LAP TIME : 1:46.686		BEST LAP TIME : 1:46.732		DIFFERENCE : 0.046			
LAP	SECTOR 1	SECTOR 2	SECTOR 3	LAP TIME	MPH	DIFF	TIME OF DAY
1 -		47.979	25.759	1:53.402	77.24	6.670	17:53:19.940
2 -	33.574	48.592	26.067	1:48.233	80.93	1.501	17:55:08.173
3 -	33.340	47.667	25.725	1:46.732 (1)	82.07		17:56:54.905
4 -	33.298	47.726	26.002	1:47.026 (2)	81.84	0.294	17:58:41.931
5 -	33.927	48.135	25.721	1:47.783 (3)	81.27	1.051	18:00:29.714
6 -	33.539	48.351	26.065	1:47.955	81.14	1.223	18:02:17.669

Weather / Track : Sunny / Dry

Brands Hatch GP
Circuit Length = 2.4332 miles
Start: 17:51 Flag 18:01 End: 18:03

BMCR - MRO Championships 2021 - Rnd 4 @ Brands Hatch GP

DFDS Yamaha Past Masters

RACE 20 - SECTOR ANALYSIS



SECTOR 1 = FL to I1, SECTOR 2 = I1 to I2, SECTOR 3 = I2 to FL, DIFF = Difference To Personal Best Lap, P = Crossed Finish Line in Pit Lane, D = Time Disallowed

P11 4		Denis HALIL		Yamaha TZR250 - D & A AUTOS			
IDEAL LAP TIME : 1:46.608		BEST LAP TIME : 1:46.720		DIFFERENCE : 0.112			
LAP	SECTOR 1	SECTOR 2	SECTOR 3	LAP TIME	MPH	DIFF	TIME OF DAY
1 -		48.644	25.679	1:56.660	75.08	9.940	17:53:23.198
2 -	33.290	47.915	25.515	1:46.720 (1)	82.08		17:55:09.918
3 -	33.232	48.221	25.856	1:47.309 (2)	81.63	0.589	17:56:57.227
4 -	34.146	48.751	25.573	1:48.470	80.75	1.750	17:58:45.697
5 -	34.304	48.789	25.869	1:48.962	80.39	2.242	18:00:34.659
6 -	34.098	47.861	25.821	1:47.780 (3)	81.27	1.060	18:02:22.439

P12 61		Paul WELCH		Yamaha TZR250 -			
IDEAL LAP TIME : 1:47.095		BEST LAP TIME : 1:47.977		DIFFERENCE : 0.882			
LAP	SECTOR 1	SECTOR 2	SECTOR 3	LAP TIME	MPH	DIFF	TIME OF DAY
1 -		47.903	25.324	1:53.737	77.01	5.760	17:53:20.275
2 -	34.340	48.334	25.912	1:48.586 (3)	80.67	0.609	17:55:08.861
3 -	33.868	48.331	25.839	1:48.038 (2)	81.08	0.061	17:56:56.899
4 -	34.520	48.449	25.766	1:48.735	80.56	0.758	17:58:45.634
5 -	34.257	48.814	25.862	1:48.933	80.41	0.956	18:00:34.567
6 -	34.387	47.921	25.669	1:47.977 (1)	81.12		18:02:22.544

P13 72 C		Chris THAY		Yamaha TZR250 - Scell-it uk			
IDEAL LAP TIME : 1:49.171		BEST LAP TIME : 1:49.582		DIFFERENCE : 0.411			
LAP	SECTOR 1	SECTOR 2	SECTOR 3	LAP TIME	MPH	DIFF	TIME OF DAY
1 -		48.743	26.251	1:56.854	74.96	7.272	17:53:23.392
2 -	34.504	48.982	26.096	1:49.582 (1)	79.93		17:55:12.974
3 -	34.482	49.701	26.185	1:50.368 (3)	79.36	0.786	17:57:03.342
4 -	34.867	49.444	26.178	1:50.489	79.28	0.907	17:58:53.831
5 -	34.921	49.771	26.228	1:50.920	78.97	1.338	18:00:44.751
6 -	34.584	49.537	25.946	1:50.067 (2)	79.58	0.485	18:02:34.818

P14 60 C		Daniel GOUGH		Yamaha TZR250 - G Force Motorcycles			
IDEAL LAP TIME : 1:50.220		BEST LAP TIME : 1:50.388		DIFFERENCE : 0.168			
LAP	SECTOR 1	SECTOR 2	SECTOR 3	LAP TIME	MPH	DIFF	TIME OF DAY
1 -		50.205	26.433	1:57.911	74.29	7.523	17:53:24.449
2 -	34.462	49.503	26.423	1:50.388 (1)	79.35		17:55:14.837
3 -	34.369	50.015	26.445	1:50.829 (2)	79.03	0.441	17:57:05.666
4 -	34.720	49.950	26.348	1:51.018 (3)	78.90	0.630	17:58:56.684
5 -	34.945	50.047	26.470	1:51.462	78.59	1.074	18:00:48.146
6 -	34.684	50.095	26.483	1:51.262	78.73	0.874	18:02:39.408

P15 46 C		Kevin MARSHALL		Yamaha TZR250 -			
IDEAL LAP TIME : 1:49.897		BEST LAP TIME : 1:50.314		DIFFERENCE : 0.417			
LAP	SECTOR 1	SECTOR 2	SECTOR 3	LAP TIME	MPH	DIFF	TIME OF DAY
1 -		49.824	26.725	1:59.246	73.46	8.932	17:53:25.784
2 -	34.192	49.524	26.851	1:50.567 (3)	79.22	0.253	17:55:16.351
3 -	34.373	49.637	26.402	1:50.412 (2)	79.33	0.098	17:57:06.763
4 -	34.178	49.897	26.239	1:50.314 (1)	79.40		17:58:57.077
5 -	34.703	50.408	26.326	1:51.437	78.60	1.123	18:00:48.514
6 -	34.596	50.359	26.195	1:51.150	78.81	0.836	18:02:39.664

Weather / Track : Sunny / Dry

Brands Hatch GP
Circuit Length = 2.4332 miles
Start: 17:51 Flag 18:01 End: 18:03

BMCRC - MRO Championships 2021 - Rnd 4 @ Brands Hatch GP

DFDS Yamaha Past Masters

RACE 20 - SECTOR ANALYSIS



SECTOR 1 = FL to I1, SECTOR 2 = I1 to I2, SECTOR 3 = I2 to FL, DIFF = Difference To Personal Best Lap, P = Crossed Finish Line in Pit Lane, D = Time Disallowed

P16		9 R		David MACKENZIE		Yamaha TZR250 -	
IDEAL LAP TIME : 1:51.427		BEST LAP TIME : 1:52.045		DIFFERENCE : 0.618			
LAP	SECTOR 1	SECTOR 2	SECTOR 3	LAP TIME	MPH	DIFF	TIME OF DAY
1 -		49.914	27.325	1:59.357	73.39	7.312	17:53:25.895
2 -	35.216	50.302	26.527	1:52.045 (1)	78.18		17:55:17.940
3 -	35.582	50.977	26.674	1:53.233	77.36	1.188	17:57:11.173
4 -	35.311	50.694	26.814	1:52.819	77.64	0.774	17:59:03.992
5 -	35.231	50.952	26.517	1:52.700 (3)	77.72	0.655	18:00:56.692
6 -	34.996	50.634	26.689	1:52.319 (2)	77.99	0.274	18:02:49.011

P17		100 R		Philip ZANUTTO		Yamaha TZR250 - www.ypmrc.co.uk	
IDEAL LAP TIME : 1:53.346		BEST LAP TIME : 1:53.483		DIFFERENCE : 0.137			
LAP	SECTOR 1	SECTOR 2	SECTOR 3	LAP TIME	MPH	DIFF	TIME OF DAY
1 -		52.336	27.299	2:03.802	70.75	10.319	17:53:30.340
2 -	36.244	51.749	27.465	1:55.458	75.87	1.975	17:55:25.798
3 -	36.713	52.225	27.757	1:56.695	75.06	3.212	17:57:22.493
4 -	36.002	51.292	27.174	1:54.468 (3)	76.52	0.985	17:59:16.961
5 -	36.476	50.510	26.993	1:53.979 (2)	76.85	0.496	18:01:10.940
6 -	35.843	50.537	27.103	1:53.483 (1)	77.19		18:03:04.423

P18		199 C		Michael FROST		Yamaha TZR250 -	
IDEAL LAP TIME : 1:53.137		BEST LAP TIME : 1:53.547		DIFFERENCE : 0.410			
LAP	SECTOR 1	SECTOR 2	SECTOR 3	LAP TIME	MPH	DIFF	TIME OF DAY
1 -		52.381	27.358	2:04.051	70.61	10.504	17:53:30.589
2 -	36.580	51.790	27.781	1:56.151	75.41	2.604	17:55:26.740
3 -	35.945	52.082	27.814	1:55.841	75.61	2.294	17:57:22.581
4 -	36.188	51.230	27.093	1:54.511 (3)	76.49	0.964	17:59:17.092
5 -	36.052	51.223	26.703	1:53.978 (2)	76.85	0.431	18:01:11.070
6 -	35.917	50.517	27.113	1:53.547 (1)	77.14		18:03:04.617

P19		42 C		Martin PEARSON		Yamaha TZR250 - Viking Inspection	
IDEAL LAP TIME : 1:54.005		BEST LAP TIME : 1:54.316		DIFFERENCE : 0.311			
LAP	SECTOR 1	SECTOR 2	SECTOR 3	LAP TIME	MPH	DIFF	TIME OF DAY
1 -		52.204	27.676	2:03.937	70.67	9.621	17:53:30.475
2 -	37.367	51.827	27.535	1:56.729	75.04	2.413	17:55:27.204
3 -	36.451	51.556	27.621	1:55.628	75.75	1.312	17:57:22.832
4 -	36.586	51.484	27.258	1:55.328 (3)	75.95	1.012	17:59:18.160
5 -	35.993	51.440	27.187	1:54.620 (2)	76.42	0.304	18:01:12.780
6 -	35.672	51.146	27.498	1:54.316 (1)	76.62		18:03:07.096

P20		73 R		Colvin TURNER		Yamaha TZR250 -	
IDEAL LAP TIME : 1:55.711		BEST LAP TIME : 1:56.455		DIFFERENCE : 0.744			
LAP	SECTOR 1	SECTOR 2	SECTOR 3	LAP TIME	MPH	DIFF	TIME OF DAY
1 -		52.787	27.449	2:04.902	70.13	8.447	17:53:31.440
2 -	36.729	52.455	27.544	1:56.728 (2)	75.04	0.273	17:55:28.168
3 -	35.807	52.926	27.722	1:56.455 (1)	75.22		17:57:24.623
4 -	36.528	53.357	28.334	1:58.219 (3)	74.09	1.764	17:59:22.842
5 -	37.075	54.847	29.041	2:00.963	72.41	4.508	18:01:23.805
6 -	38.389	56.078	29.137	2:03.604	70.87	7.149	18:03:27.409

BMCRC - MRO Championships 2021 - Rnd 4 @ Brands Hatch GP

DFDS Yamaha Past Masters

RACE 20 - SECTOR ANALYSIS



SECTOR 1 = FL to I1, SECTOR 2 = I1 to I2, SECTOR 3 = I2 to FL, DIFF = Difference To Personal Best Lap, P = Crossed Finish Line in Pit Lane, D = Time Disallowed

P21 99 C		Paul FIRTH		Yamaha TZR250 - Joanne Porter			
IDEAL LAP TIME : 1:58.878		BEST LAP TIME : 1:58.878		DIFFERENCE : 0.000			
LAP	SECTOR 1	SECTOR 2	SECTOR 3	LAP TIME	MPH	DIFF	TIME OF DAY
1 -		56.051	28.574	2:11.340	66.69	12.462	17:53:37.878
2 -	37.265	55.066	28.428	2:00.759 (3)	72.53	1.881	17:55:38.637
3 -	37.389	55.031	28.574	2:00.994	72.39	2.116	17:57:39.631
4 -	36.955	54.780	28.195	1:59.930 (2)	73.04	1.052	17:59:39.561
5 -	36.861	53.987	28.030	1:58.878 (1)	73.68		18:01:38.439

P22 25 C		Stephen WIMBLE		Yamaha TZR250 - S.B.W Contractor			
IDEAL LAP TIME : 2:01.566		BEST LAP TIME : 2:01.759		DIFFERENCE : 0.193			
LAP	SECTOR 1	SECTOR 2	SECTOR 3	LAP TIME	MPH	DIFF	TIME OF DAY
1 -		55.061	29.952	2:11.227	66.75	9.468	17:53:37.765
2 -	37.497	55.311	29.152	2:01.960 (2)	71.82	0.201	17:55:39.725
3 -	38.180	55.038	29.175	2:02.393 (3)	71.57	0.634	17:57:42.118
4 -	37.376	55.042	29.341	2:01.759 (1)	71.94		17:59:43.877
5 -	38.005	55.807	29.307	2:03.119	71.14	1.360	18:01:46.996

P23 41 C		Paul BOWLING		Yamaha TDR -			
IDEAL LAP TIME : 2:04.529		BEST LAP TIME : 2:06.214		DIFFERENCE : 1.685			
LAP	SECTOR 1	SECTOR 2	SECTOR 3	LAP TIME	MPH	DIFF	TIME OF DAY
1 -		55.614	29.221	2:13.182	65.77	6.968	17:53:39.720
2 -	39.777	56.608	29.829	2:06.214 (1)	69.40		17:55:45.934
3 -	39.694	57.176	29.998	2:06.868 (2)	69.04	0.654	17:57:52.802
4 -	40.862	58.247	30.647	2:09.756	67.51	3.542	18:00:02.558
5 -	41.624	57.335	30.606	2:09.565 (3)	67.60	3.351	18:02:12.123

P24 65		Nigel TERRY		Yamaha TZR250 - NTrap Garage Doors			
IDEAL LAP TIME : 2:02.749		BEST LAP TIME : 2:03.440		DIFFERENCE : 0.691			
LAP	SECTOR 1	SECTOR 2	SECTOR 3	LAP TIME	MPH	DIFF	TIME OF DAY
1 -		54.559	30.133	2:11.395 (3)	66.66	7.955	17:53:37.933
2 -	39.274	54.926	29.240	2:03.440 (1)	70.96		17:55:41.373
3 -	38.950	56.153	30.151	2:05.254 (2)	69.93	1.814	17:57:46.627

BMCRC - MRO Championships 2021 - Rnd 4 @ Brands Hatch GP

DFDS Yamaha Past Masters

RACE 20 - BEST SECTORS

SECTOR 1			SECTOR 2			SECTOR 3			IDEAL / BEST COMPARISON						
POS	NO	NAME	TIME	NO	NAME	TIME	NO	NAME	TIME	POS	NO	NAME	IDEAL	BEST	DIFF
													PERFECT LAP	1:40.327	
1	24	CARSON	31.145	24	CARSON	45.023	24	CARSON	24.159	1	24	CARSON	1:40.327	1:40.415	0.088
2	19	BRANTON	31.892	19	BRANTON	45.111	19	BRANTON	24.205	2	19	BRANTON	1:41.208	1:41.272	0.064
3	15	PERKINS	31.928	13	EDMONDSON	46.158	13	EDMONDSON	24.598	3	13	EDMONDSON	1:42.711	1:42.711	0.000
4	13	EDMONDSON	31.955	15	PERKINS	46.165	15	PERKINS	24.637	4	15	PERKINS	1:42.730	1:42.948	0.218
5	57	MOOK	32.207	57	MOOK	46.227	57	MOOK	24.726	5	57	MOOK	1:43.160	1:43.519	0.359
6	29	CRIPPS	32.992	74	WHITBY	46.550	30	COOPER	25.022	6	74	WHITBY	1:44.815	1:45.689	0.874
7	74	WHITBY	33.102	29	CRIPPS	46.877	74	WHITBY	25.163	7	30	COOPER	1:45.216	1:45.787	0.571
8	30	COOPER	33.222	30	COOPER	46.972	61	WELCH	25.324	8	29	CRIPPS	1:45.344	1:45.648	0.304
9	4	HALIL	33.232	27	HAYWARD	47.667	29	CRIPPS	25.475	9	8	BALL	1:46.482	1:46.700	0.218
10	8	BALL	33.265	8	BALL	47.677	4	HALIL	25.515	10	4	HALIL	1:46.608	1:46.720	0.112
11	27	HAYWARD	33.298	4	HALIL	47.861	8	BALL	25.540	11	27	HAYWARD	1:46.686	1:46.732	0.046
12	61	WELCH	33.868	61	WELCH	47.903	27	HAYWARD	25.721	12	61	WELCH	1:47.095	1:47.977	0.882
13	46	MARSHALL	34.178	72	THAY	48.743	72	THAY	25.946	13	72	THAY	1:49.171	1:49.582	0.411
14	60	GOUGH	34.369	60	GOUGH	49.503	46	MARSHALL	26.195	14	46	MARSHALL	1:49.897	1:50.314	0.417
15	72	THAY	34.482	46	MARSHALL	49.524	60	GOUGH	26.348	15	60	GOUGH	1:50.220	1:50.388	0.168
16	9	MACKENZIE	34.996	9	MACKENZIE	49.914	9	MACKENZIE	26.517	16	9	MACKENZIE	1:51.427	1:52.045	0.618
17	42	PEARSON	35.672	100	ZANUTTO	50.510	199	FROST	26.703	17	199	FROST	1:53.137	1:53.547	0.410
18	73	TURNER	35.807	199	FROST	50.517	100	ZANUTTO	26.993	18	100	ZANUTTO	1:53.346	1:53.483	0.137
19	100	ZANUTTO	35.843	42	PEARSON	51.146	42	PEARSON	27.187	19	42	PEARSON	1:54.005	1:54.316	0.311
20	199	FROST	35.917	73	TURNER	52.455	73	TURNER	27.449	20	73	TURNER	1:55.711	1:56.455	0.744
21	99	FIRTH	36.861	99	FIRTH	53.987	99	FIRTH	28.030	21	99	FIRTH	1:58.878	1:58.878	0.000
22	25	WIMBLE	37.376	65	TERRY	54.559	25	WIMBLE	29.152	22	25	WIMBLE	2:01.566	2:01.759	0.193
23	65	TERRY	38.950	25	WIMBLE	55.038	41	BOWLING	29.221	23	65	TERRY	2:02.749	2:03.440	0.691
24	41	BOWLING	39.694	41	BOWLING	55.614	65	TERRY	29.240	24	41	BOWLING	2:04.529	2:06.214	1.685
25															

Weather / Track : Sunny / Dry

Results can be found at www.tsl-timing.com

Brands Hatch GP
 Circuit Length = 2.4332 miles
 Start: 17:51 Flag 18:01 End: 18:03

Printed - 18:03 Sunday, 18 July 2021

BMCRC - MRO Championships 2021 - Rnd 4 @ Brands Hatch GP

DFDS Yamaha Past Masters

RACE 20 - STATISTICS

Competitors Started 25
Planned Start 2021-07-18 @ 18:10:00.000
Actual Start 2021-07-18 @ 17:51:26.537
Finish Time 2021-07-18 @ 18:01:37.941
Track Length 2.4332mi.
Total Laps 138
Total Distance Covered 335.7939mi.

Session Fastest Lap History

NO	CL	NAME	LAP TIME	TIME OF DAY	LAP	VEHICLE
24		Scott CARSON	1:46.120	17:53:12.664	1	Yamaha TZR250
24		Scott CARSON	1:41.498	17:54:54.161	2	Yamaha TZR250
19		Peter BRANTON	1:41.272	17:54:55.213	2	Yamaha TZR250
24		Scott CARSON	1:40.415	17:56:34.576	3	Yamaha TZR250

Session Leader History

NO	CL	NAME	FROM LAP	LAPS LED	DISTANCE	VEHICLE
24		Scott CARSON	1	6	14.59 miles	Yamaha TZR250

Flag History

TYPE	TIME OF DAY
GREEN	17:51:26.537
FINISH	18:01:37.941

Flag Statistics

TYPE	COUNT	TOTAL LAPS	TOTAL TIME
Green	1	6	12:03.401
Red	0	0	0.000
Safety Car	0	0	0.000
FCY	0	0	0.000

BMCRC - MRO Championships 2021 - Rnd 4 @ Brands Hatch GP

DFDS Yamaha Past Masters

RACE 20 - STATISTICS

CLASS :

11 Starters

Fastest Lap History

NO	NAME	LAP TIME	TIME OF DAY	LAP	VEHICLE
24	Scott CARSON	1:46.120	17:53:12.664	1	Yamaha TZR250
24	Scott CARSON	1:41.498	17:54:54.161	2	Yamaha TZR250
19	Peter BRANTON	1:41.272	17:54:55.213	2	Yamaha TZR250
24	Scott CARSON	1:40.415	17:56:34.576	3	Yamaha TZR250

Leader History

NO	NAME	FROM LAP	LAPS LED	DISTANCE	VEHICLE
24	Scott CARSON	1	6	14.59 miles	Yamaha TZR250

BMCRC - MRO Championships 2021 - Rnd 4 @ Brands Hatch GP

DFDS Yamaha Past Masters

RACE 20 - STATISTICS

CLASS : C

11 Starters

Fastest Lap History

NO	NAME	LAP TIME	TIME OF DAY	LAP	VEHICLE
8	David BALL	1:53.271	17:53:19.836	1	Yamaha TZR250
27	Richard HAYWARD	1:48.233	17:55:08.186	2	Yamaha TZR250
27	Richard HAYWARD	1:46.732	17:56:54.918	3	Yamaha TZR250
8	David BALL	1:46.700	17:58:42.302	4	Yamaha TZR250

Leader History

NO	NAME	FROM LAP	LAPS LED	DISTANCE	VEHICLE
8	David BALL	1	1	2.43 miles	Yamaha TZR250
27	Richard HAYWARD	2	4	9.73 miles	Yamaha TZR250
8	David BALL	6	1	2.43 miles	Yamaha TZR250

BMCRC - MRO Championships 2021 - Rnd 4 @ Brands Hatch GP

DFDS Yamaha Past Masters

RACE 20 - STATISTICS

CLASS : R

3 Starters

Fastest Lap History

NO	NAME	LAP TIME	TIME OF DAY	LAP	VEHICLE
9	David MACKENZIE	1:59.357	17:53:25.928	1	Yamaha TZR250
9	David MACKENZIE	1:52.045	17:55:17.970	2	Yamaha TZR250

Leader History

NO	NAME	FROM LAP	LAPS LED	DISTANCE	VEHICLE
9	David MACKENZIE	1	6	14.59 miles	Yamaha TZR250